

Narrative of Monthly Report March 2026

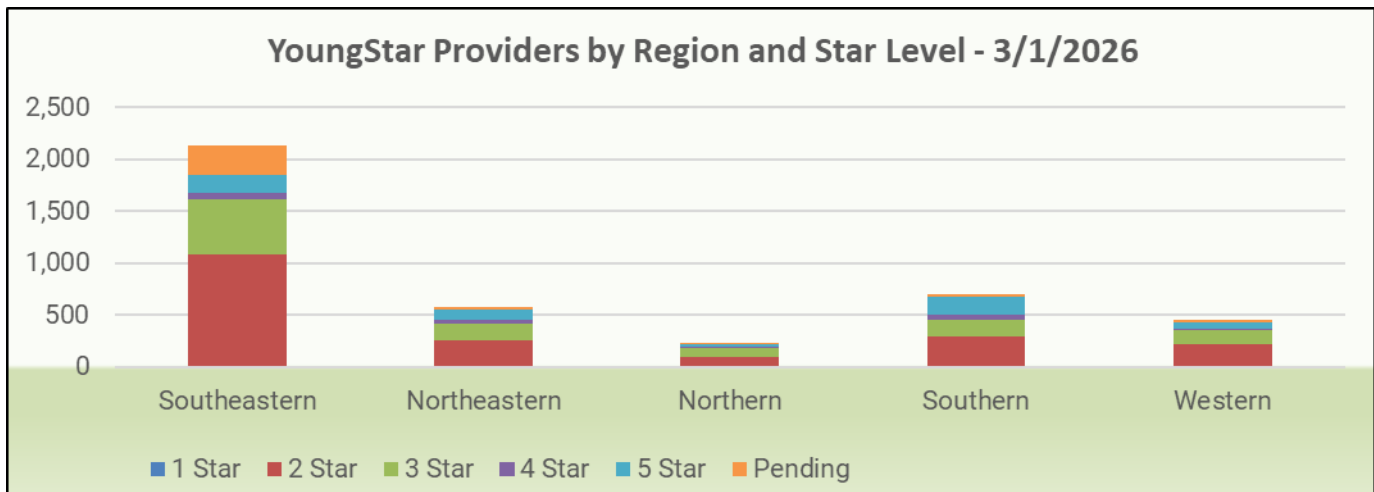
YoungStar has transitioned to a new service provider in 2023. There are now five YoungStar Regions instead of six. The Milwaukee and Kenosha/Racine Regions have been merged into the Southeastern Region. Waukesha County is now part of the Southeastern Region. These changes and adjustments are reflected in the data.

For the month of March, the following are notable YoungStar statistics.

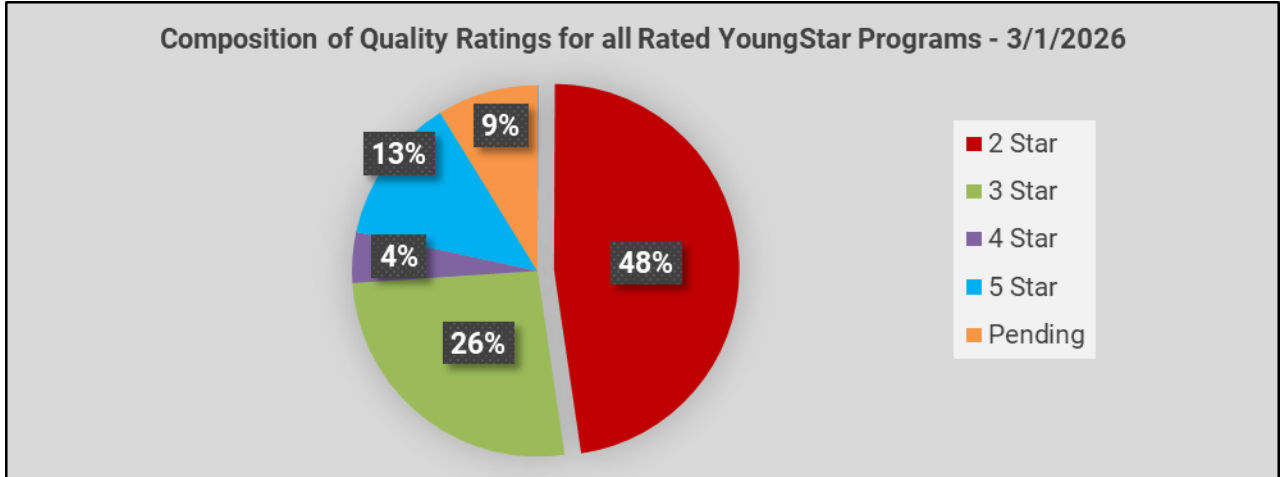
★ **Participation and Rating Composition:**

We currently have 4,077 programs participating in YoungStar. This is an increase of 27 programs as compared to last month. The chart and graph below show the rating composition by region for the current month.

	1 Star	2 Star	3 Star	4 Star	5 Star	Pending	TOTAL
Southeastern	3	1,080	535	61	168	283	2,130
Northeastern	0	252	161	42	93	27	575
Northern	0	93	83	11	32	10	229
Southern	0	292	163	52	170	17	694
Western	0	223	130	14	61	21	449
Total	3	1,940	1,072	180	524	358	4,077



Data as of 3/31/2026

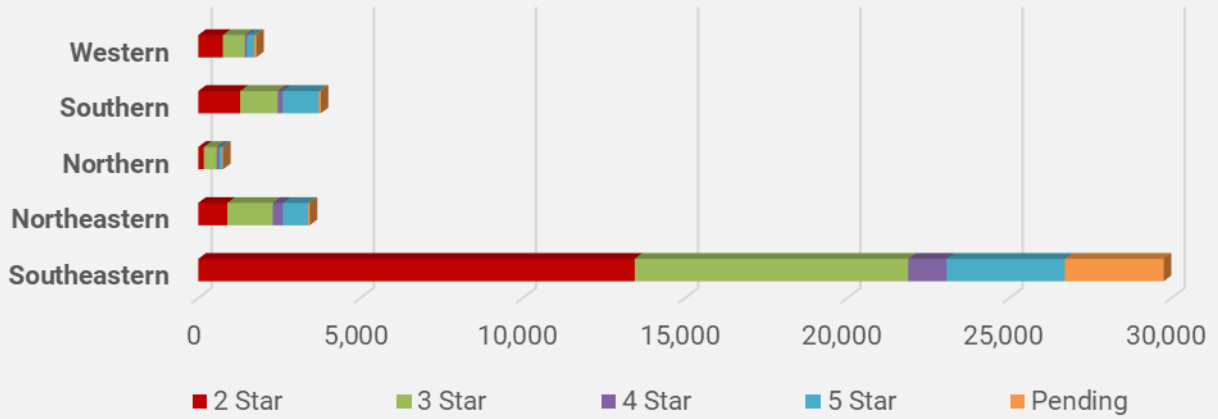


★ **Rating and Wisconsin Shares Data**

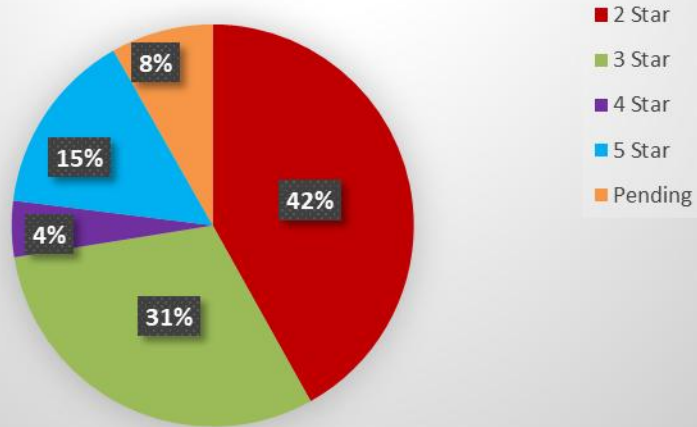
The total number of programs currently rated was 3,719. There were an additional 358 programs with pending ratings. There were 3,060 programs with open Wisconsin Shares authorizations when the data was run for this report. There were children receiving Wisconsin Shares as shown by region, age, and star level.

	2 Star	3 Star	4 Star	5 Star	Pending	Total
Southeastern	13,454	8,431	1,183	3,642	3,051	29,761
Northeastern	895	1,402	313	771	52	3,433
Northern	167	402	76	98	20	763
Southern	1,289	1,161	149	1,118	60	3,777
Western	754	684	63	223	62	1,786
Total	16,559	12,080	1,784	5,852	3,245	39,520

Children Receiving Wisconsin Shares by Region and Star Level - 3/1/2026

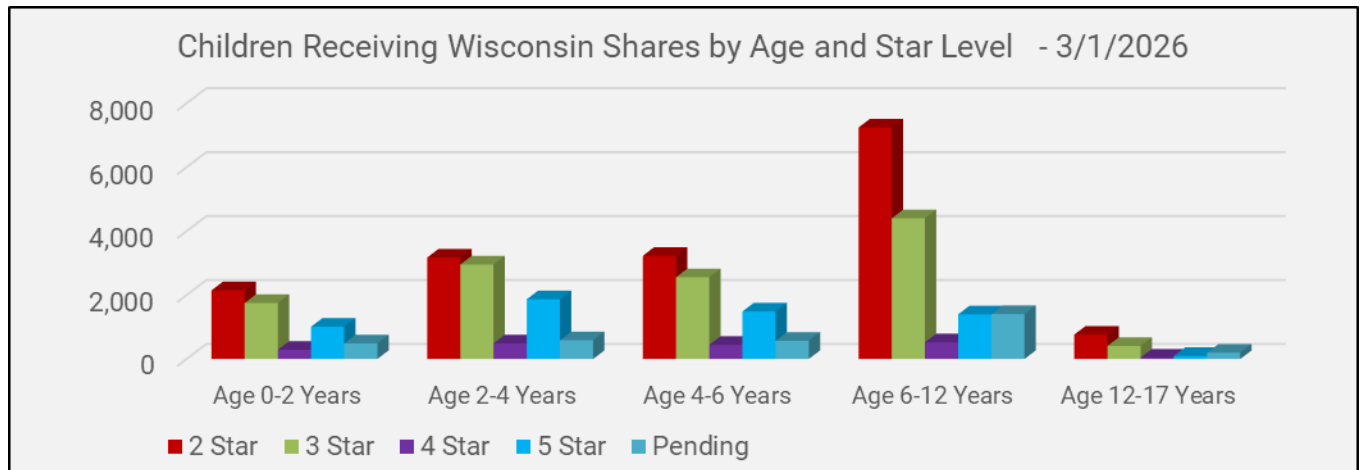


Percentage of Children Receiving Shares at Quality Levels - 3/1/2026



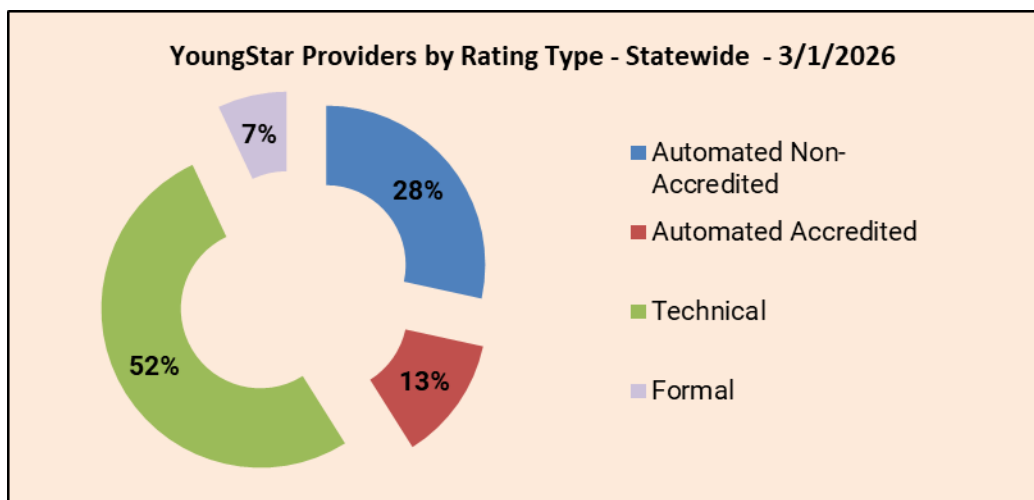
Data as of 3/31/2026

	2 Star	3 Star	4 Star	5 Star	Pending	Total
Age 0-2 Years	2,148	1,753	287	1,008	488	5,684
Age 2-4 Years	3,175	2,958	489	1,866	586	9,074
Age 4-6 Years	3,230	2,558	442	1,486	570	8,286
Age 6-12 Years	7,244	4,403	522	1,397	1,406	14,972
Age 12-17 Years	761	408	44	95	195	1,503
Total	16,559	12,080	1,784	5,852	3,245	39,520



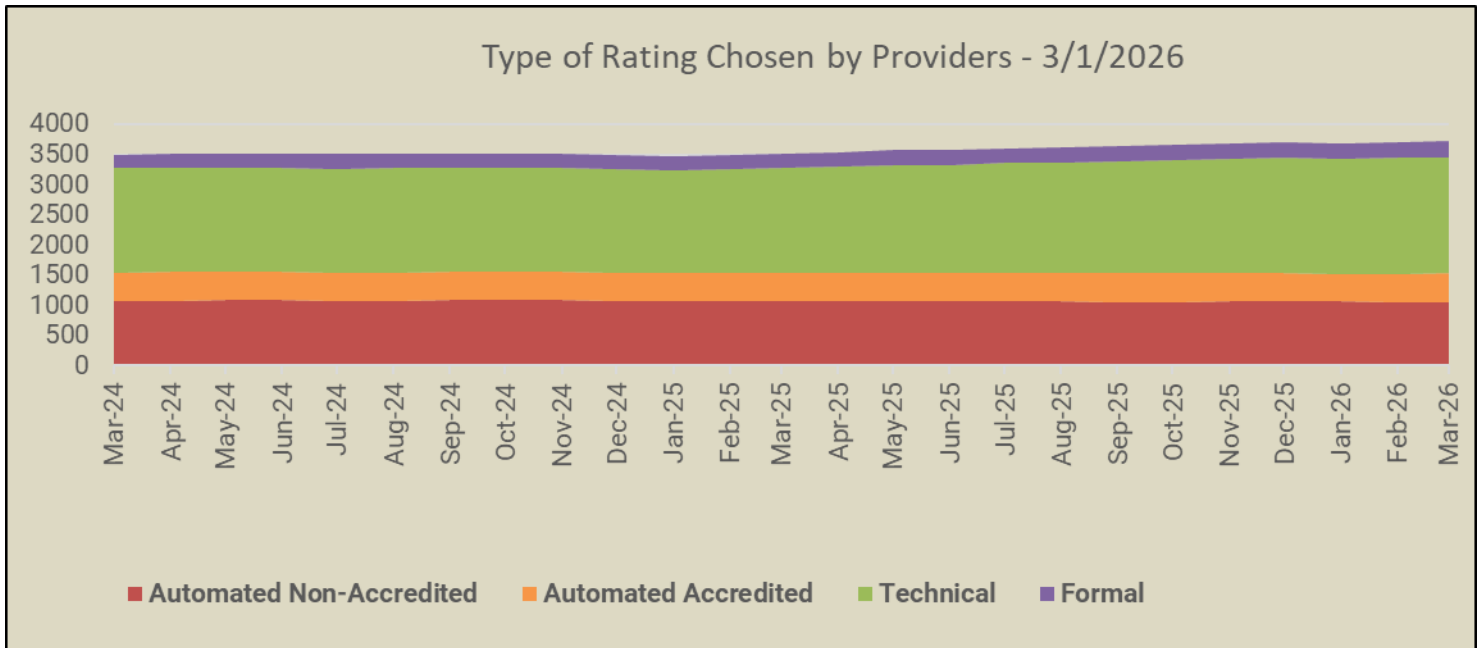
★ **Rating History and Composition:**

The composition of currently rated programs is shown below.

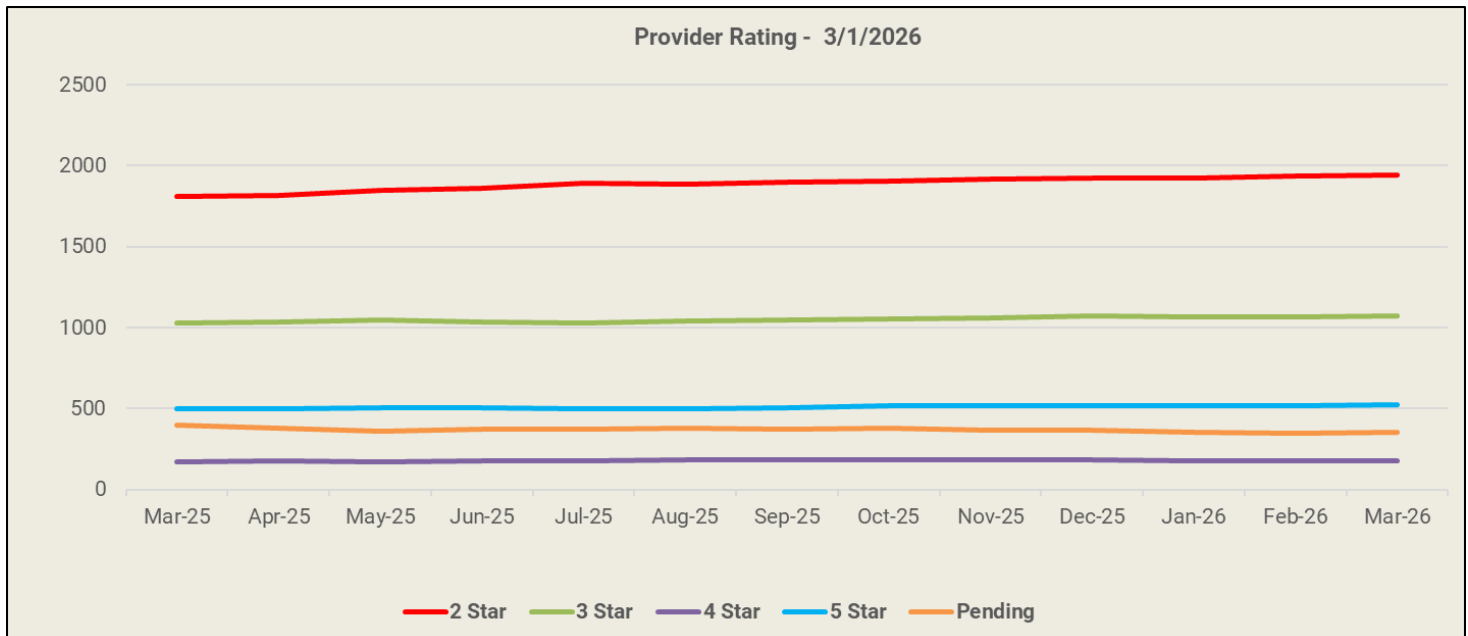


Data as of 3/31/2026

The graph below shows the movement in rating type chosen by providers over the past two years.



The graph below shows movement in rating levels for providers over the past year.

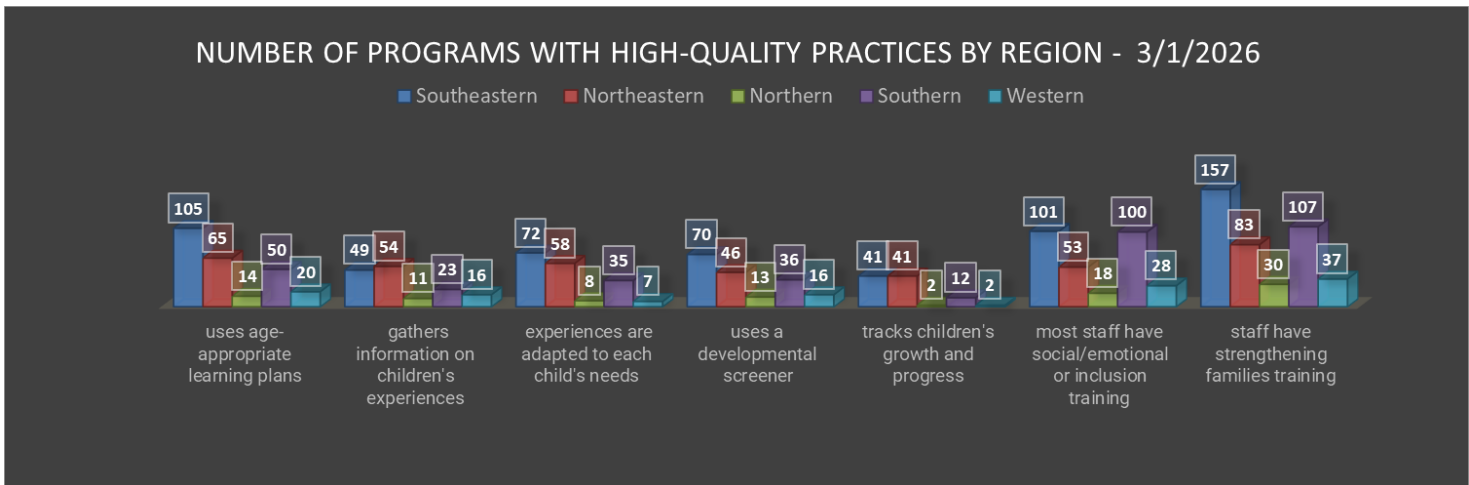


Data as of 3/31/2026

★ **High-Quality Practices:**

As part of the YoungStar evaluation process, programs can be evaluated for having key high-quality practices. The number of programs with high-quality practices is shown below by region.

	uses age-appropriate learning plans	gathers information on children's experiences	experiences are adapted to each child's needs	uses a developmental screener	tracks children's growth and progress	most staff have social/emotional or inclusion training	staff have strengthening families training
Southeastern	105	49	72	70	41	101	157
Northeastern	65	54	58	46	41	53	83
Northern	14	11	8	13	2	18	30
Southern	50	23	35	36	12	100	107
Western	20	16	7	16	2	28	37
Total	254	153	180	181	98	300	414

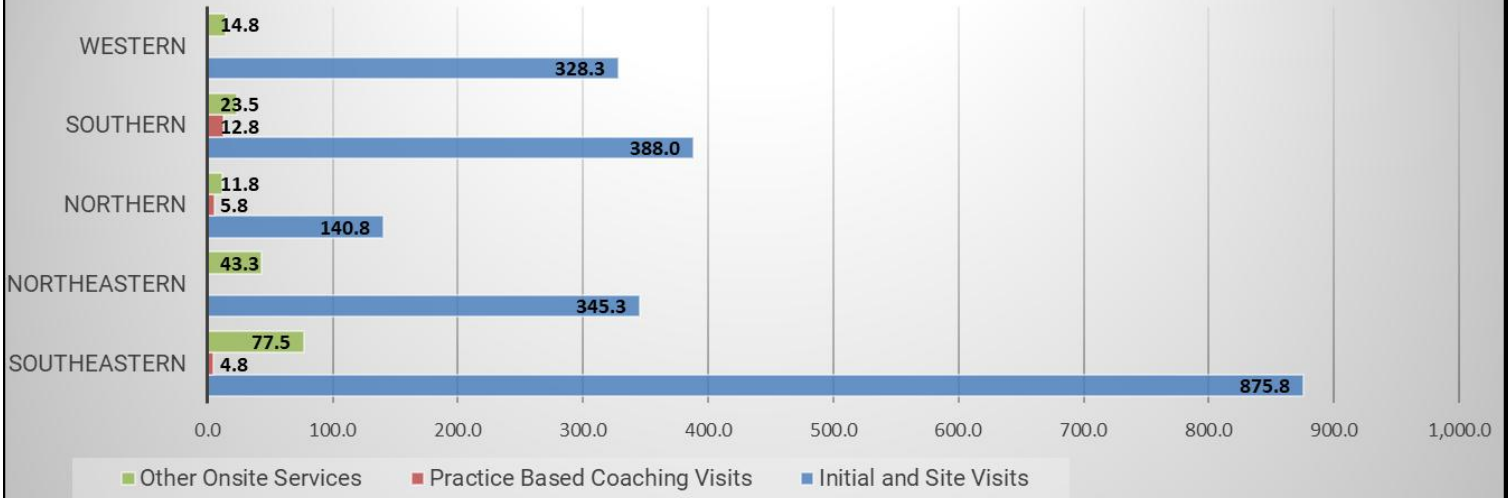


★ **Onsite Services:**

YoungStar provides thousands of hours of direct consultation and coaching services every year to help early care programs with quality improvement across the state. Direct services include things like site visits, practice based coaching services, and formal rating verification visits. The number of hours provided year-to-date are shown in the chart below by type and region.

Data as of 3/31/2026

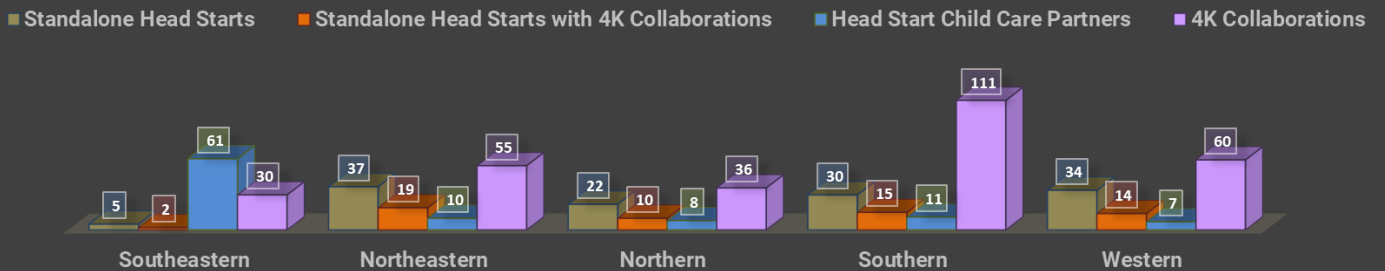
Year-to-Date Consultation and Coaching - Direct Service Hours by Type and Region - 3/1/2026



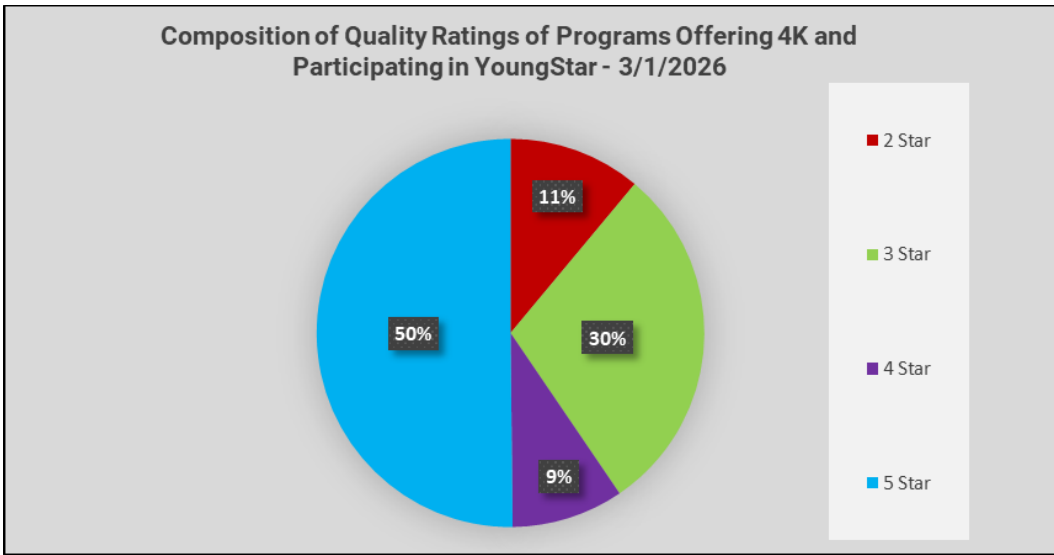
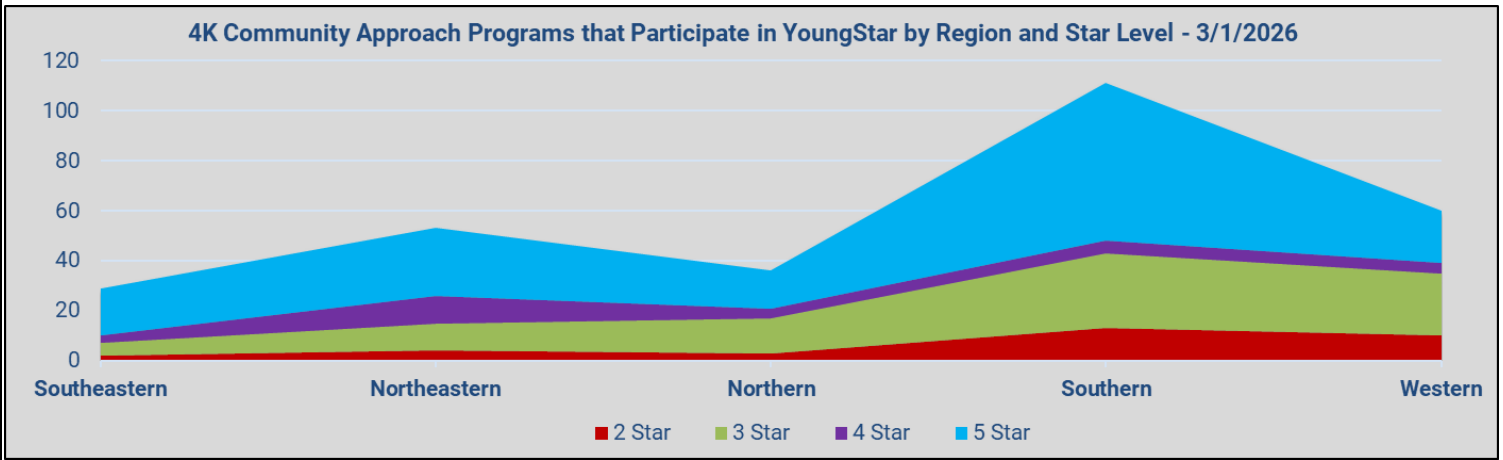
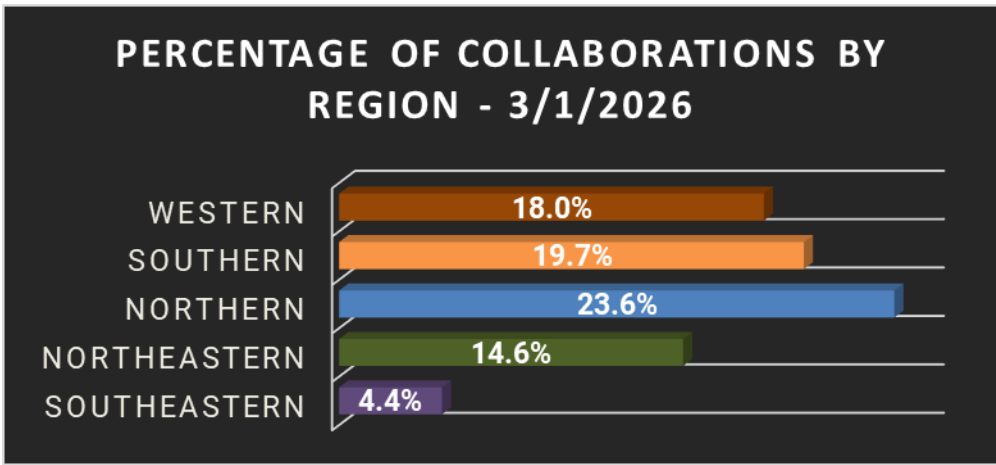
★ YoungStar Data on Partnerships:

Region	Standalone Head Starts	Standalone Head Starts with 4K Collaborations	Head Start Child Care Partners	4K Collaborations	YoungStar Providers
Southeastern	5	2	61	30	2,130
Northeastern	37	19	10	55	575
Northern	22	10	8	36	229
Southern	30	15	11	111	694
Western	34	14	7	60	449
Statewide	128	60	97	292	4,077

OFFICIAL PUBLIC COLLABORATION OF YOUNGSTAR PROVIDERS BY REGION AS OF 3/1/2026



Data as of 3/31/2026



Data as of 3/31/2026

The Head Start/4K Child Care Collaboration information is based on returned surveys and all programs may not be included.

Please see <https://dcf.wisconsin.gov/youngstar/program/impact> for more details.