

Narrative of Monthly Report February 2026

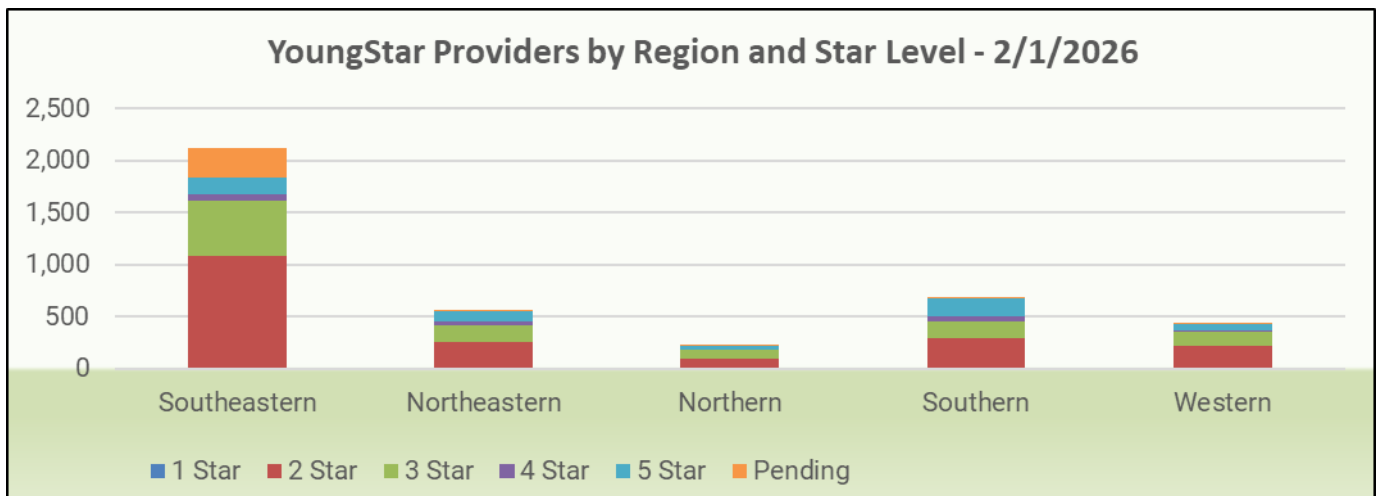
YoungStar has transitioned to a new service provider in 2023. There are now five YoungStar Regions instead of six. The Milwaukee and Kenosha/Racine Regions have been merged into the Southeastern Region. Waukesha County is now part of the Southeastern Region. These changes and adjustments are reflected in the data.

For the month of February, the following are notable YoungStar statistics.

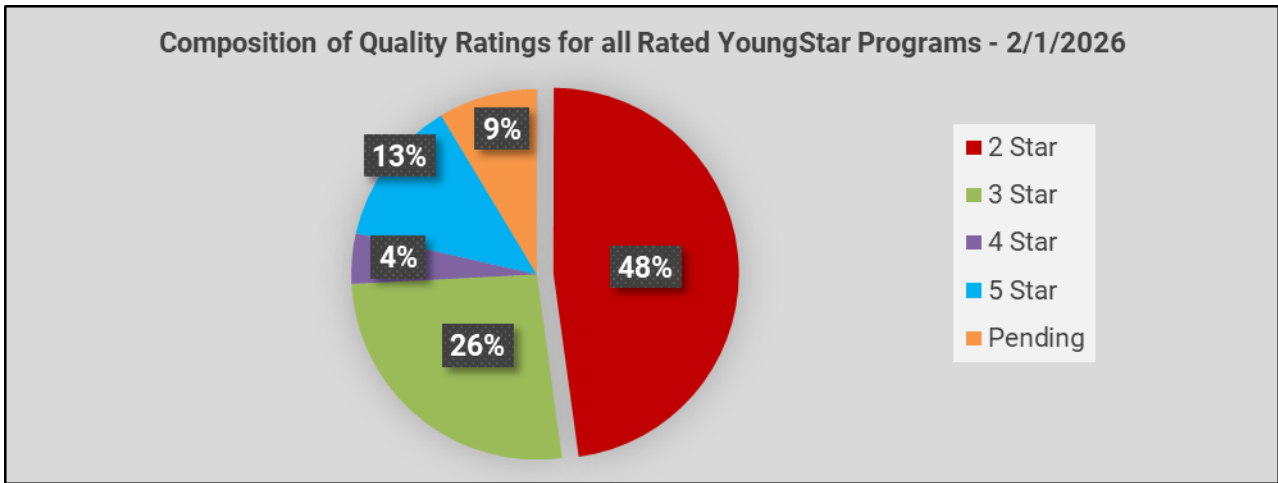
★ **Participation and Rating Composition:**

We currently have 4,050 programs participating in YoungStar. This is an increase of 4 programs as compared to last month. The chart and graph below show the rating composition by region for the current month.

	1 Star	2 Star	3 Star	4 Star	5 Star	Pending	TOTAL
Southeastern	1	1,080	534	58	164	287	2,124
Northeastern	0	253	157	43	93	19	565
Northern	0	93	82	11	32	10	228
Southern	0	291	163	52	169	17	692
Western	0	219	131	14	61	16	441
Total	1	1,936	1,067	178	519	349	4,050



Data as of 2/28/2026

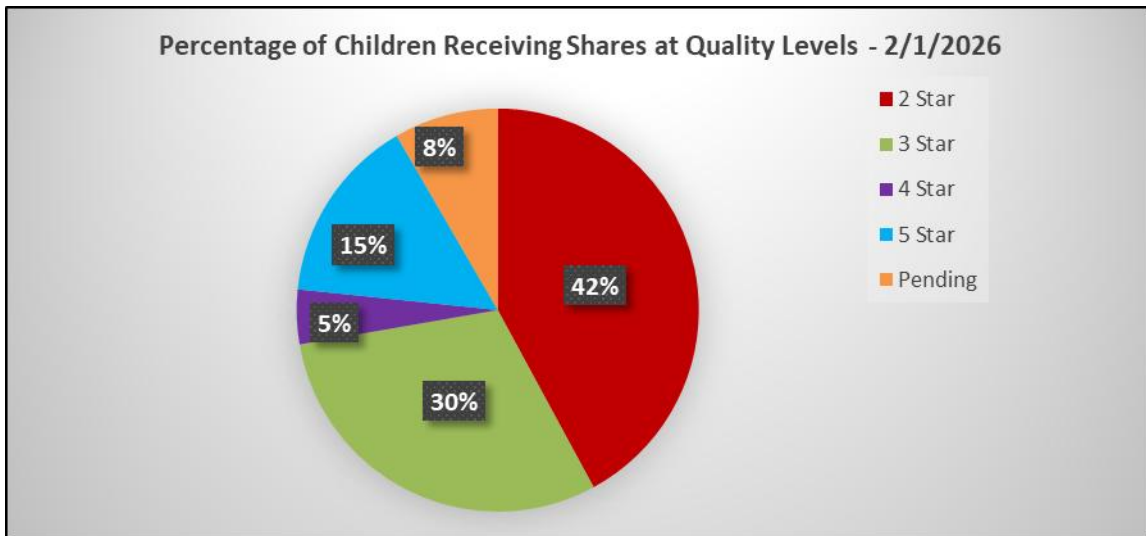
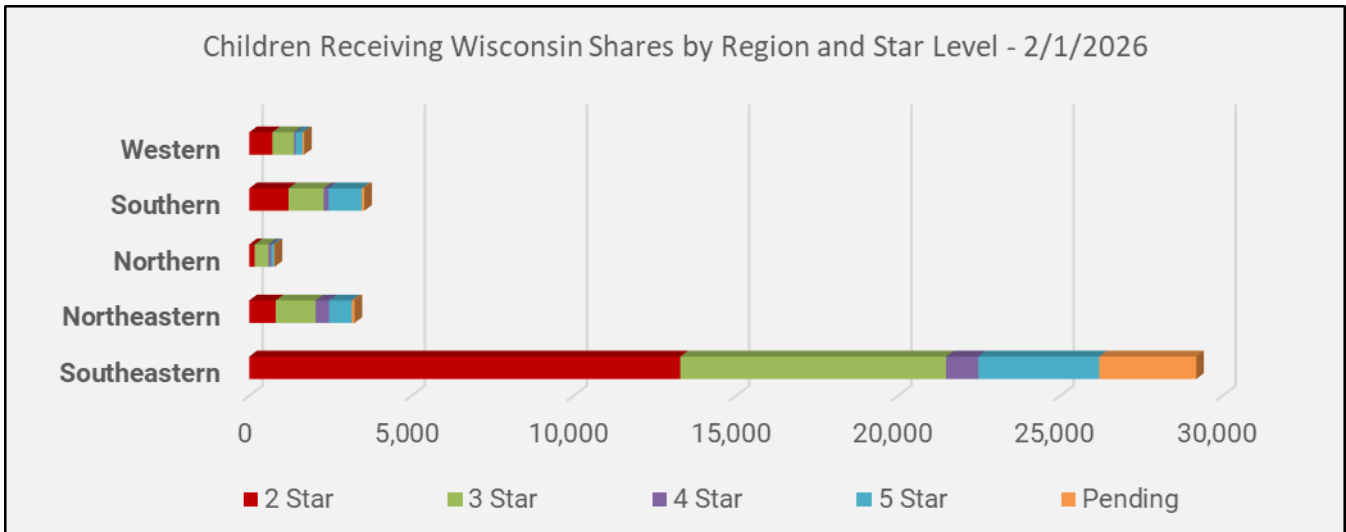


★ **Rating and Wisconsin Shares Data**

The total number of programs currently rated was 3,701. There were an additional 349 programs with pending ratings. There were 2,991 programs with open Wisconsin Shares authorizations when the data was run for this report. There were children receiving Wisconsin Shares as shown by region, age, and star level.

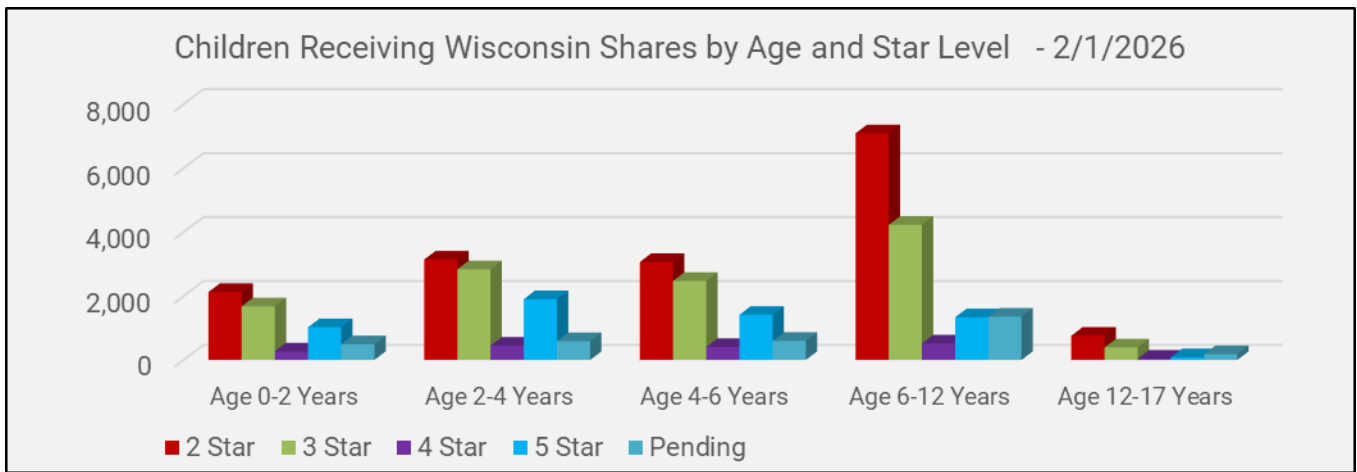
	2 Star	3 Star	4 Star	5 Star	Pending	Total
Southeastern	13,285	8,197	990	3,729	2,993	29,194
Northeastern	815	1,231	414	699	87	3,246
Northern	164	431	80	88	18	781
Southern	1,211	1,082	146	1,032	75	3,546
Western	709	669	54	213	47	1,692
Total	16,184	11,610	1,684	5,761	3,220	38,459

Data as of 2/28/2026



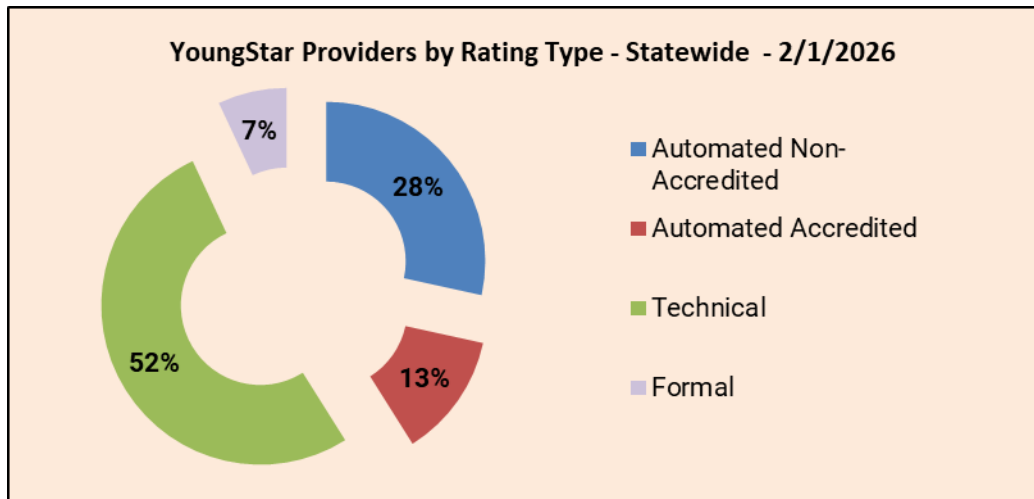
Data as of 2/28/2026

	2 Star	3 Star	4 Star	5 Star	Pending	Total
Age 0-2 Years	2,127	1,678	269	1,023	494	5,591
Age 2-4 Years	3,141	2,836	450	1,903	590	8,920
Age 4-6 Years	3,067	2,475	406	1,414	598	7,960
Age 6-12 Years	7,091	4,229	518	1,334	1,356	14,528
Age 12-17 Years	758	392	41	87	182	1,460
Total	16,184	11,610	1,684	5,761	3,220	38,459



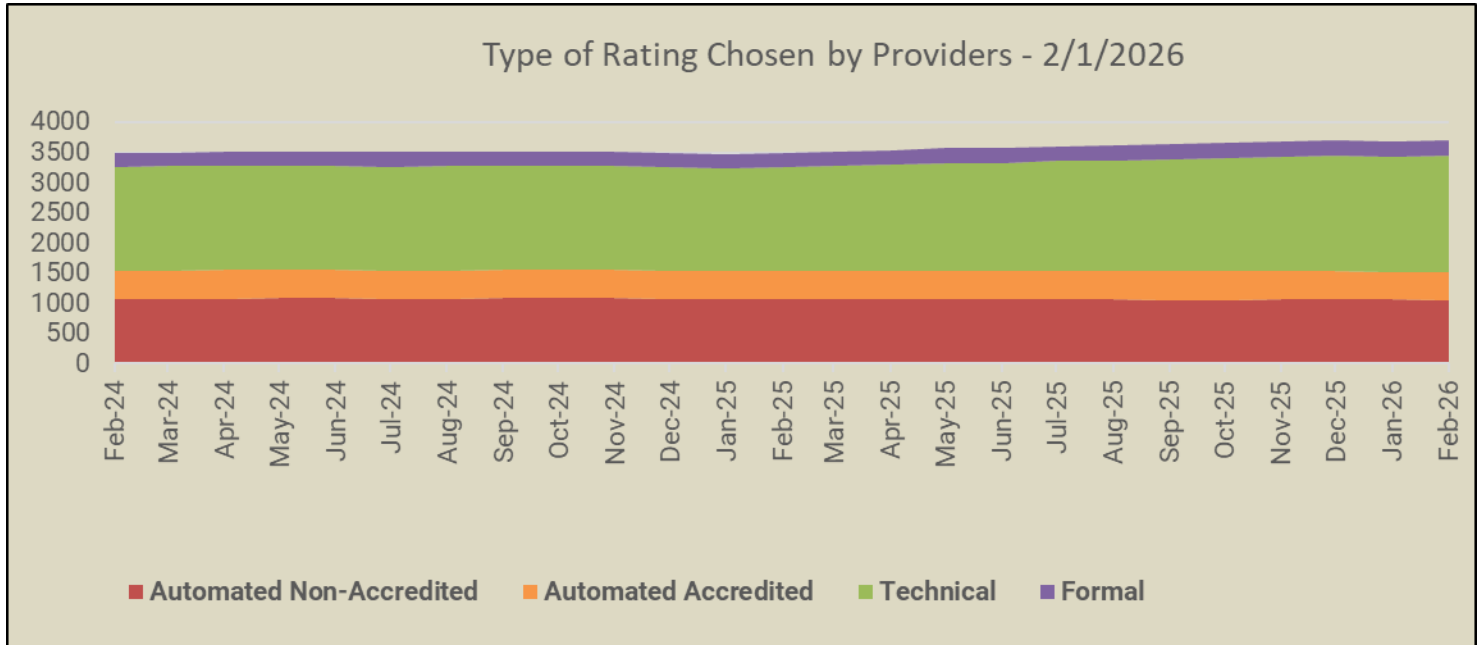
★ **Rating History and Composition:**

The composition of currently rated programs is shown below.



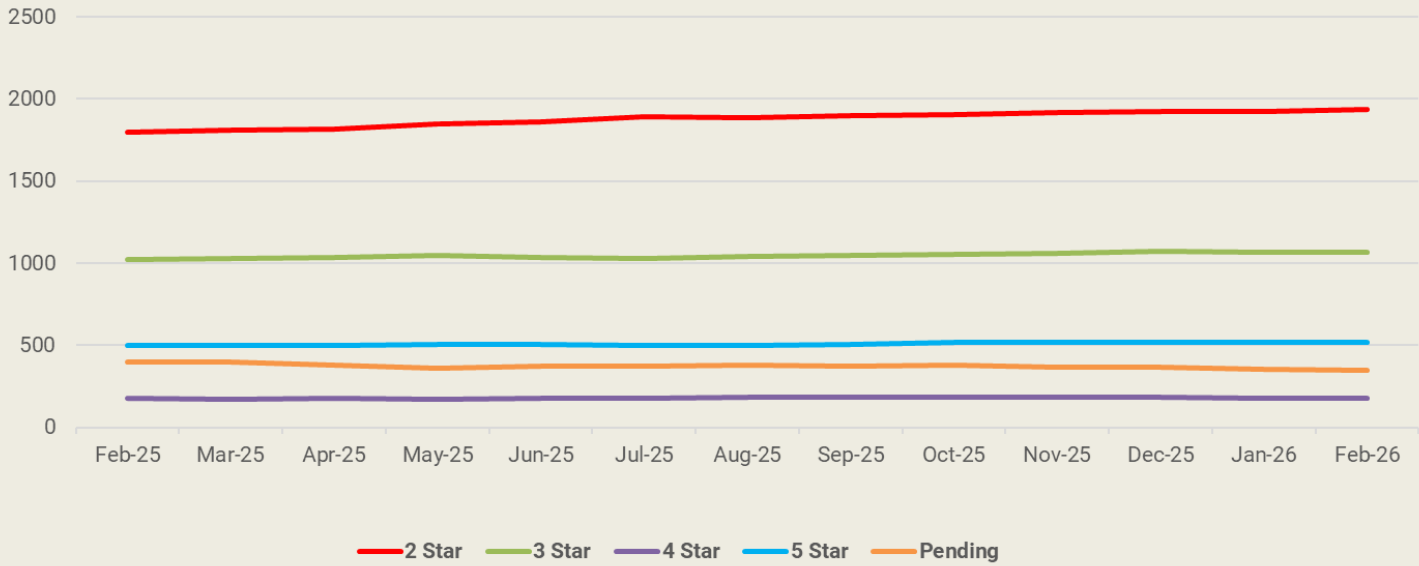
Data as of 2/28/2026

The graph below shows the movement in rating type chosen by providers over the past two years.



The graph below shows movement in rating levels for providers over the past year.

Provider Rating - 2/1/2026



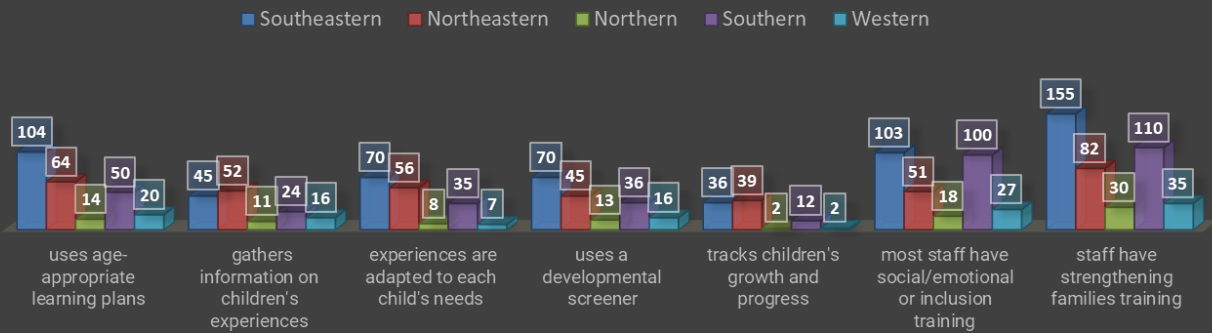
★ **High-Quality Practices:**

As part of the YoungStar evaluation process, programs can be evaluated for having key high-quality practices. The number of programs with high-quality practices is shown below by region.

	uses age-appropriate learning plans	gathers information on children's experiences	experiences are adapted to each child's needs	uses a developmental screener	tracks children's growth and progress	most staff have social/emotional or inclusion training	staff have strengthening families training
Southeastern	104	45	70	70	36	103	155
Northeastern	64	52	56	45	39	51	82
Northern	14	11	8	13	2	18	30
Southern	50	24	35	36	12	100	110
Western	20	16	7	16	2	27	35
Total	252	148	176	180	91	299	412

Data as of 2/28/2026

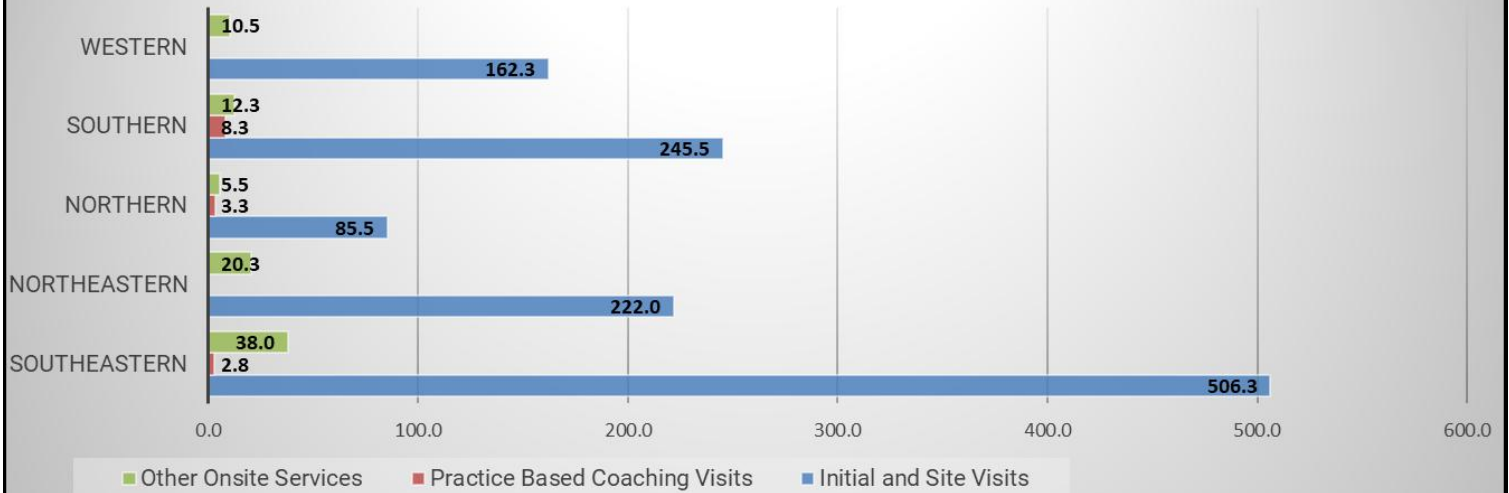
NUMBER OF PROGRAMS WITH HIGH-QUALITY PRACTICES BY REGION - 2/1/2026



★ Onsite Services:

YoungStar provides thousands of hours of direct consultation and coaching services every year to help early care programs with quality improvement across the state. Direct services include things like site visits, practice based coaching services, and formal rating verification visits. The number of hours provided year-to-date are shown in the chart below by type and region.

Year-to-Date Consultation and Coaching - Direct Service Hours by Type and Region - 2/1/2026




Data as of 2/28/2026

★ YoungStar Data on Partnerships:

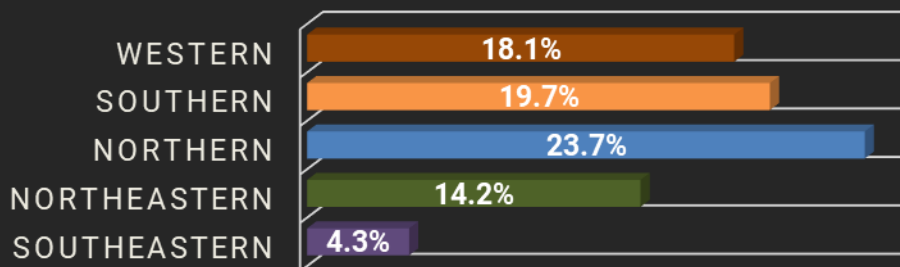
Region	Standalone Head Starts	Standalone Head Starts with 4K Collaborations	Head Start Child Care Partners	4K Collaborations	YoungStar Providers
Southeastern	5	2	60	30	2,124
Northeastern	35	17	10	53	565
Northern	22	10	8	36	228
Southern	31	16	11	109	692
Western	34	14	7	59	441
Statewide	127	59	96	287	4,050

OFFICIAL PUBLIC COLLABORATION OF YOUNGSTAR PROVIDERS BY REGION AS OF 2/1/2026

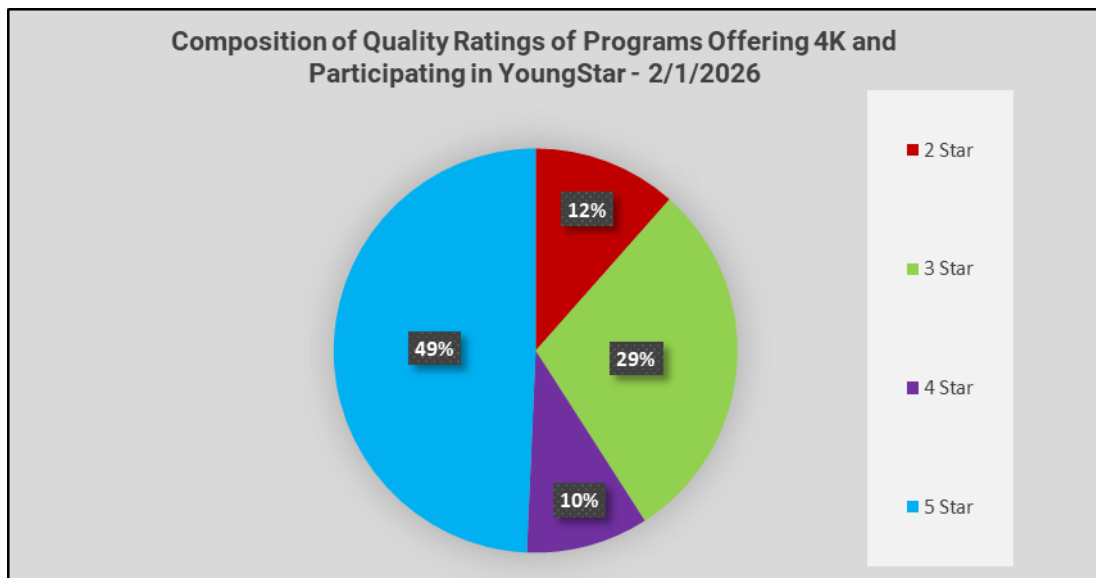
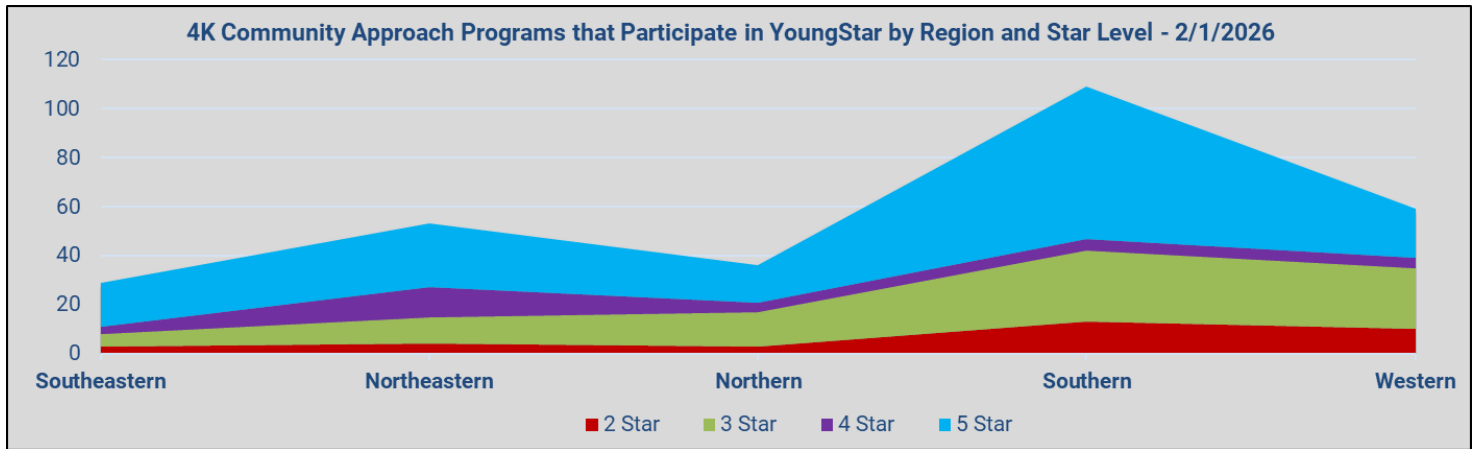
■ Standalone Head Starts ■ Standalone Head Starts with 4K Collaborations ■ Head Start Child Care Partners ■ 4K Collaborations



PERCENTAGE OF COLLABORATIONS BY REGION - 2/1/2026



Data as of 2/28/2026



The Head Start/4K Child Care Collaboration information is based on returned surveys and all programs may not be included.

Please see <https://dcf.wisconsin.gov/youngstar/program/impact> for more details.

Data as of 2/28/2026