

Narrative of Monthly Report November 2025

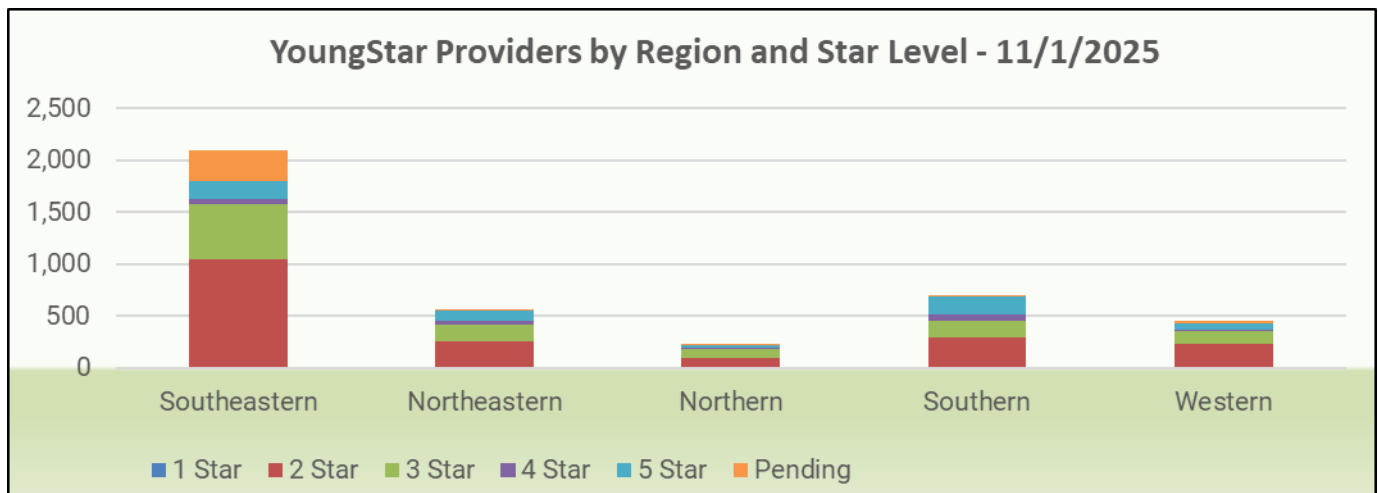
YoungStar has transitioned to a new service provider in 2023. There are now five YoungStar Regions instead of six. The Milwaukee and Kenosha/Racine Regions have been merged into the Southeastern Region. Waukesha County is now part of the Southeastern Region. These changes and adjustments are reflected in the data.

For the month of November, the following are notable YoungStar statistics.

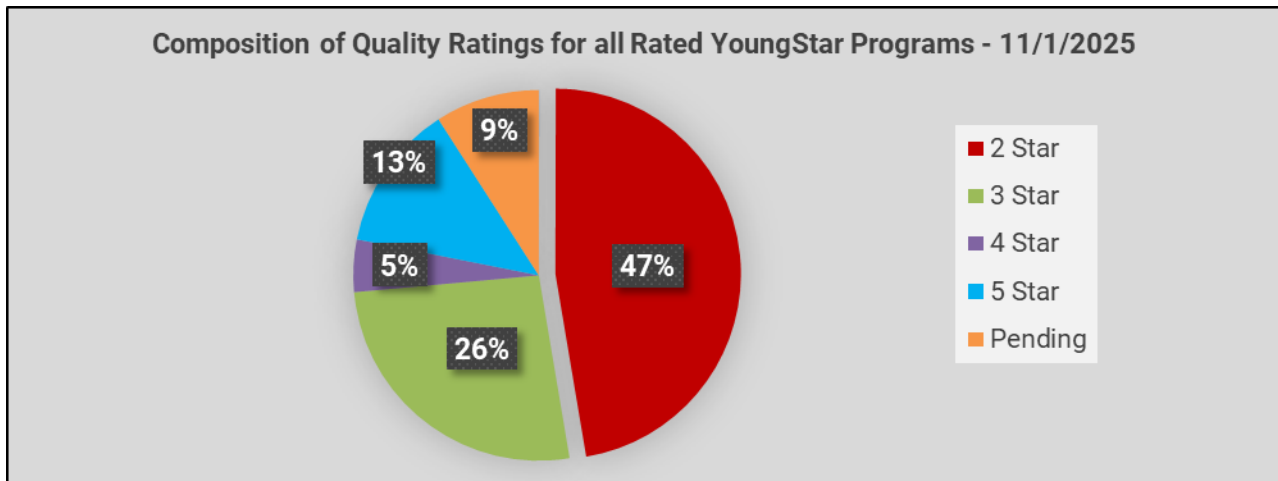
★ **Participation and Rating Composition:**

We currently have 4,049 programs participating in YoungStar. This is an increase of 6 programs as compared to last month. The chart and graph below show the rating composition by region for the current month.

	1 Star	2 Star	3 Star	4 Star	5 Star	Pending	TOTAL
Southeastern	1	1,047	523	60	163	301	2,095
Northeastern	0	258	160	40	93	18	569
Northern	0	96	82	10	32	8	228
Southern	0	291	165	59	169	21	705
Western	0	224	131	16	61	20	452
Total	1	1,916	1,061	185	518	368	4,049



Data as of 11/30/2025



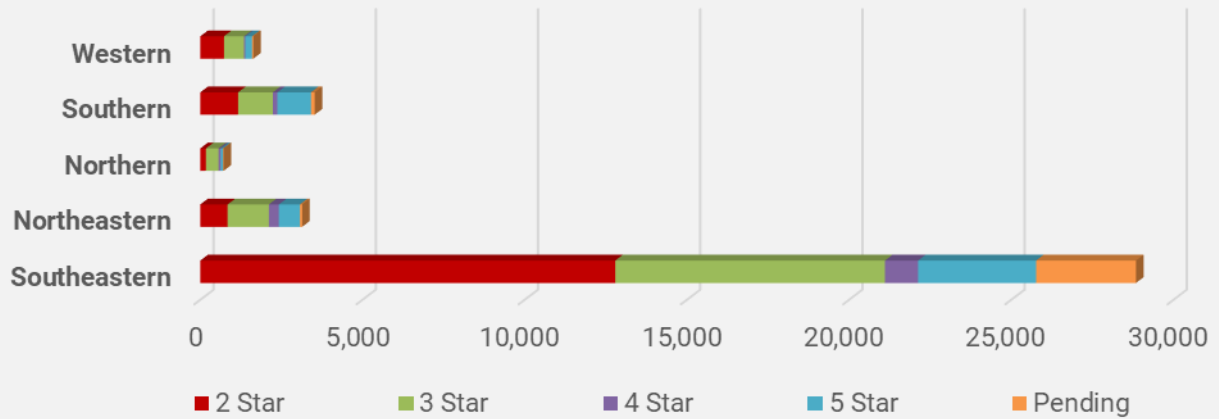
★ Rating and Wisconsin Shares Data

The total number of programs currently rated was 3,681. There were an additional 368 programs with pending ratings. There were 2,958 programs with open Wisconsin Shares authorizations when the data was run for this report. There were children receiving Wisconsin Shares as shown by region, age, and star level.

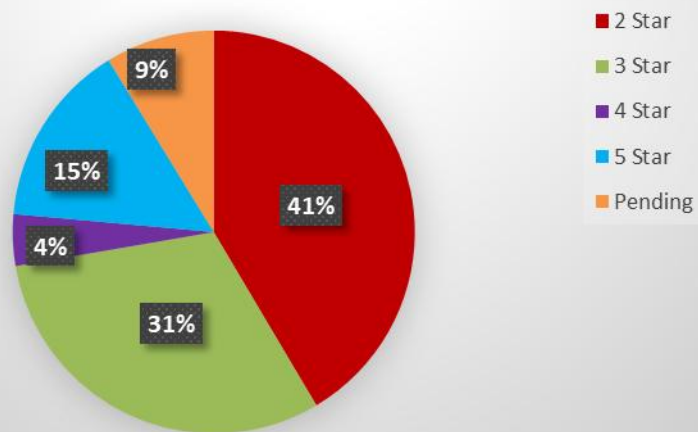
	2 Star	3 Star	4 Star	5 Star	Pending	Total
Southeastern	12,793	8,314	1,019	3,641	3,078	28,845
Northeastern	839	1,273	310	649	68	3,139
Northern	174	390	61	76	16	717
Southern	1,166	1,071	139	1,035	115	3,526
Western	729	621	40	207	36	1,633
Total	15,701	11,669	1,569	5,608	3,313	37,860

Data as of 11/30/2025

Children Receiving Wisconsin Shares by Region and Star Level - 11/1/2025

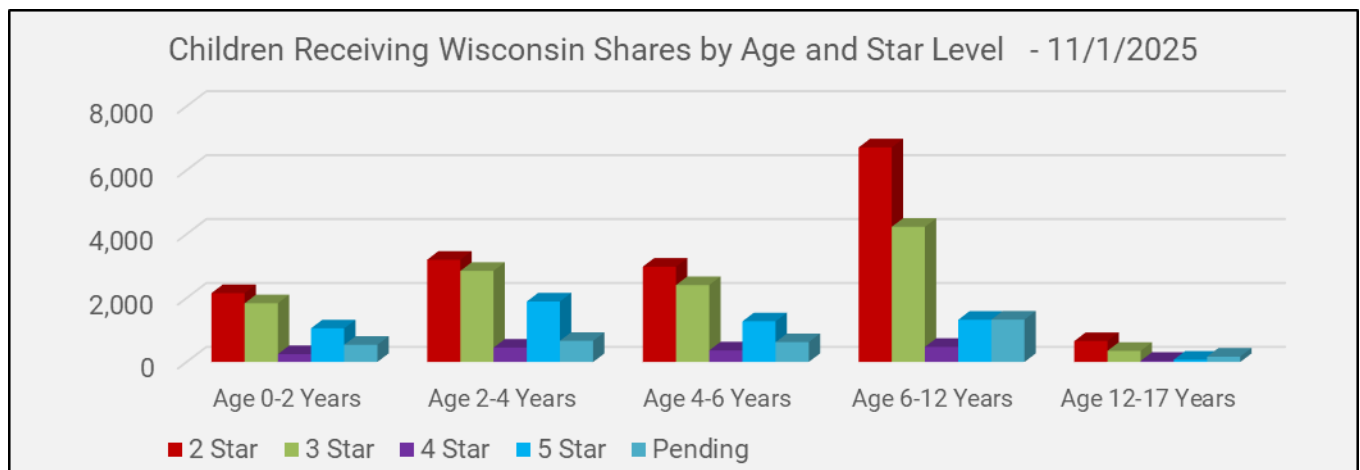


Percentage of Children Receiving Shares at Quality Levels - 11/1/2025



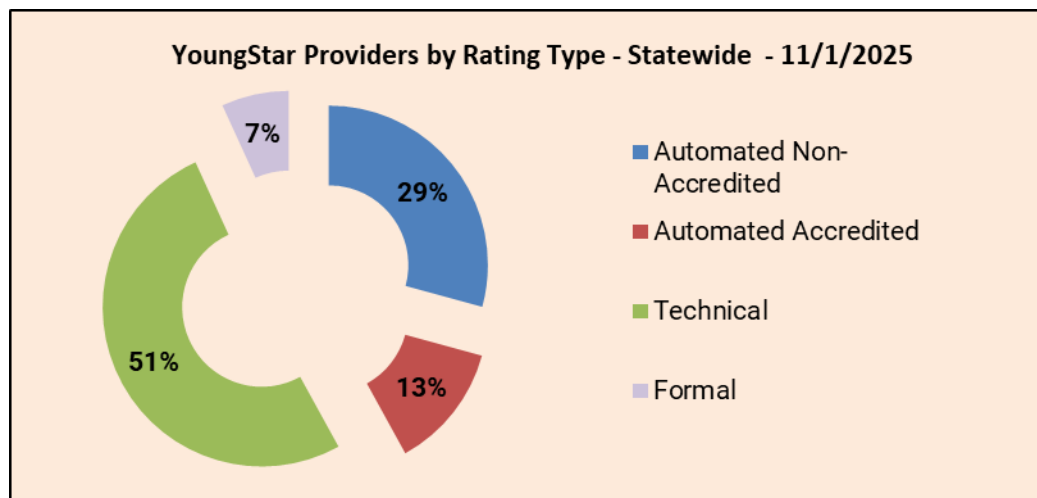
Data as of 11/30/2025

	2 Star	3 Star	4 Star	5 Star	Pending	Total
Age 0-2 Years	2,152	1,836	246	1,052	539	5,825
Age 2-4 Years	3,198	2,851	450	1,892	661	9,052
Age 4-6 Years	2,982	2,406	363	1,273	621	7,645
Age 6-12 Years	6,713	4,229	473	1,319	1,326	14,060
Age 12-17 Years	656	347	37	72	166	1,278
Total	15,701	11,669	1,569	5,608	3,313	37,860



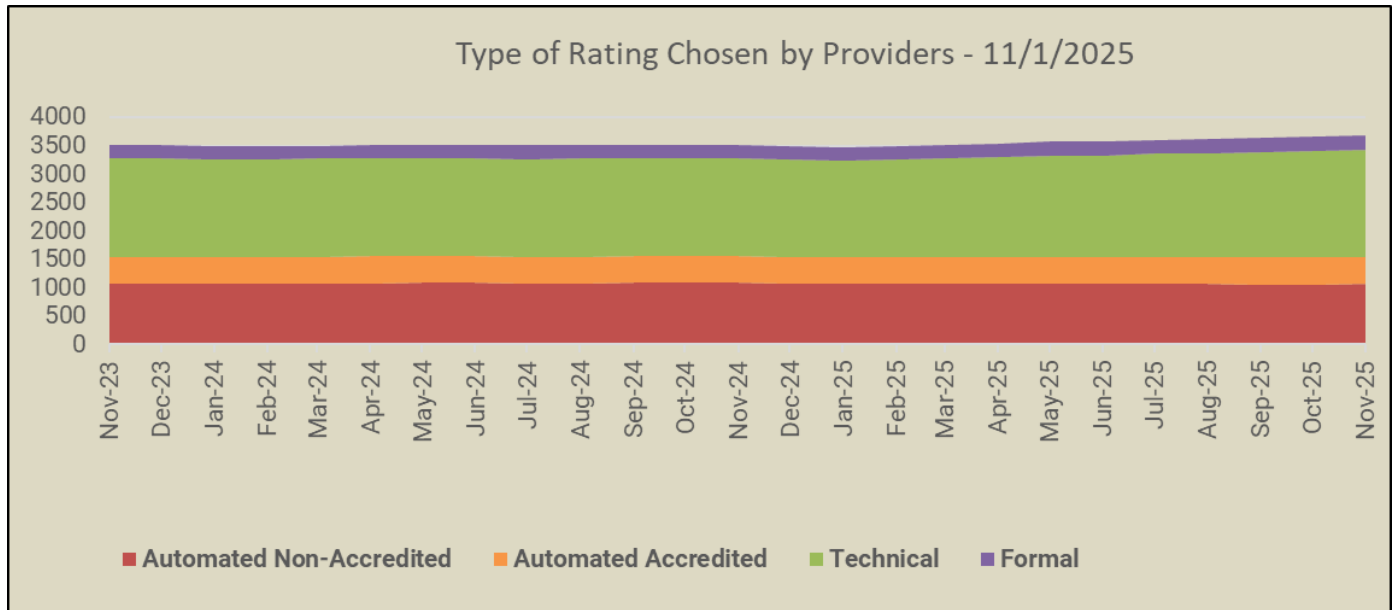
★ Rating History and Composition:

The composition of currently rated programs is shown below.

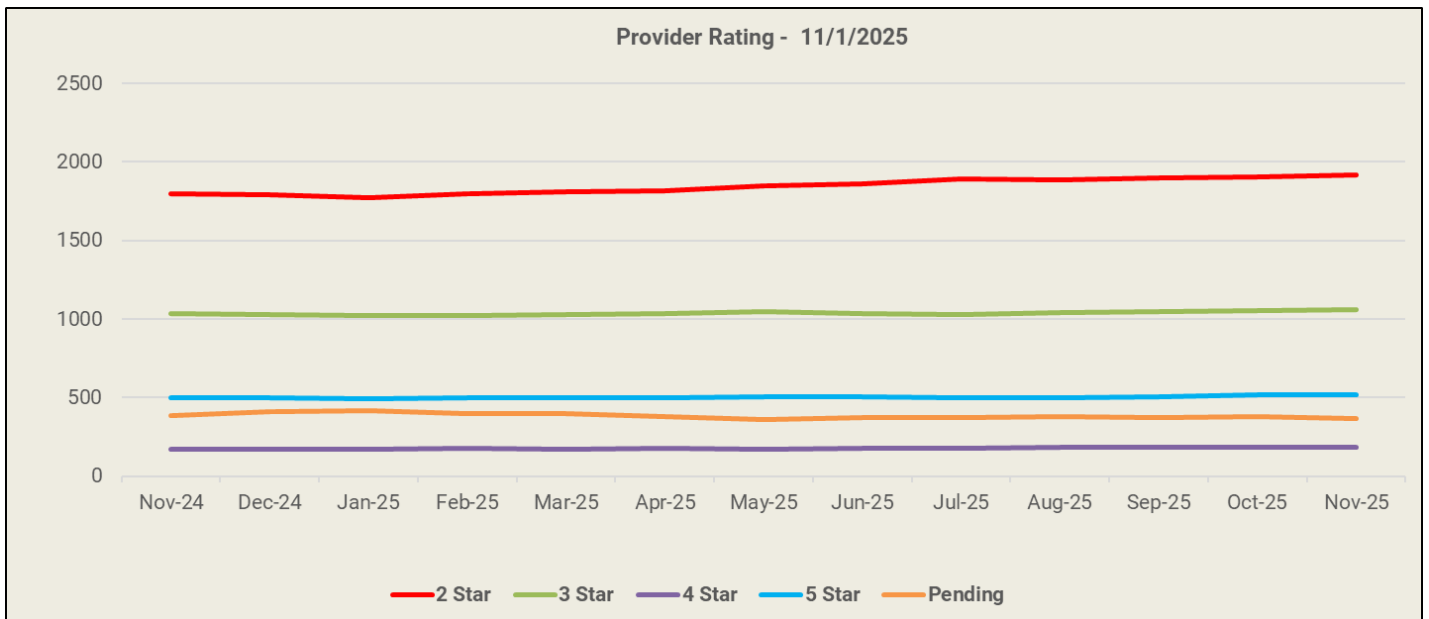


Data as of 11/30/2025

The graph below shows the movement in rating type chosen by providers over the past two years.



The graph below shows movement in rating levels for providers over the past year.



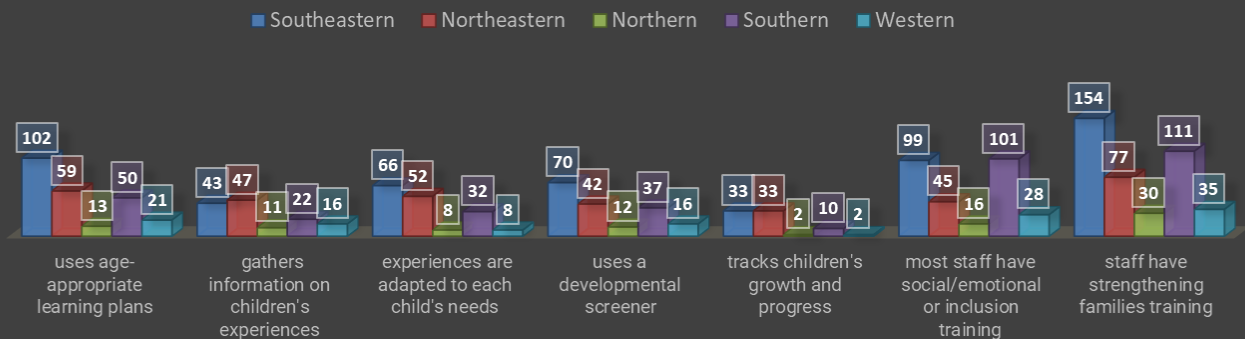
Data as of 11/30/2025

★ High-Quality Practices:

As part of the YoungStar evaluation process, programs can be evaluated for having key high-quality practices. The number of programs with high-quality practices is shown below by region.

	uses age-appropriate learning plans	gathers information on children's experiences	experiences are adapted to each child's needs	uses a developmental screener	tracks children's growth and progress	most staff have social/emotional or inclusion training	staff have strengthening families training
Southeastern	102	43	66	70	33	99	154
Northeastern	59	47	52	42	33	45	77
Northern	13	11	8	12	2	16	30
Southern	50	22	32	37	10	101	111
Western	21	16	8	16	2	28	35
Total	245	139	166	177	80	289	407

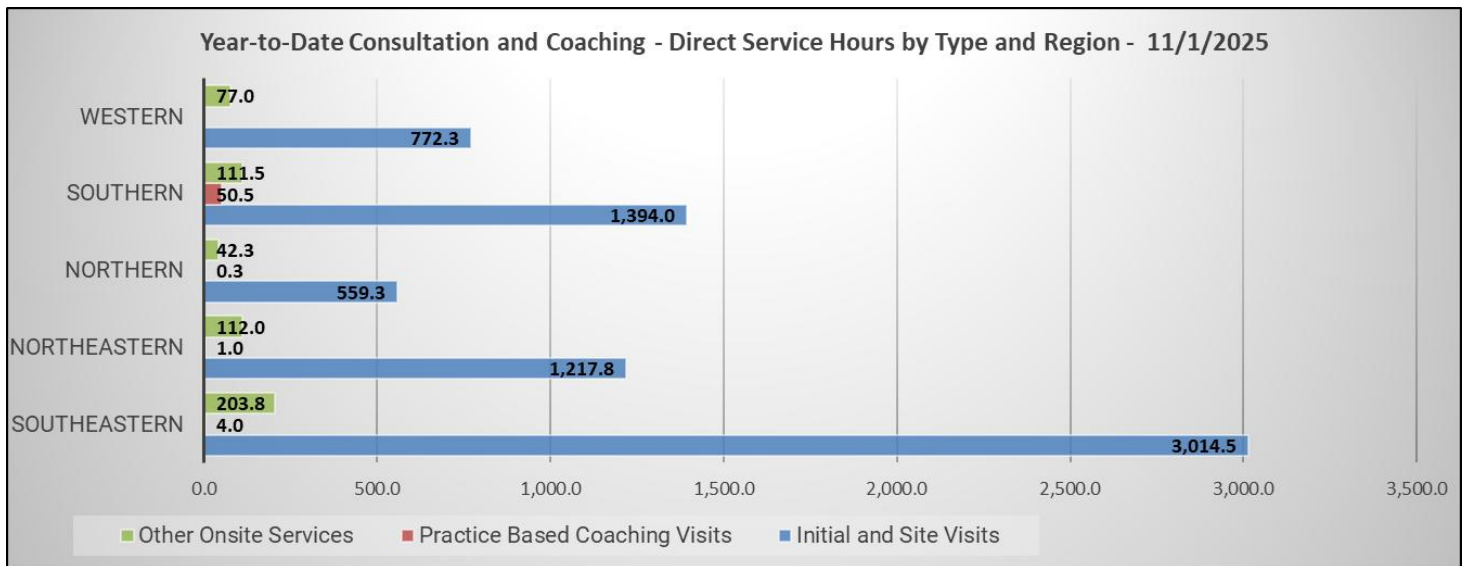
NUMBER OF PROGRAMS WITH HIGH-QUALITY PRACTICES BY REGION - 11/1/2025



Data as of 11/30/2025

★ Onsite Services:

YoungStar provides thousands of hours of direct consultation and coaching services every year to help early care programs with quality improvement across the state. Direct services include things like site visits, practice based coaching services, and formal rating verification visits. The number of hours provided year-to-date are shown in the chart below by type and region.




★ YoungStar Data on Partnerships:

Region	Standalone Head Starts	Standalone Head Starts with 4K Collaborations	Head Start Child Care Partners	4K Collaborations	YoungStar Providers
Southeastern	5	2	60	32	2,095
Northeastern	35	17	10	50	569
Northern	22	10	8	36	228
Southern	32	16	11	108	705
Western	34	14	7	59	452
Statewide	128	59	96	285	4,049

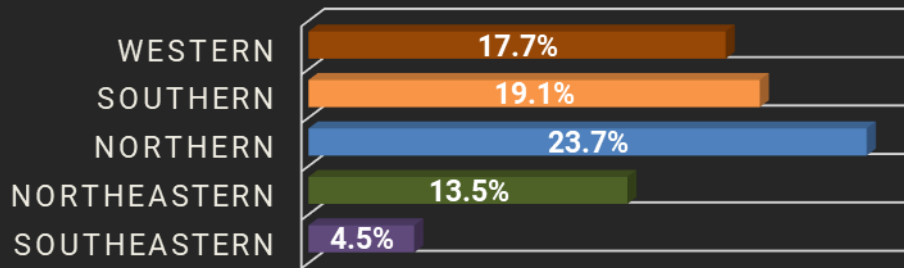
Data as of 11/30/2025

OFFICIAL PUBLIC COLLABORATION OF YOUNGSTAR PROVIDERS BY REGION AS OF 11/1/2025

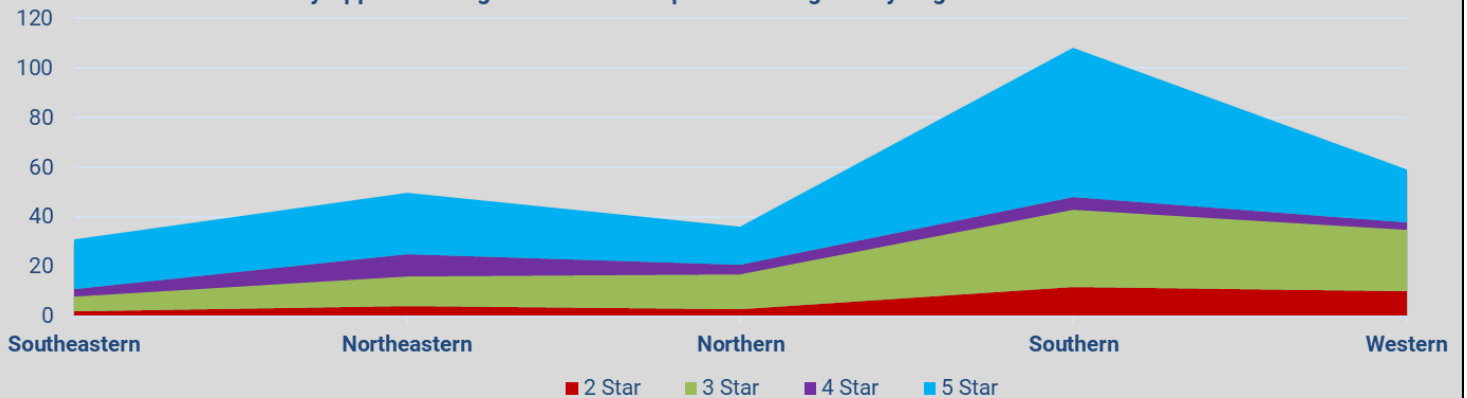
■ Standalone Head Starts ■ Standalone Head Starts with 4K Collaborations ■ Head Start Child Care Partners ■ 4K Collaborations



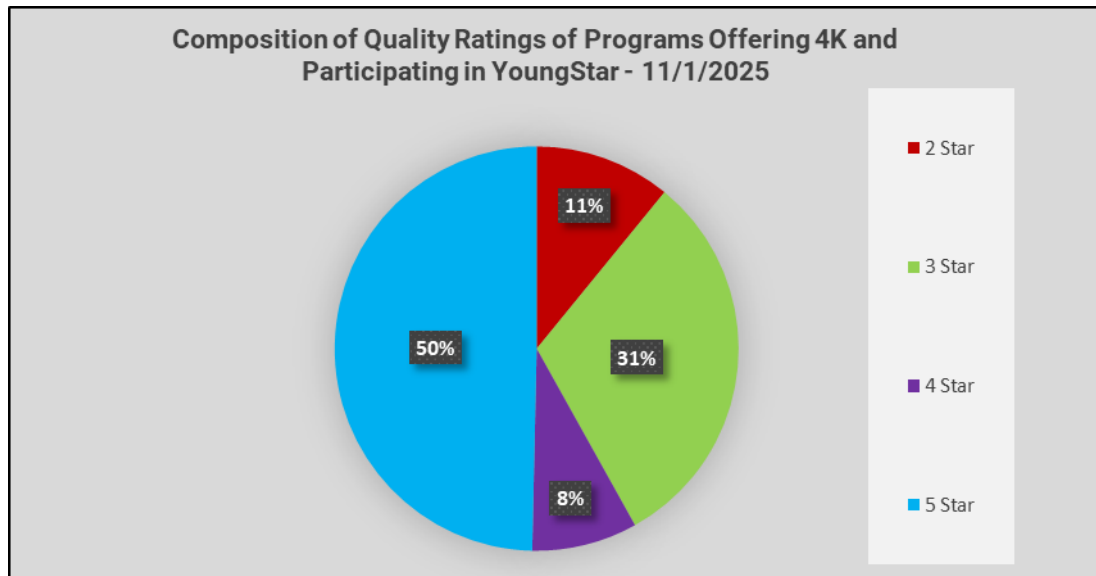
PERCENTAGE OF COLLABORATIONS BY REGION - 11/1/2025



4K Community Approach Programs that Participate in YoungStar by Region and Star Level - 11/1/2025



Data as of 11/30/2025



The Head Start/4K Child Care Collaboration information is based on returned surveys and all programs may not be included.

Please see <https://dcf.wisconsin.gov/youngstar/program/impact> for more details.

Data as of 11/30/2025