

## Narrative of Monthly Report March 2025

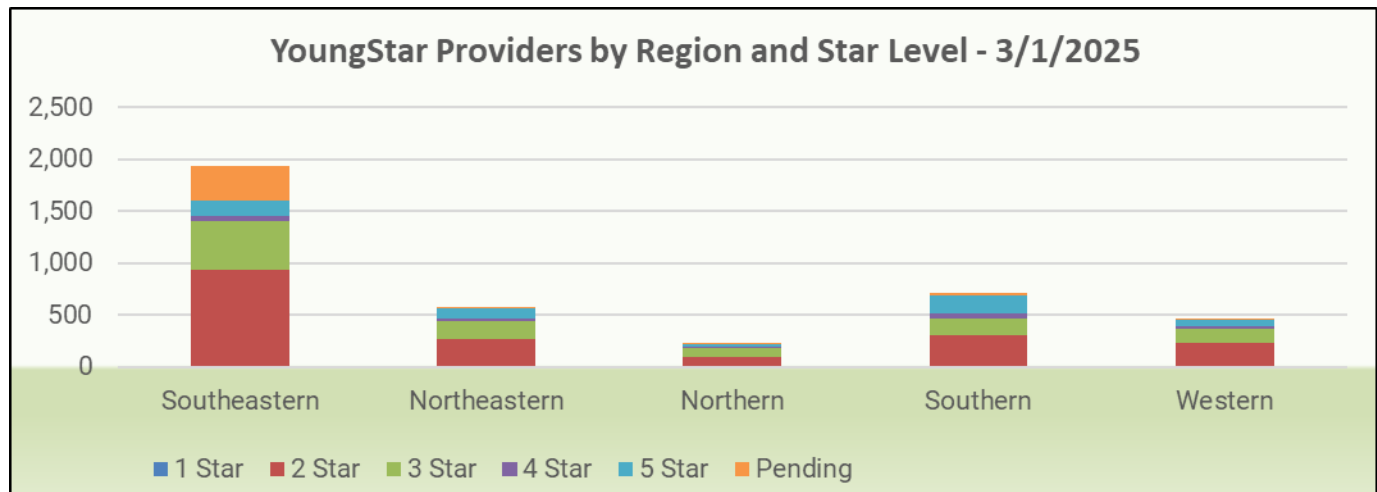
YoungStar has transitioned to a new service provider in 2023. There are now five YoungStar Regions instead of six. The Milwaukee and Kenosha/Racine Regions have been merged into the Southeastern Region. Waukesha County is now part of the Southeastern Region. These changes and adjustments are reflected in the data.

For the month of March, the following are notable YoungStar statistics.

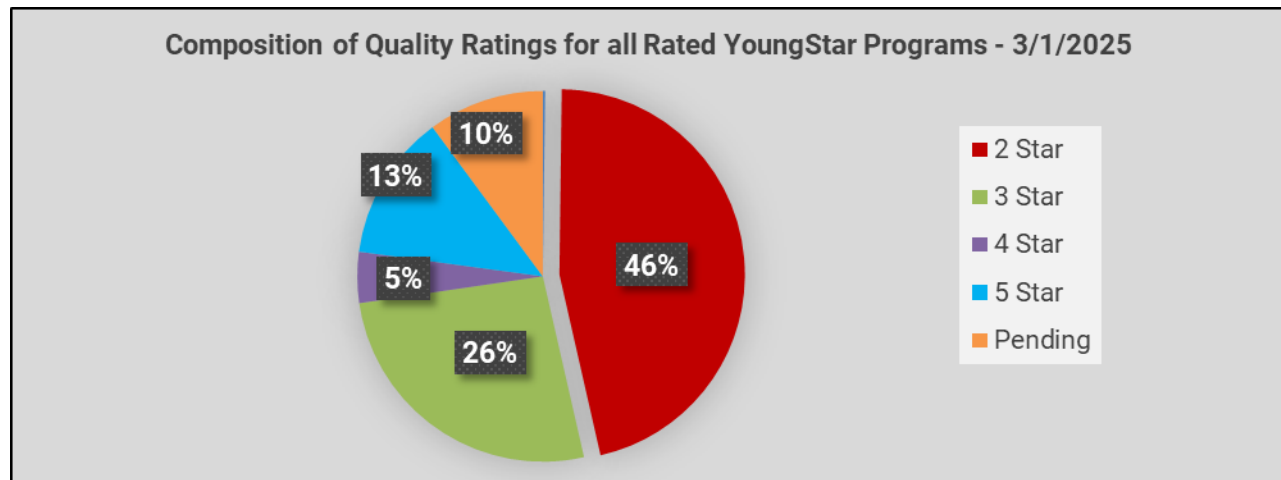
★ **Participation and Rating Composition:**

We currently have 3,913 programs participating in YoungStar. This is an increase of 14 programs as compared to last month. The chart and graph below show the rating composition by region for the current month.

	1 Star	2 Star	3 Star	4 Star	5 Star	Pending	TOTAL
<b>Southeastern</b>	8	920	469	58	146	332	1,933
<b>Northeastern</b>	0	262	175	33	92	19	581
<b>Northern</b>	0	96	84	10	30	8	228
<b>Southern</b>	0	299	161	58	167	23	708
<b>Western</b>	0	232	138	15	64	14	463
<b>Total</b>	8	1,809	1,027	174	499	396	3,913



Data as of 3/31/2025



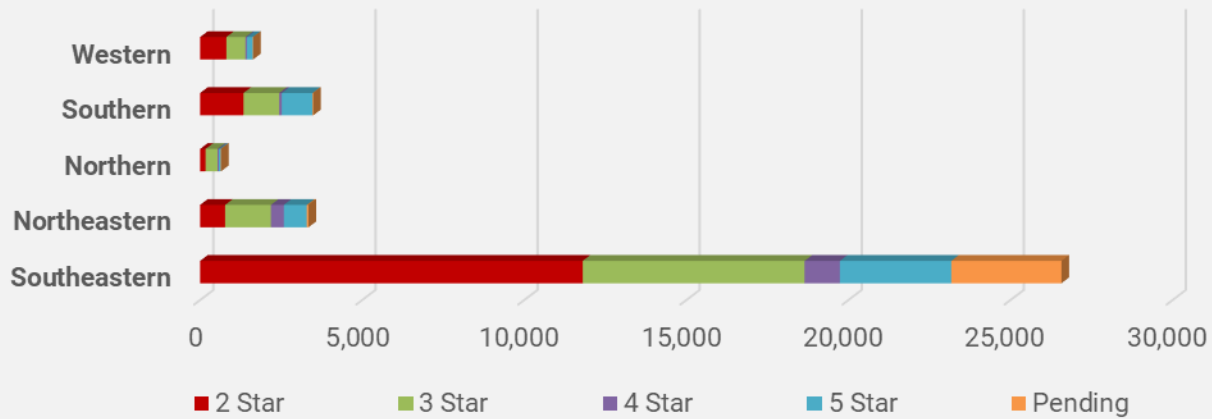
★ **Rating and Wisconsin Shares Data**

The total number of programs currently rated was 3,517. There were an additional 396 programs with pending ratings. There were 2,853 programs with open Wisconsin Shares authorizations when the data was run for this report. There were children receiving Wisconsin Shares as shown by region, age, and star level.

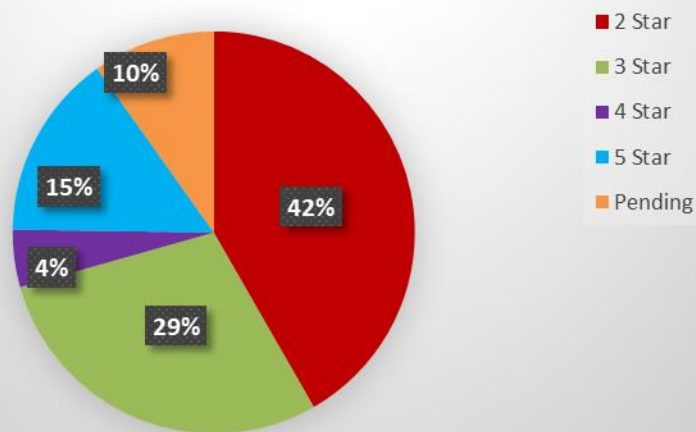
	2 Star	3 Star	4 Star	5 Star	Pending	Total
<b>Southeastern</b>	11,803	6,844	1,089	3,437	3,400	26,573
<b>Northeastern</b>	770	1,413	398	708	57	3,346
<b>Northern</b>	168	372	39	52	16	647
<b>Southern</b>	1,340	1,098	79	949	25	3,491
<b>Western</b>	808	591	41	185	14	1,639
<b>Total</b>	14,889	10,318	1,646	5,331	3,512	35,696

Data as of 3/31/2025

Children Receiving Wisconsin Shares by Region and Star Level - 3/1/2025

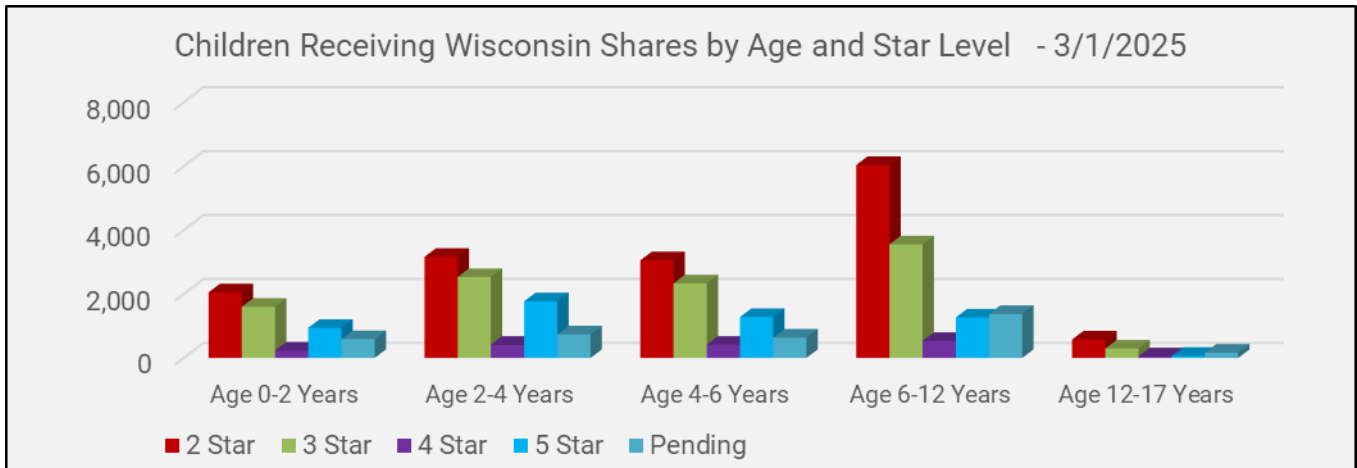


Percentage of Children Receiving Shares at Quality Levels - 3/1/2025



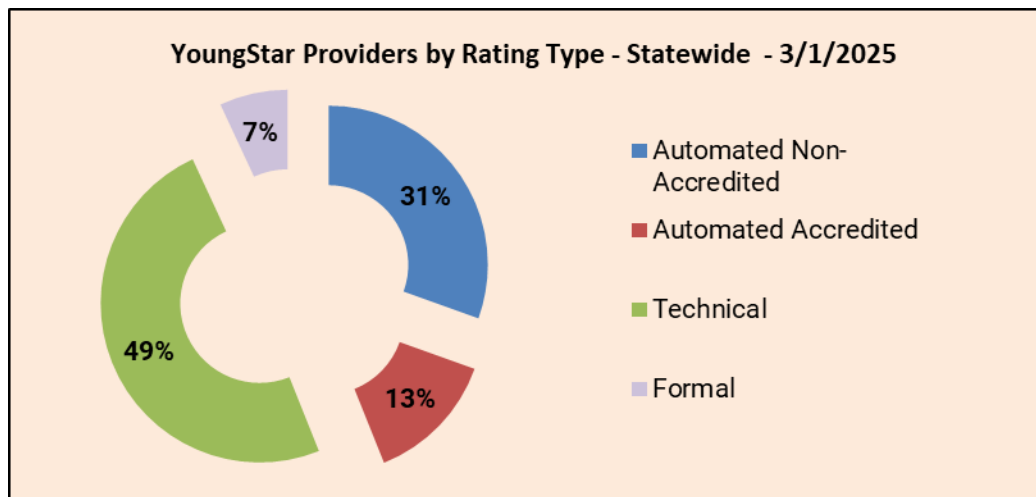
	2 Star	3 Star	4 Star	5 Star	Pending	Total
Age 0-2 Years	2,055	1,600	234	942	591	5,422
Age 2-4 Years	3,163	2,533	414	1,772	737	8,619
Age 4-6 Years	3,055	2,335	415	1,283	639	7,727
Age 6-12 Years	6,039	3,554	533	1,268	1,378	12,772
Age 12-17 Years	577	295	50	66	167	1,155
Total	14,889	10,318	1,646	5,331	3,512	35,696

Data as of 3/31/2025



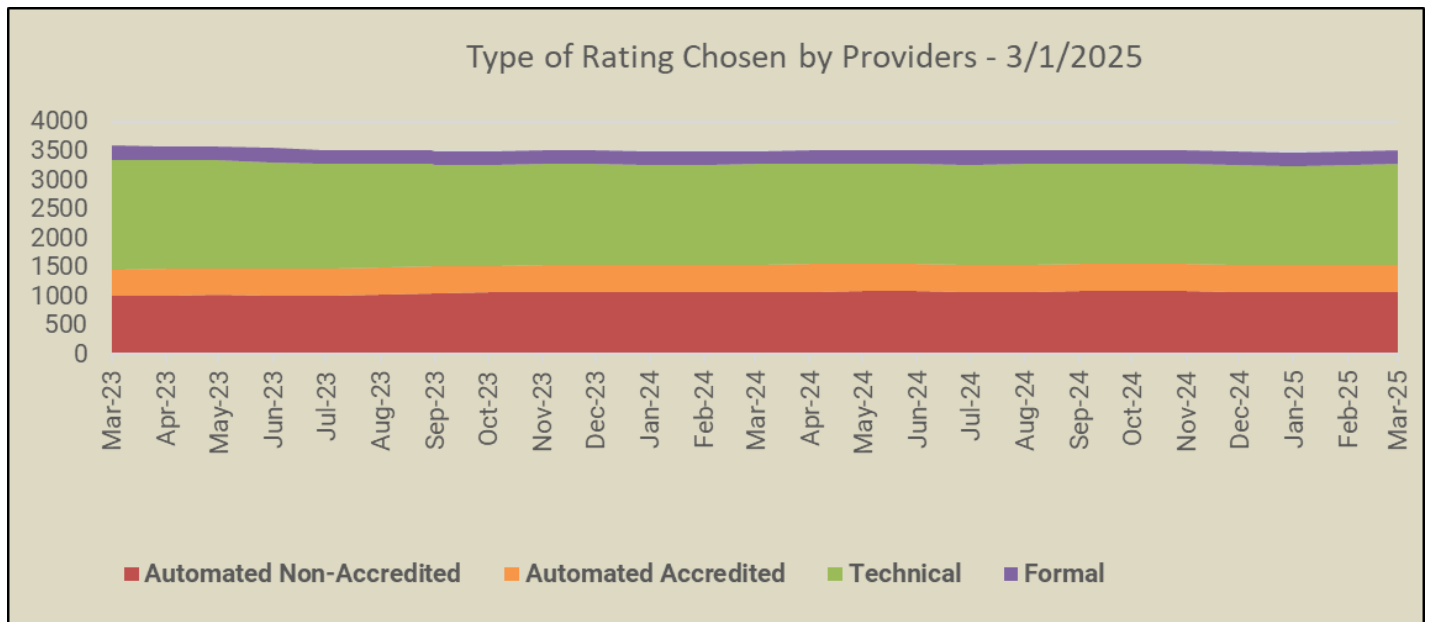
★ **Rating History and Composition:**

The composition of currently rated programs is shown below.

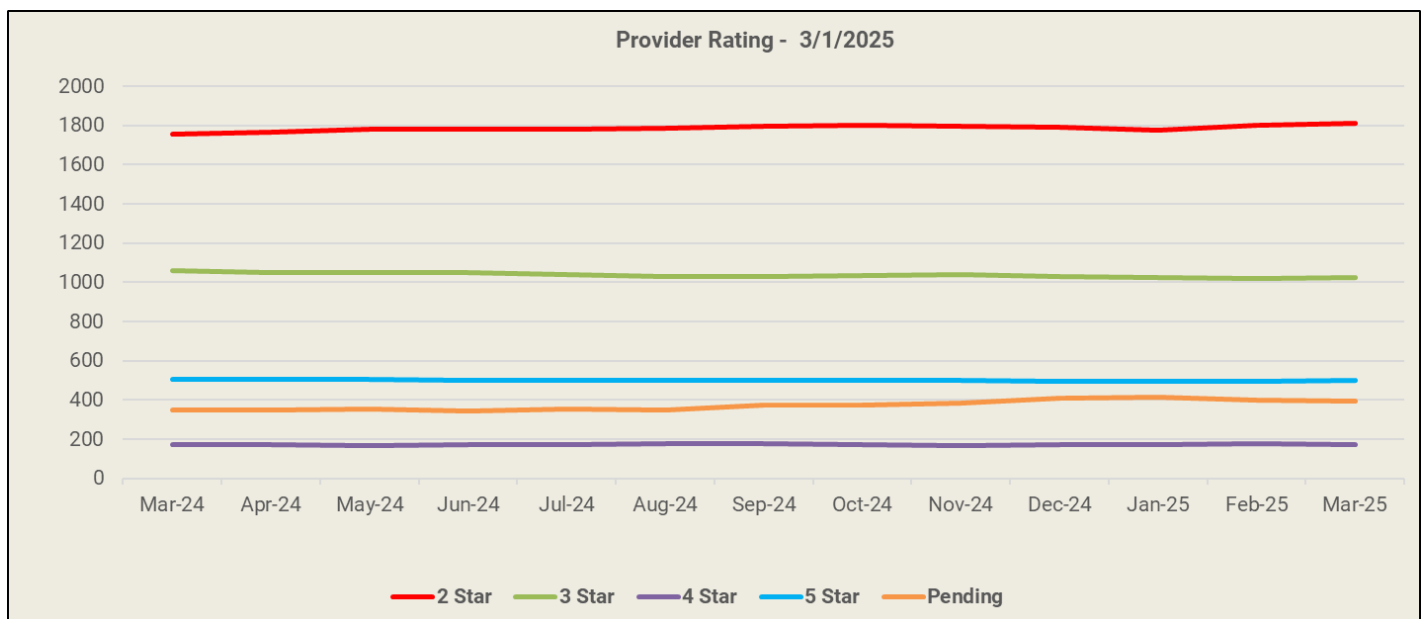


Data as of 3/31/2025

The graph below shows the movement in rating type chosen by providers over the past two years.



The graph below shows movement in rating levels for providers over the past year.



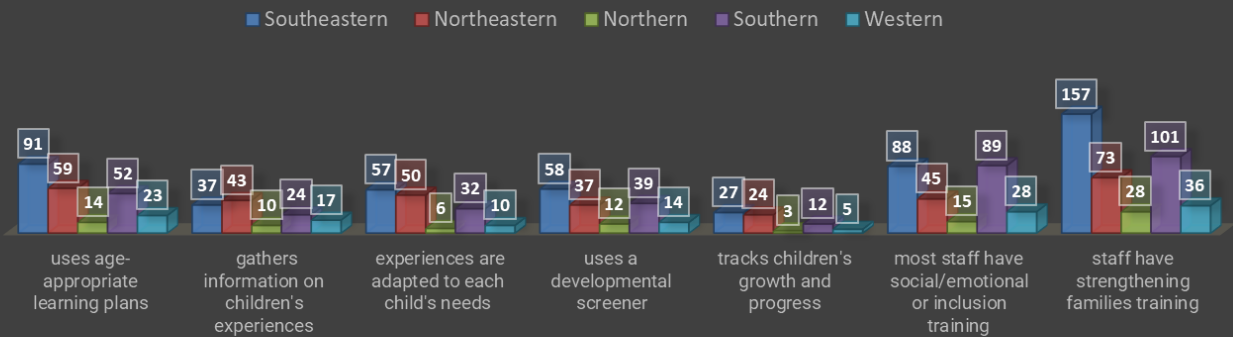
Data as of 3/31/2025

### ★ High-Quality Practices:

As part of the YoungStar evaluation process, programs can be evaluated for having key high-quality practices. The number of programs with high-quality practices is shown below by region.

	uses age-appropriate learning plans	gathers information on children's experiences	experiences are adapted to each child's needs	uses a developmental screener	tracks children's growth and progress	most staff have social/emotional or inclusion training	staff have strengthening families training
Southeastern	91	37	57	58	27	88	157
Northeastern	59	43	50	37	24	45	73
Northern	14	10	6	12	3	15	28
Southern	52	24	32	39	12	89	101
Western	23	17	10	14	5	28	36
<b>Total</b>	<b>239</b>	<b>131</b>	<b>155</b>	<b>160</b>	<b>71</b>	<b>265</b>	<b>395</b>

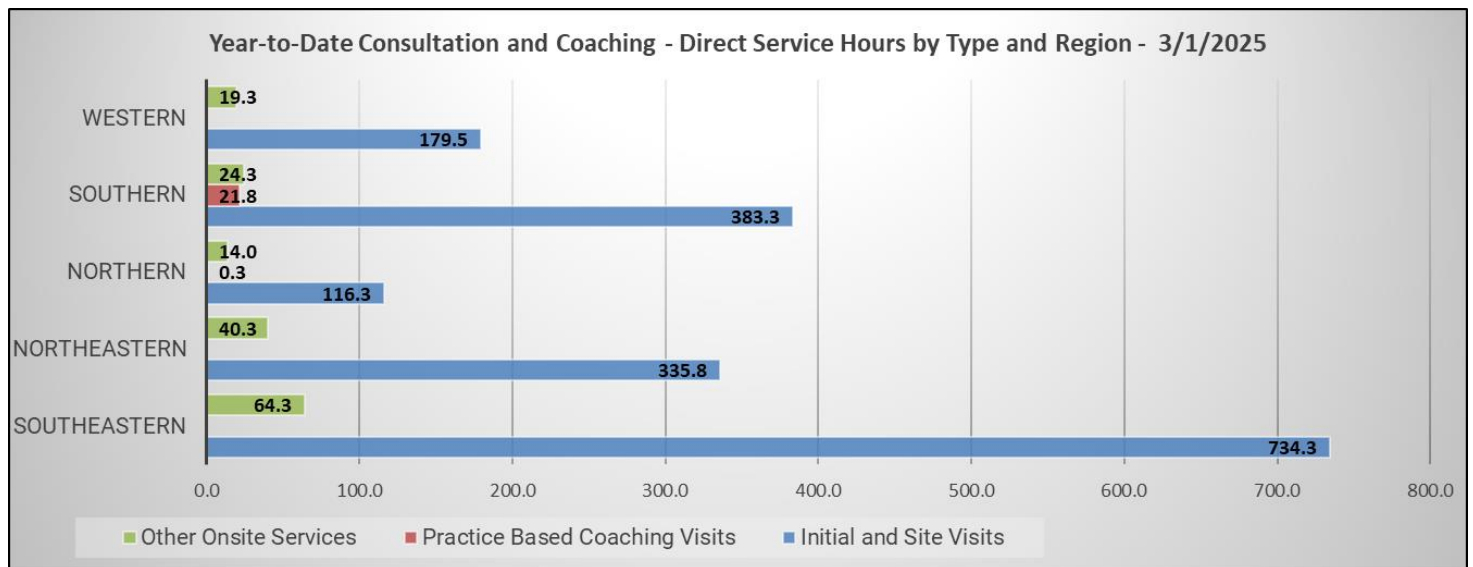
### NUMBER OF PROGRAMS WITH HIGH-QUALITY PRACTICES BY REGION - 3/1/2025



Data as of 3/31/2025

### ★ Onsite Services:

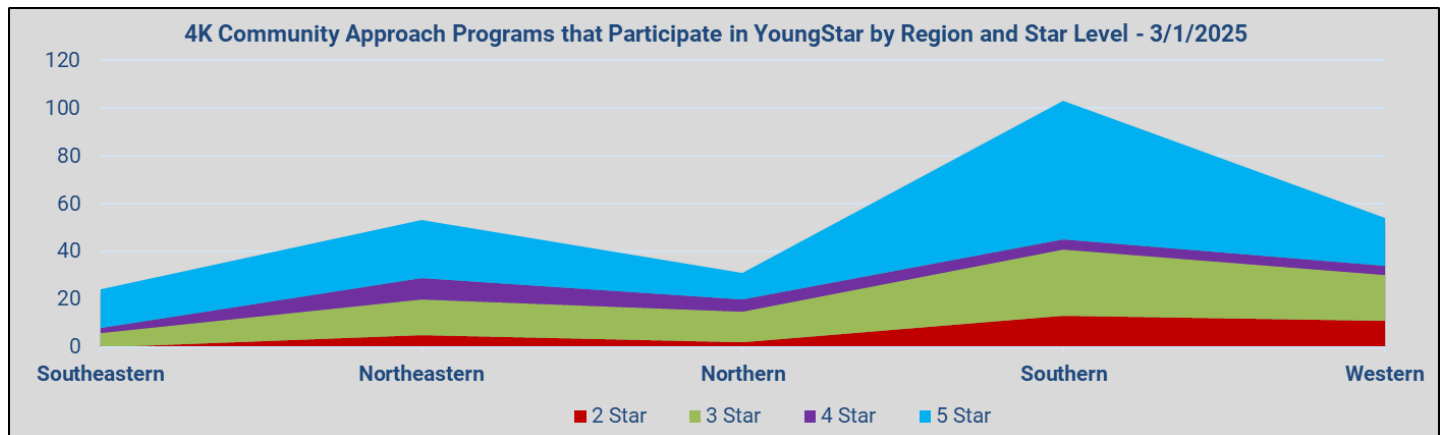
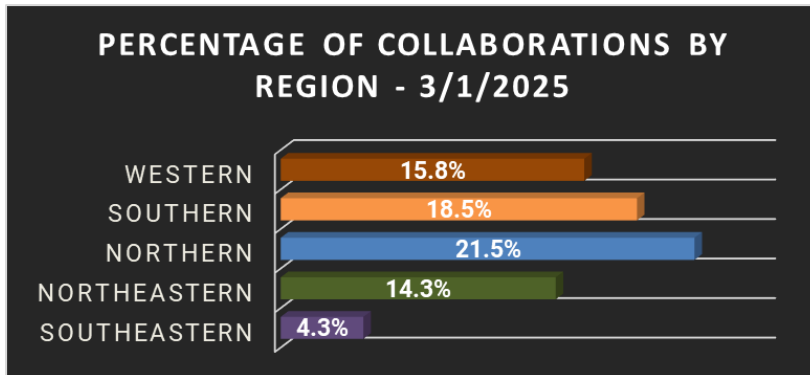
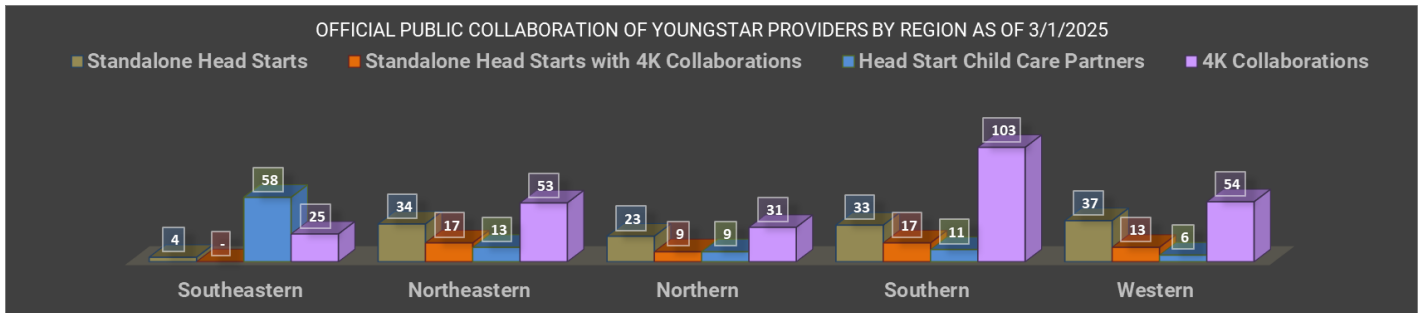
YoungStar provides thousands of hours of direct consultation and coaching services every year to help early care programs with quality improvement across the state. Direct services include things like site visits, practice based coaching services, and formal rating verification visits. The number of hours provided year-to-date are shown in the chart below by type and region.



### ★ YoungStar Data on Partnerships:

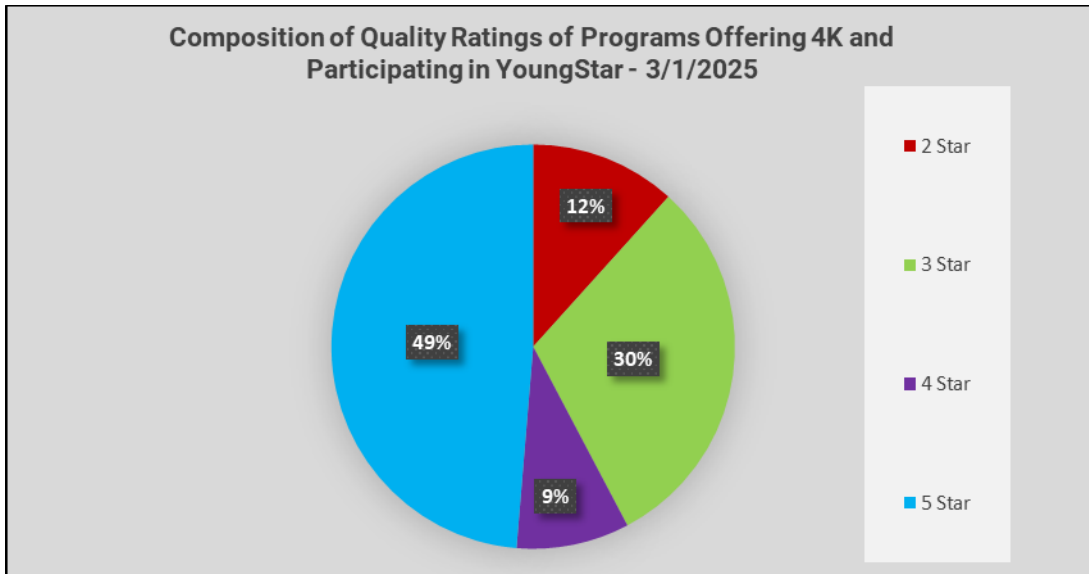
Region	Standalone Head Starts	Standalone Head Starts with 4K Collaborations	Head Start Child Care Partners	4K Collaborations	YoungStar Providers
Southeastern	4	-	58	25	1,933
Northeastern	34	17	13	53	581
Northern	23	9	9	31	228
Southern	33	17	11	103	708
Western	37	13	6	54	463
<b>Statewide</b>	<b>131</b>	<b>56</b>	<b>97</b>	<b>266</b>	<b>3,913</b>

Data as of 3/31/2025



Data as of 3/31/2025





The Head Start/4K Child Care Collaboration information is based on returned surveys and all programs may not be included.

Please see <https://dcf.wisconsin.gov/youngstar/program/impact> for more details.

Data as of 3/31/2025