

Narrative of Monthly Report December 2025

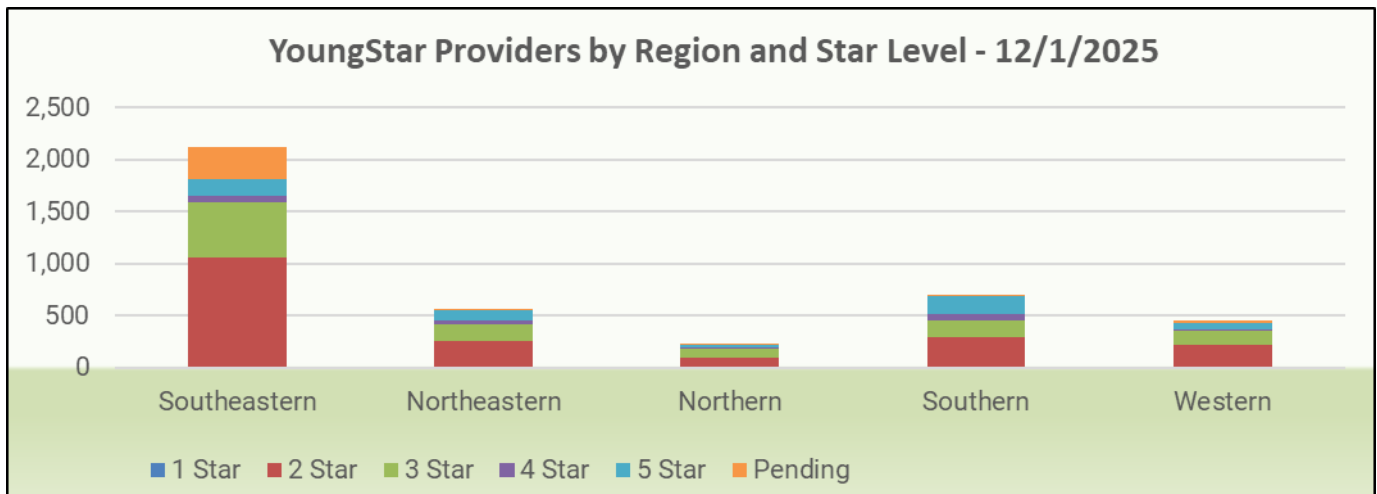
YoungStar has transitioned to a new service provider in 2023. There are now five YoungStar Regions instead of six. The Milwaukee and Kenosha/Racine Regions have been merged into the Southeastern Region. Waukesha County is now part of the Southeastern Region. These changes and adjustments are reflected in the data.

For the month of December, the following are notable YoungStar statistics.

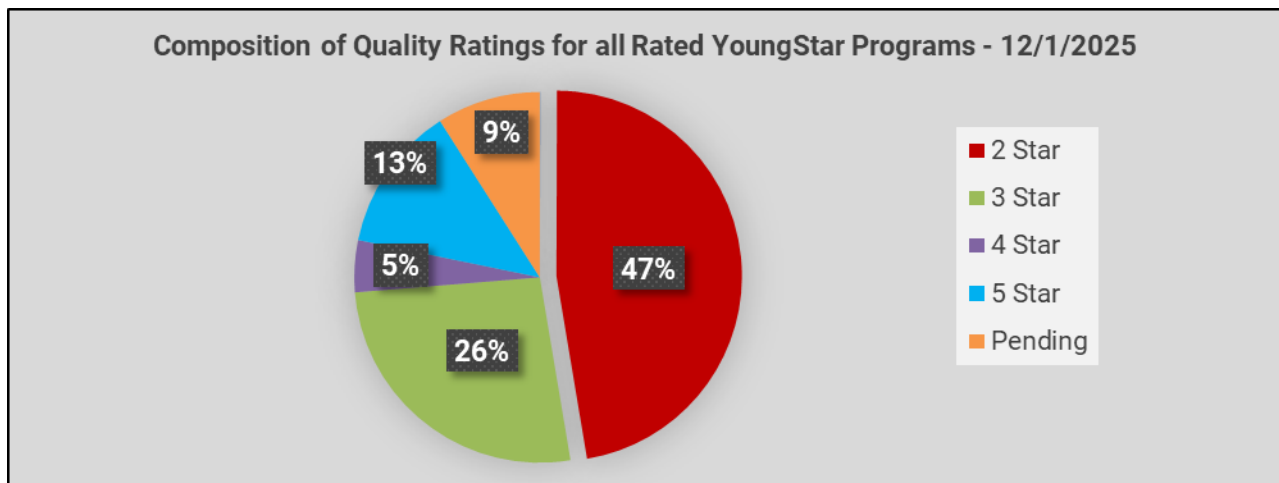
★ **Participation and Rating Composition:**

We currently have 4,065 programs participating in YoungStar. This is an increase of 16 programs as compared to last month. The chart and graph below show the rating composition by region for the current month.

	1 Star	2 Star	3 Star	4 Star	5 Star	Pending	TOTAL
Southeastern	2	1,060	527	59	164	305	2,117
Northeastern	0	257	161	40	93	17	568
Northern	0	96	82	11	32	9	230
Southern	0	290	167	59	167	20	703
Western	0	220	134	15	62	16	447
Total	2	1,923	1,071	184	518	367	4,065



Data as of 12/31/2025



★ **Rating and Wisconsin Shares Data**

The total number of programs currently rated was 3,698. There were an additional 367 programs with pending ratings. There were 2,967 programs with open Wisconsin Shares authorizations when the data was run for this report. There were children receiving Wisconsin Shares as shown by region, age, and star level.

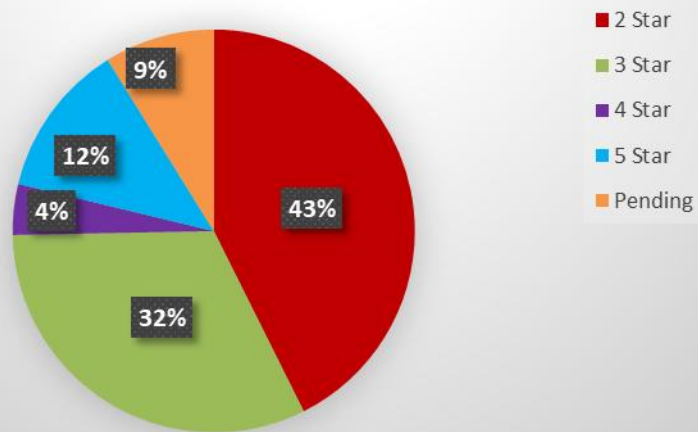
	2 Star	3 Star	4 Star	5 Star	Pending	Total
Southeastern	13,018	8,585	966	3,048	3,076	28,693
Northeastern	848	1,206	319	483	78	2,934
Northern	164	417	63	60	20	724
Southern	1,260	1,195	125	930	114	3,624
Western	734	663	58	141	38	1,634
Total	16,024	12,066	1,531	4,662	3,326	37,609

Data as of 12/31/2025

Children Receiving Wisconsin Shares by Region and Star Level - 12/1/2025

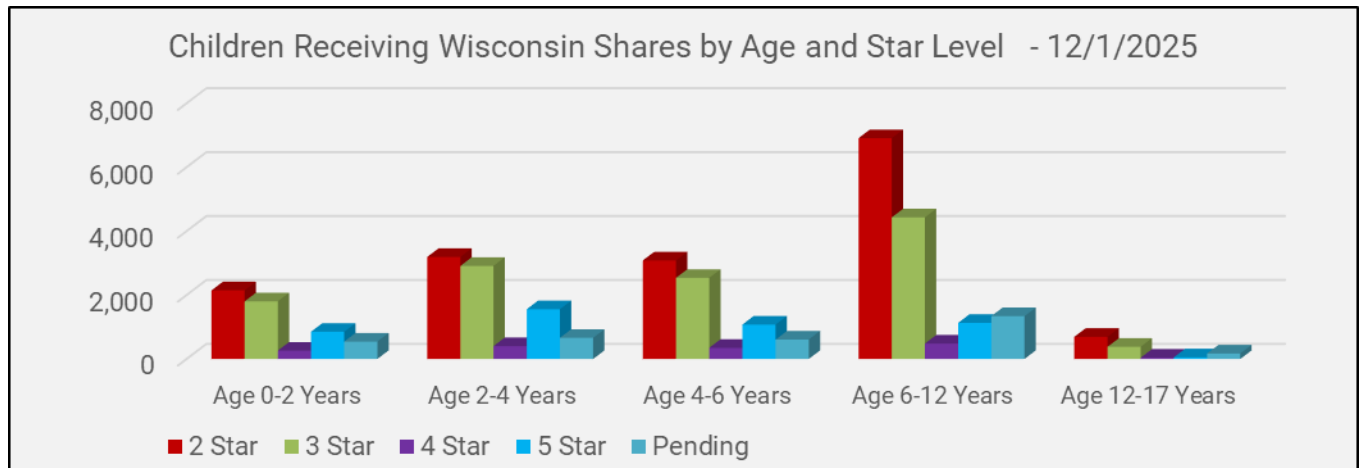


Percentage of Children Receiving Shares at Quality Levels - 12/1/2025



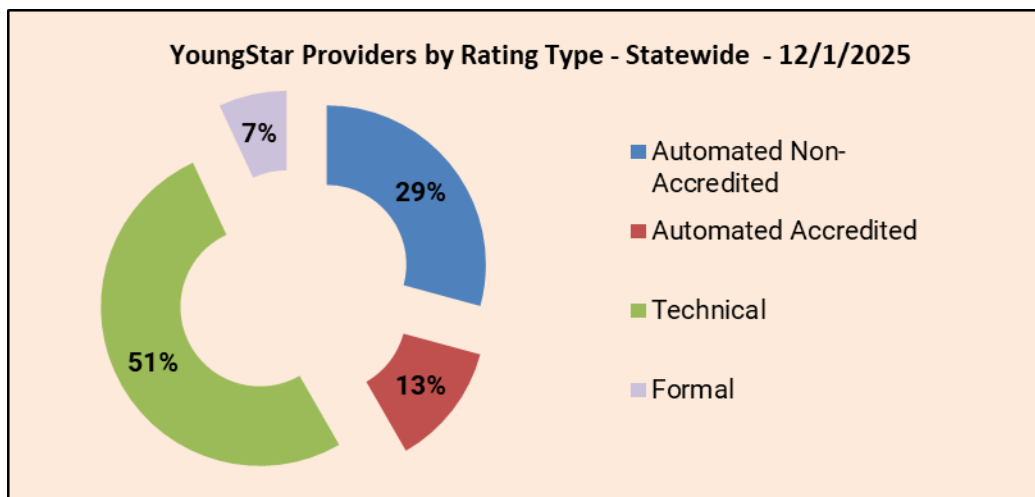
Data as of 12/31/2025

	2 Star	3 Star	4 Star	5 Star	Pending	Total
Age 0-2 Years	2,147	1,804	260	852	545	5,608
Age 2-4 Years	3,193	2,912	402	1,555	661	8,723
Age 4-6 Years	3,083	2,538	348	1,076	609	7,654
Age 6-12 Years	6,908	4,431	481	1,129	1,340	14,289
Age 12-17 Years	693	381	40	50	171	1,335
Total	16,024	12,066	1,531	4,662	3,326	37,609



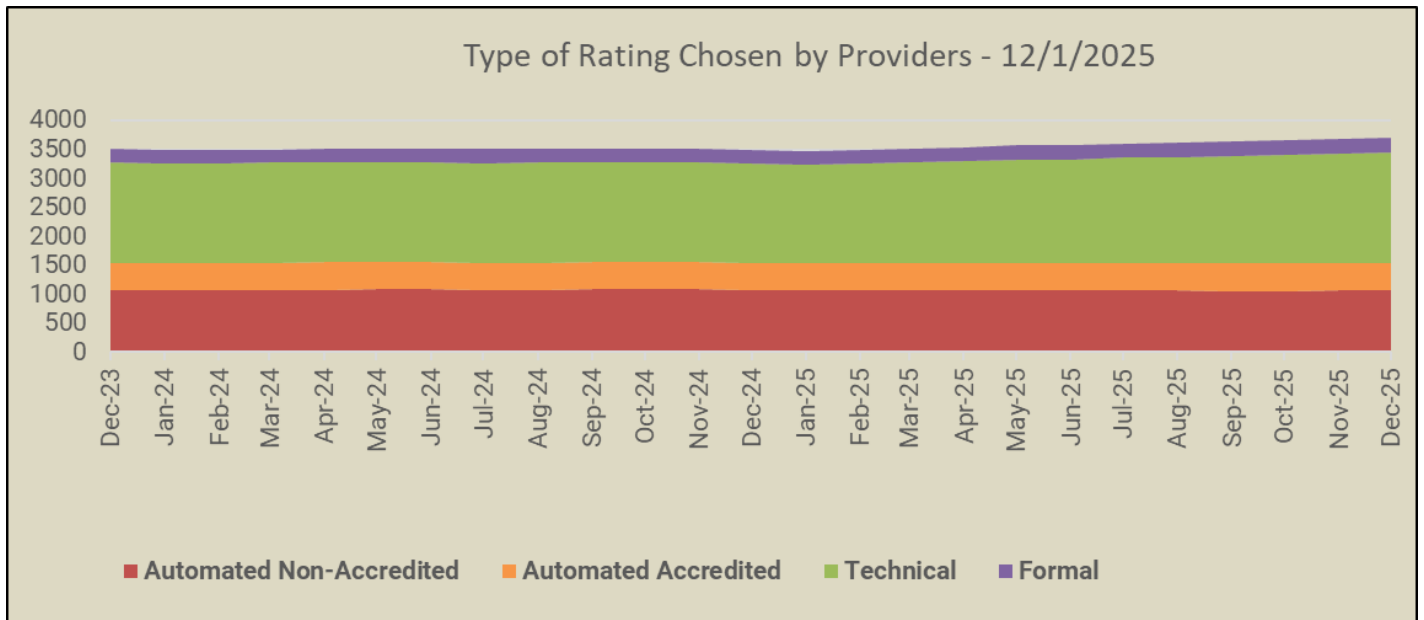
★ **Rating History and Composition:**

The composition of currently rated programs is shown below.

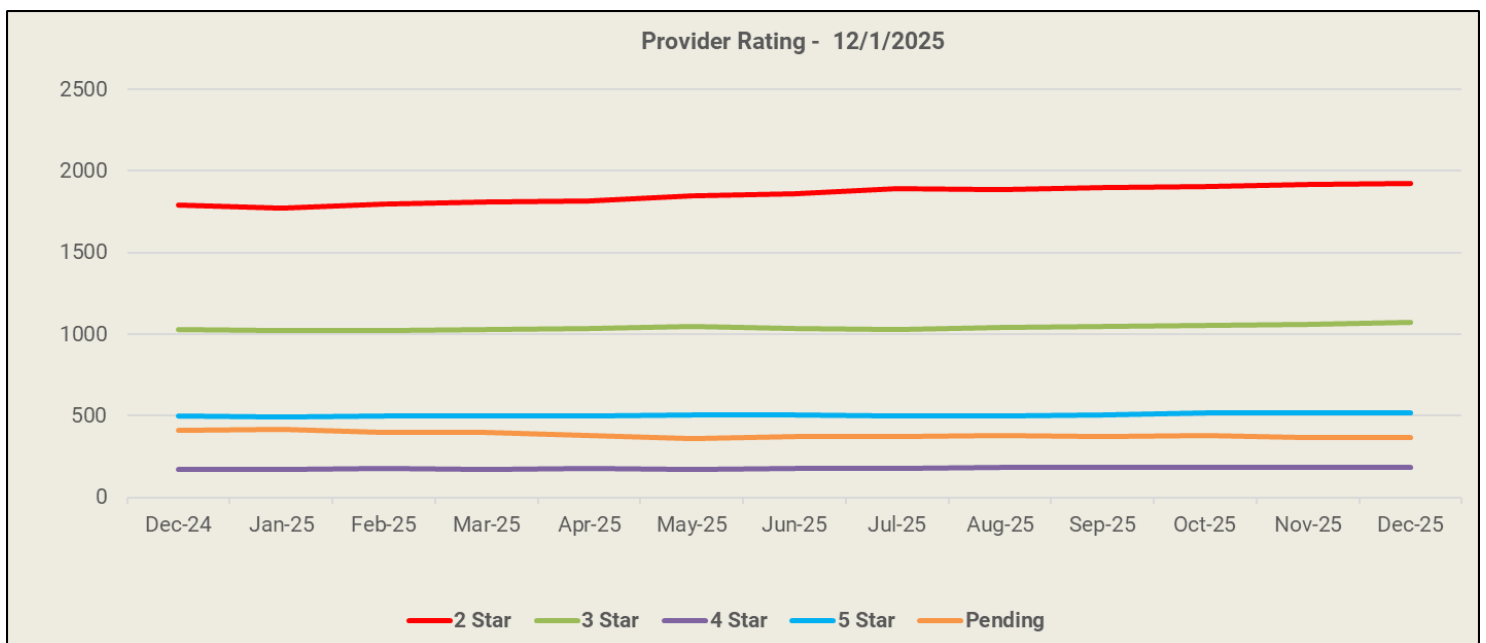


Data as of 12/31/2025

The graph below shows the movement in rating type chosen by providers over the past two years.



The graph below shows movement in rating levels for providers over the past year.



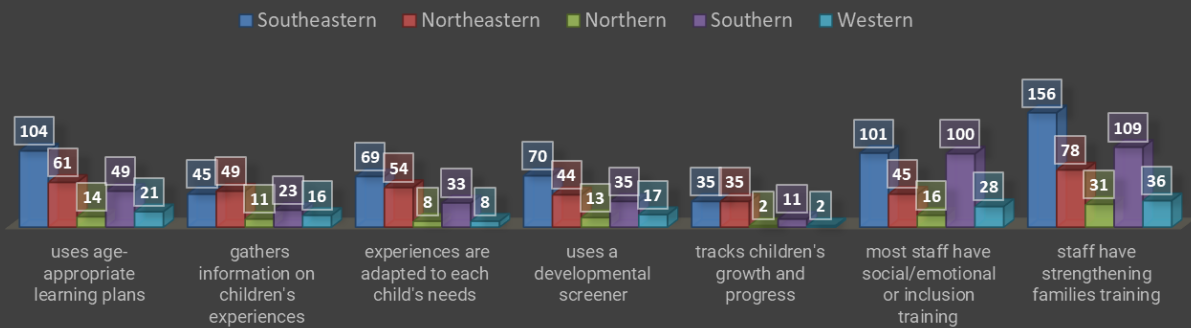
Data as of 12/31/2025

★ High-Quality Practices:

As part of the YoungStar evaluation process, programs can be evaluated for having key high-quality practices. The number of programs with high-quality practices is shown below by region.

	uses age-appropriate learning plans	gathers information on children's experiences	experiences are adapted to each child's needs	uses a developmental screener	tracks children's growth and progress	most staff have social/emotional or inclusion training	staff have strengthening families training
Southeastern	104	45	69	70	35	101	156
Northeastern	61	49	54	44	35	45	78
Northern	14	11	8	13	2	16	31
Southern	49	23	33	35	11	100	109
Western	21	16	8	17	2	28	36
Total	249	144	172	179	85	290	410

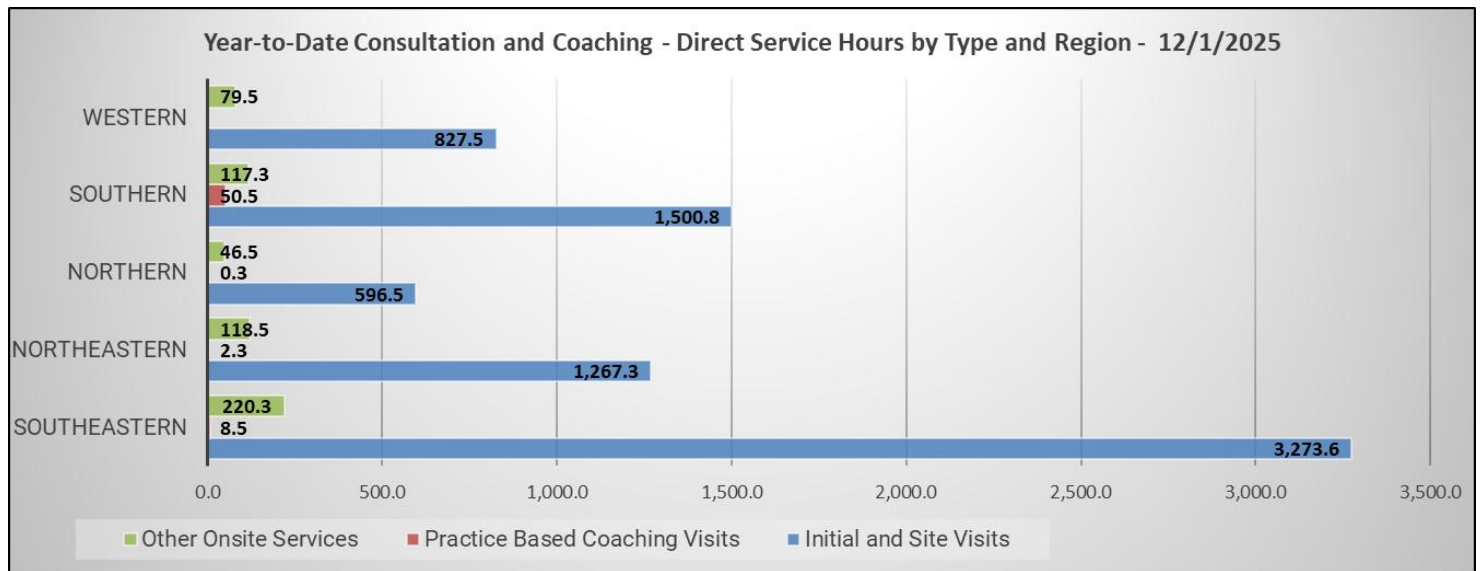
NUMBER OF PROGRAMS WITH HIGH-QUALITY PRACTICES BY REGION - 12/1/2025



Data as of 12/31/2025

★ Onsite Services:

YoungStar provides thousands of hours of direct consultation and coaching services every year to help early care programs with quality improvement across the state. Direct services include things like site visits, practice based coaching services, and formal rating verification visits. The number of hours provided year-to-date are shown in the chart below by type and region.




★ YoungStar Data on Partnerships:

Region	Standalone Head Starts	Standalone Head Starts with 4K Collaborations	Head Start Child Care Partners	4K Collaborations	YoungStar Providers
Southeastern	5	2	60	31	2,117
Northeastern	35	17	10	52	568
Northern	22	10	8	36	230
Southern	31	16	11	108	703
Western	34	14	7	59	447
Statewide	127	59	96	286	4,065

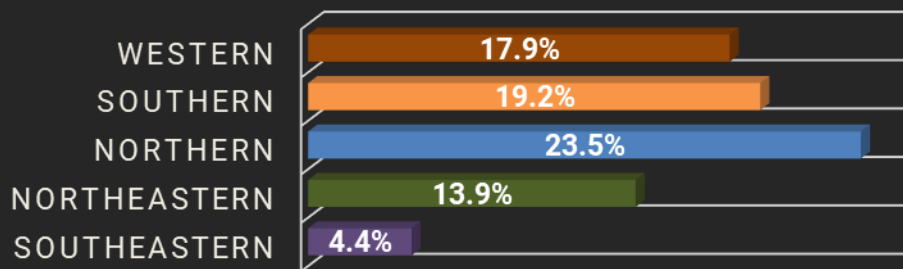
Data as of 12/31/2025

OFFICIAL PUBLIC COLLABORATION OF YOUNGSTAR PROVIDERS BY REGION AS OF 12/1/2025

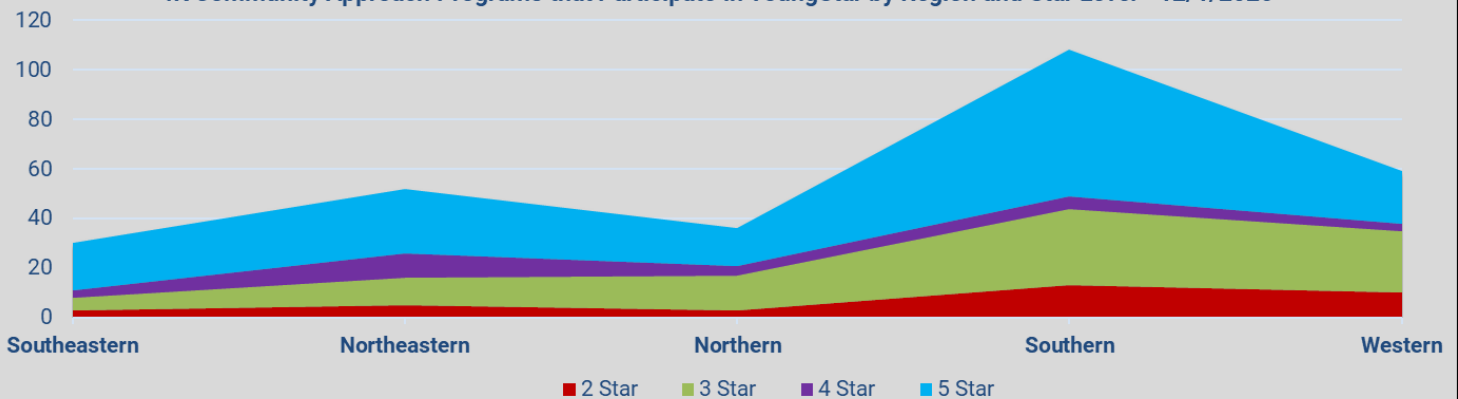
■ Standalone Head Starts ■ Standalone Head Starts with 4K Collaborations ■ Head Start Child Care Partners ■ 4K Collaborations



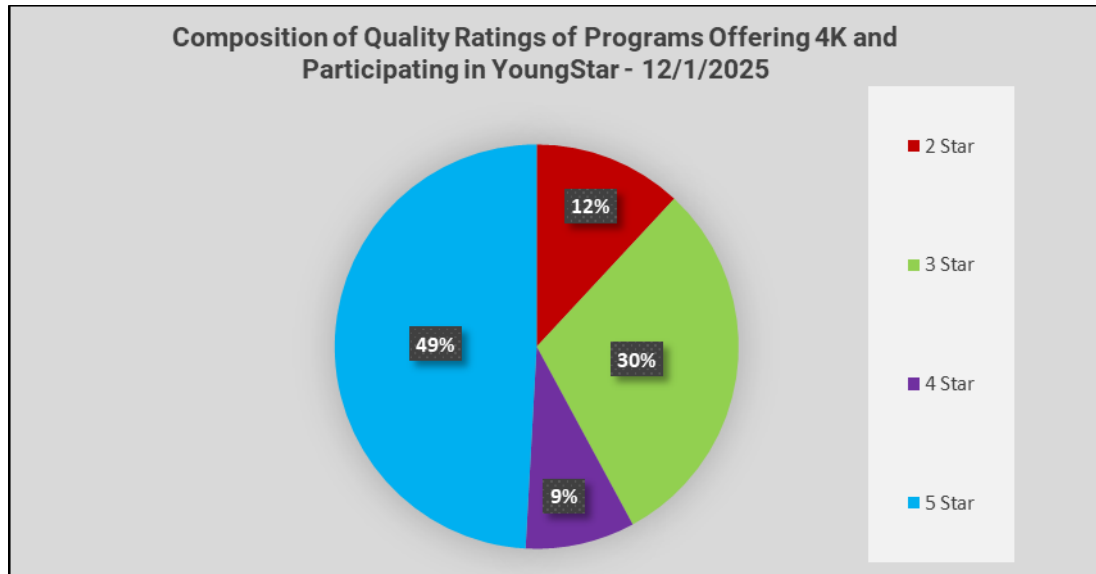
PERCENTAGE OF COLLABORATIONS BY REGION - 12/1/2025



4K Community Approach Programs that Participate in YoungStar by Region and Star Level - 12/1/2025



Data as of 12/31/2025



The Head Start/4K Child Care Collaboration information is based on returned surveys and all programs may not be included.

Please see <https://dcf.wisconsin.gov/youngstar/program/impact> for more details.

Data as of 12/31/2025