

Narrative of Monthly Report September 2024

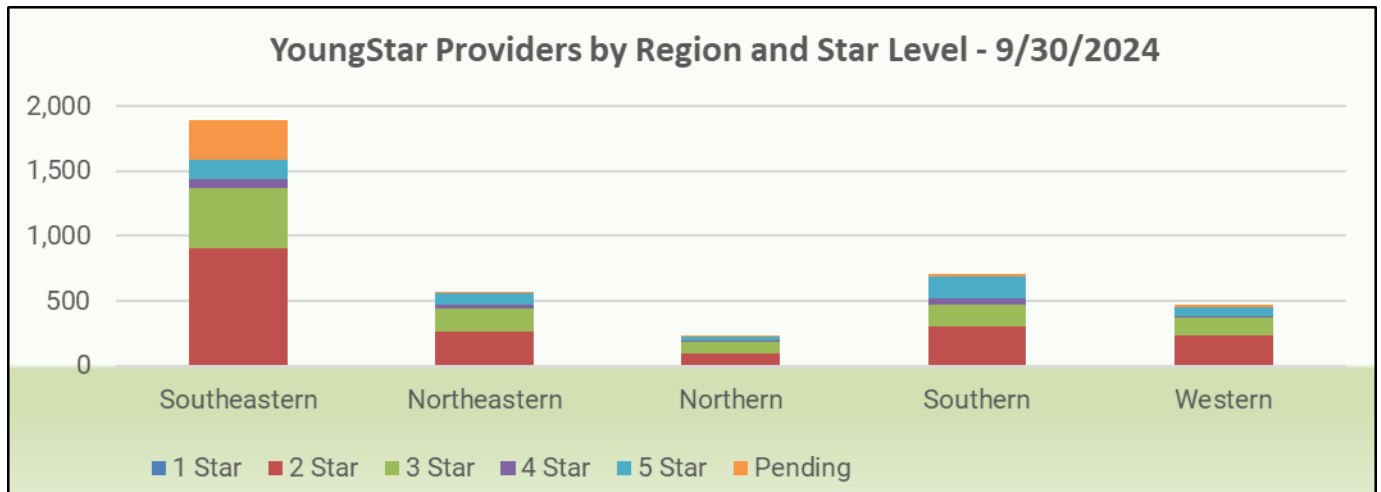
YoungStar has transitioned to a new service provider in 2023. There are now five YoungStar Regions instead of six. The Milwaukee and Kenosha/Racine Regions have been merged into the Southeastern Region. Waukesha County is now part of the Southeastern Region. These changes and adjustments are reflected in the data.

For the month of September, the following are notable YoungStar statistics.

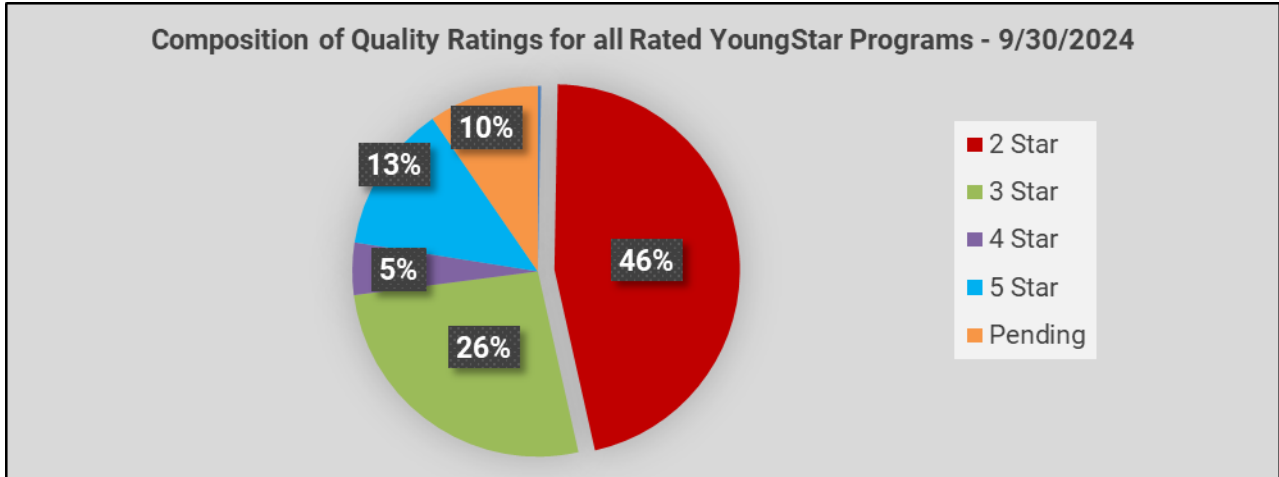
★ **Participation and Rating Composition:**

We currently have 3,885 programs participating in YoungStar. This is an increase of 27 programs as compared to last month. The chart and graph below show the rating composition by region for the current month.

	1 Star	2 Star	3 Star	4 Star	5 Star	Pending	TOTAL
Southeastern	8	902	462	62	148	313	1,895
Northeastern	1	264	176	31	90	12	574
Northern	2	96	85	14	30	11	238
Southern	0	300	170	54	167	20	711
Western	0	233	135	16	66	17	467
Total	11	1,795	1,028	177	501	373	3,885



Data as of 9/30/2024



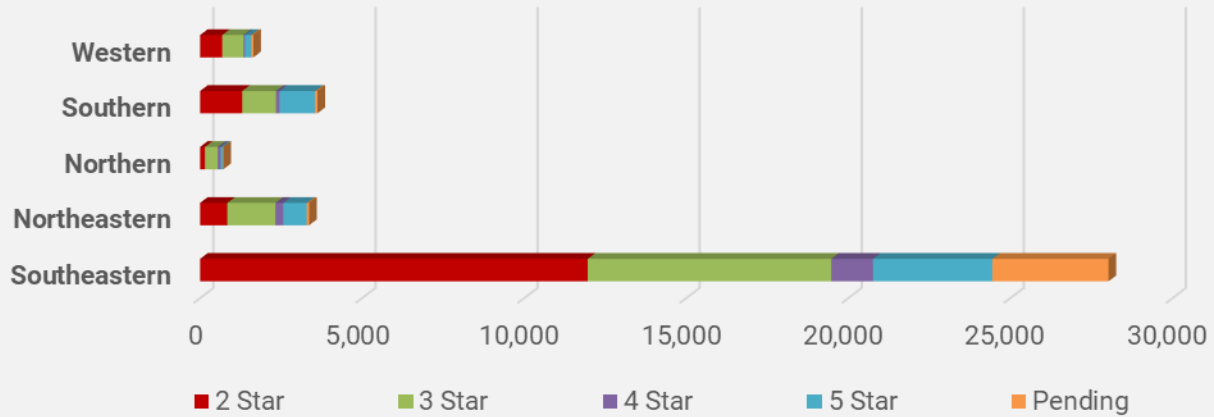
★ **Rating and Wisconsin Shares Data**

The total number of programs currently rated was 3,512. There were an additional 373 programs with pending ratings. There were 2,994 programs with open Wisconsin Shares authorizations when the data was run for this report. There were children receiving Wisconsin Shares as shown by region, age, and star level.

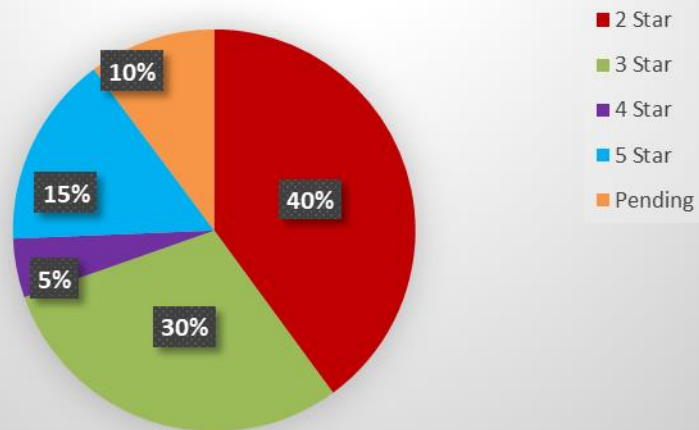
	2 Star	3 Star	4 Star	5 Star	Pending	Total
Southeastern	11,959	7,512	1,287	3,683	3,585	28,026
Northeastern	841	1,482	240	728	72	3,363
Northern	146	398	88	68	16	716
Southern	1,298	1,042	112	1,096	72	3,620
Western	682	655	45	198	64	1,644
Total	14,926	11,089	1,772	5,773	3,809	37,369

Data as of 9/30/2024

Children Receiving Wisconsin Shares by Region and Star Level - 9/30/2024

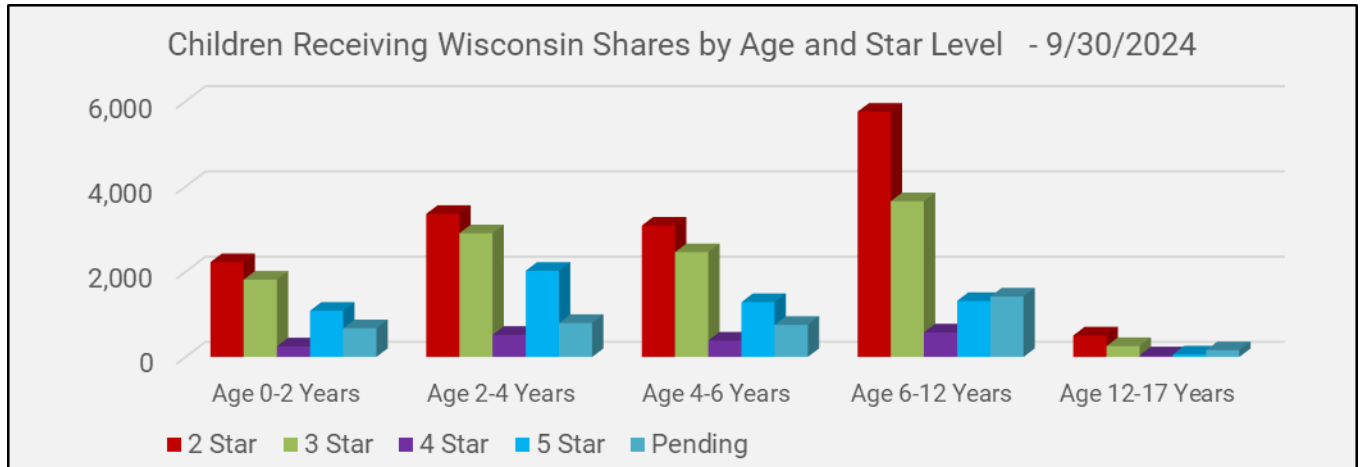


Percentage of Children Receiving Shares at Quality Levels - 9/30/2024



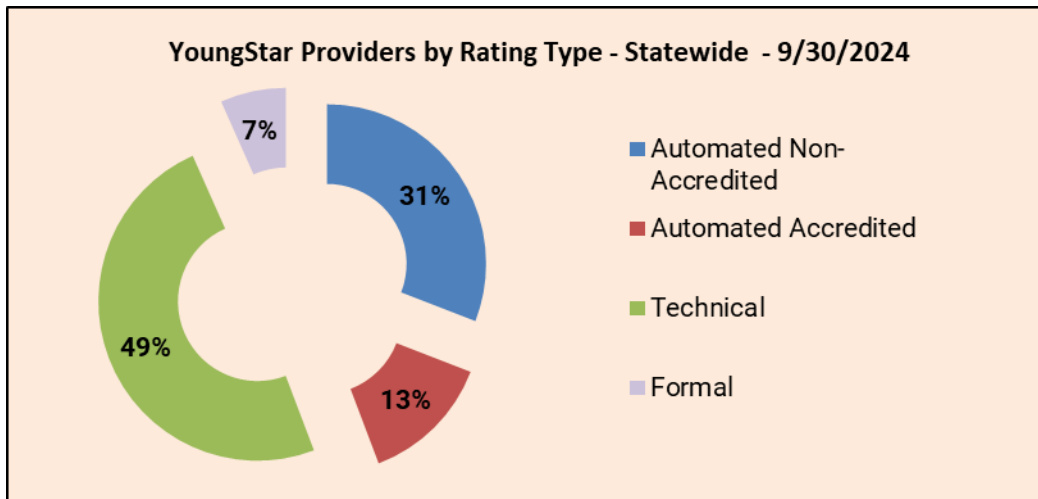
	2 Star	3 Star	4 Star	5 Star	Pending	Total
Age 0-2 Years	2,224	1,814	249	1,086	674	6,047
Age 2-4 Years	3,357	2,903	519	2,023	799	9,601
Age 4-6 Years	3,085	2,460	386	1,287	755	7,973
Age 6-12 Years	5,754	3,656	578	1,315	1,420	12,723
Age 12-17 Years	506	256	39	62	161	1,024
Total	14,926	11,089	1,772	5,773	3,809	37,369

Data as of 9/30/2024



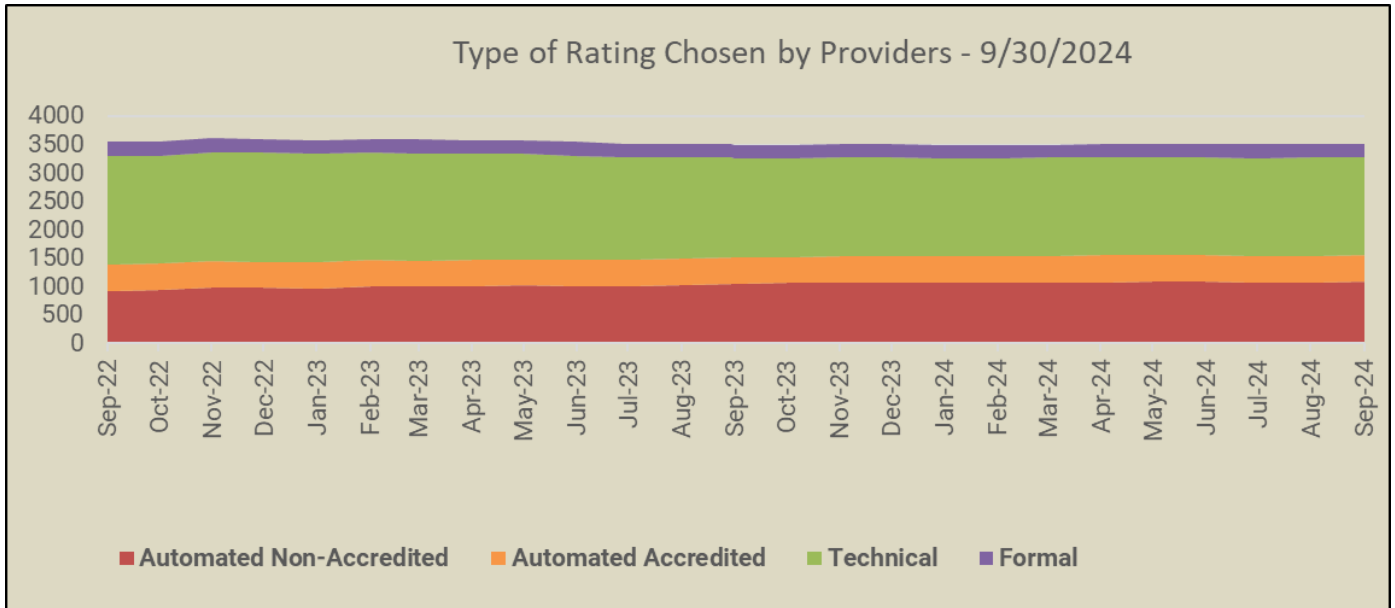
★ **Rating History and Composition:**

The composition of currently rated programs is shown below.

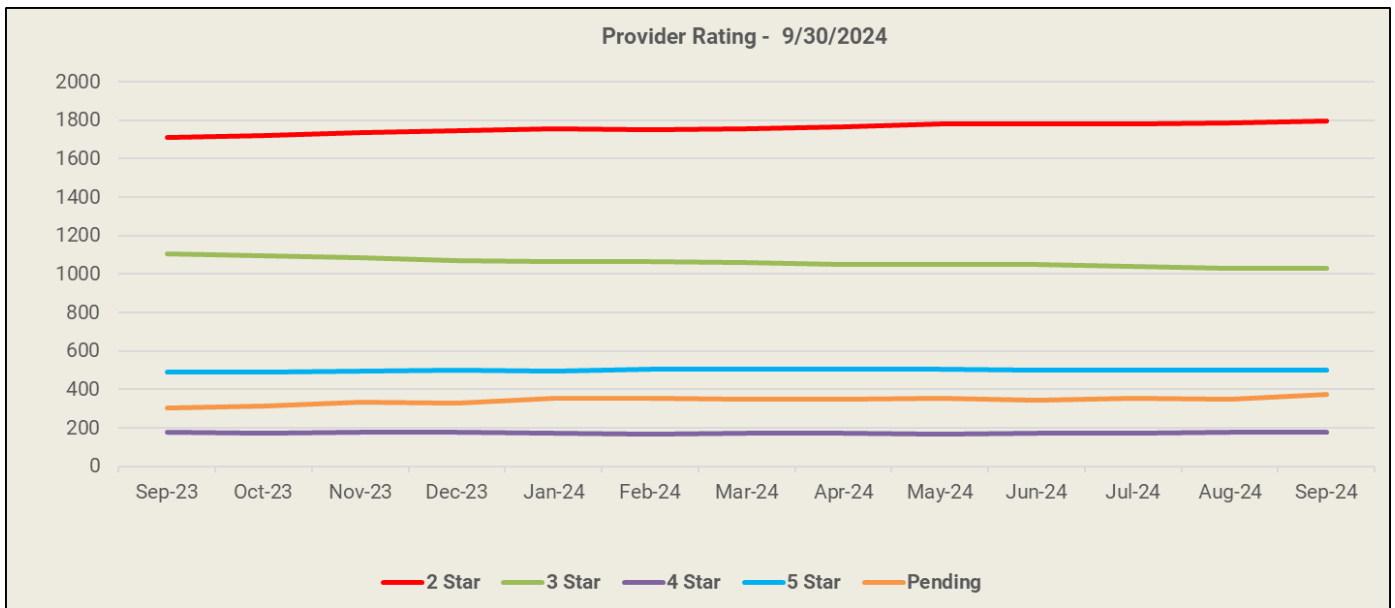


Data as of 9/30/2024

The graph below shows the movement in rating type chosen by providers over the past two years.



The graph below shows movement in rating levels for providers over the past year.



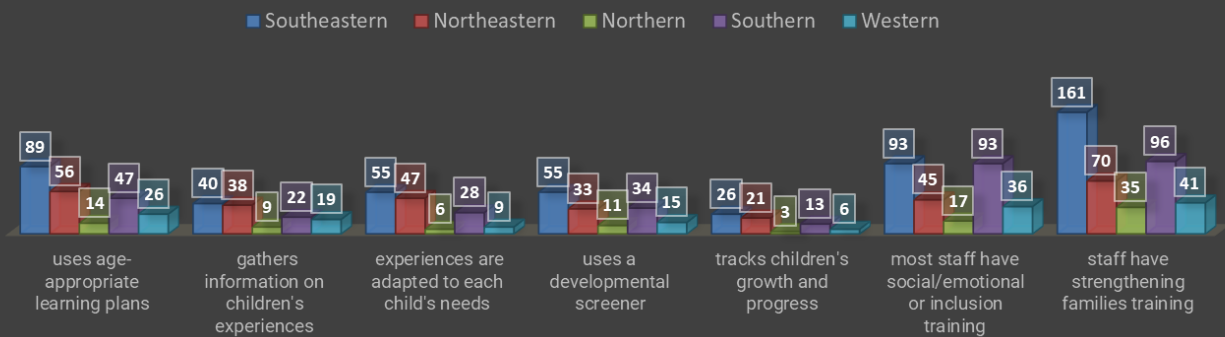
Data as of 9/30/2024

★ **High-Quality Practices:**

As part of the YoungStar evaluation process, programs can be evaluated for having key high-quality practices. The number of programs with high-quality practices is shown below by region.

	uses age-appropriate learning plans	gathers information on children's experiences	experiences are adapted to each child's needs	uses a developmental screener	tracks children's growth and progress	most staff have social/emotional or inclusion training	staff have strengthening families training
Southeastern	89	40	55	55	26	93	161
Northeastern	56	38	47	33	21	45	70
Northern	14	9	6	11	3	17	35
Southern	47	22	28	34	13	93	96
Western	26	19	9	15	6	36	41
Total	232	128	145	148	69	284	403

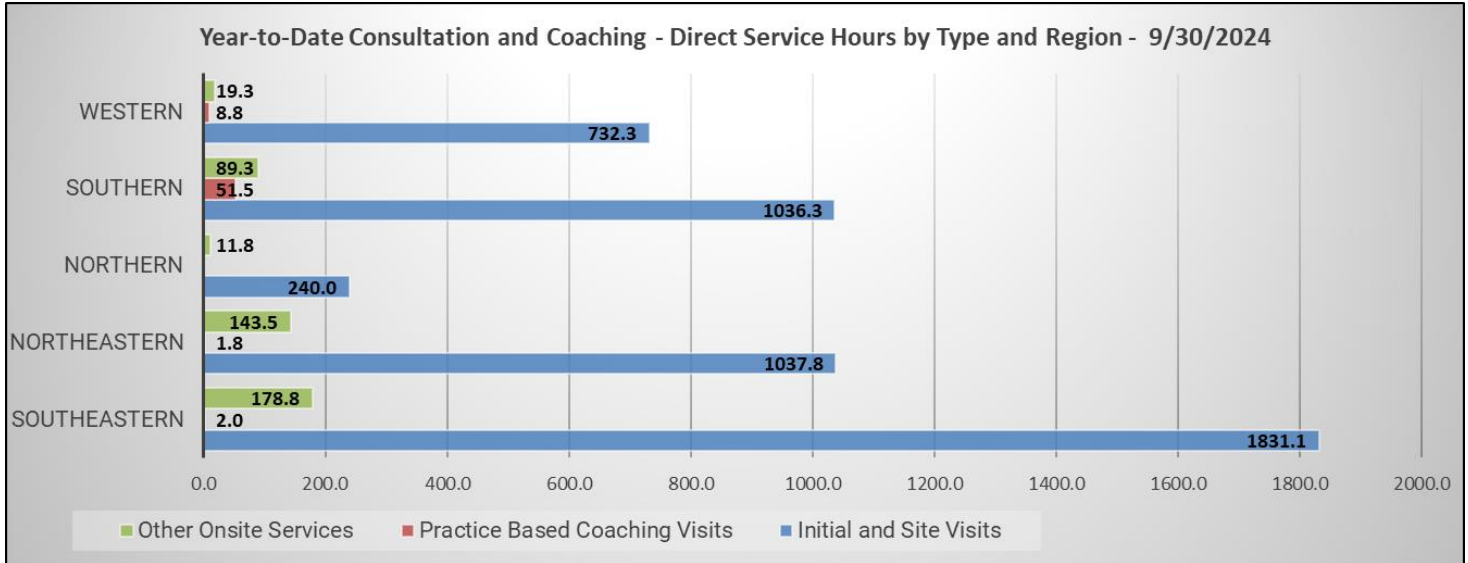
NUMBER OF PROGRAMS WITH HIGH-QUALITY PRACTICES BY REGION - 9/30/2024



Data as of 9/30/2024

★ **Onsite Services:**

YoungStar provides thousands of hours of direct consultation and coaching services every year to help early care programs with quality improvement across the state. Direct services include things like site visits, practice based coaching services, and formal rating verification visits. The number of hours provided year-to-date are shown in the chart below by type and region.



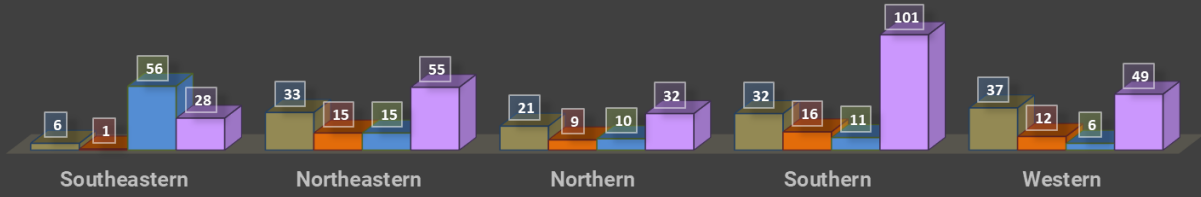
★ **YoungStar Data on Partnerships:**

Region	Standalone Head Starts	Standalone Head Starts with 4K Collaborations	Head Start Child Care Partners	4K Collaborations	YoungStar Providers
Southeastern	6	1	56	28	1,889
Northeastern	33	15	15	55	573
Northern	21	9	10	32	238
Southern	32	16	11	101	711
Western	37	12	6	49	467
Statewide	129	53	98	265	3,878

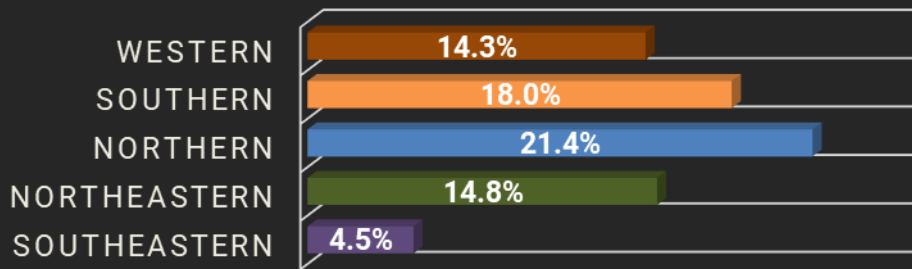
Data as of 9/30/2024

OFFICIAL PUBLIC COLLABORATION OF YOUNGSTAR PROVIDERS BY REGION AS OF 9/30/2024

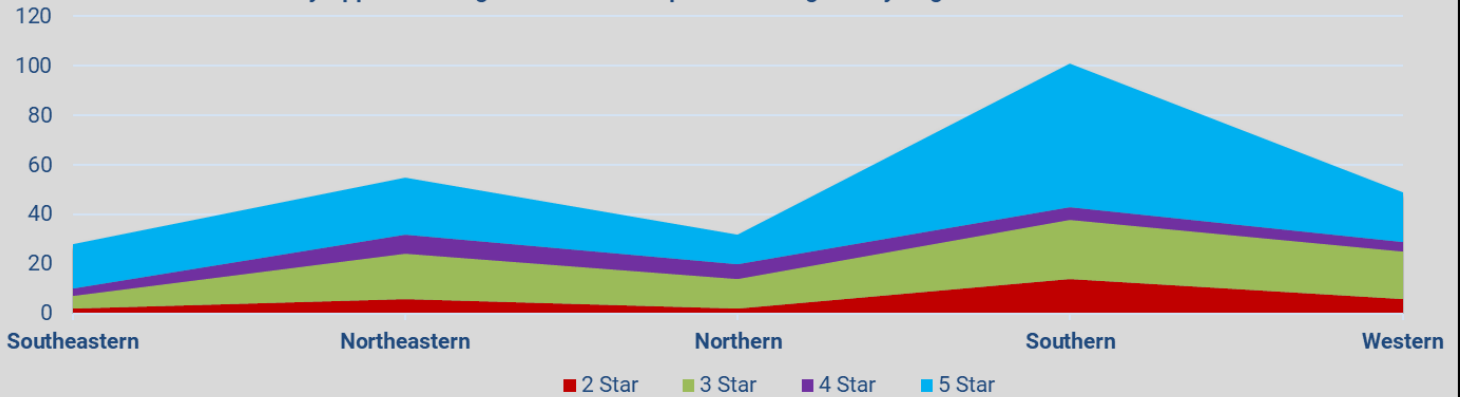
■ Standalone Head Starts ■ Standalone Head Starts with 4K Collaborations ■ Head Start Child Care Partners ■ 4K Collaborations



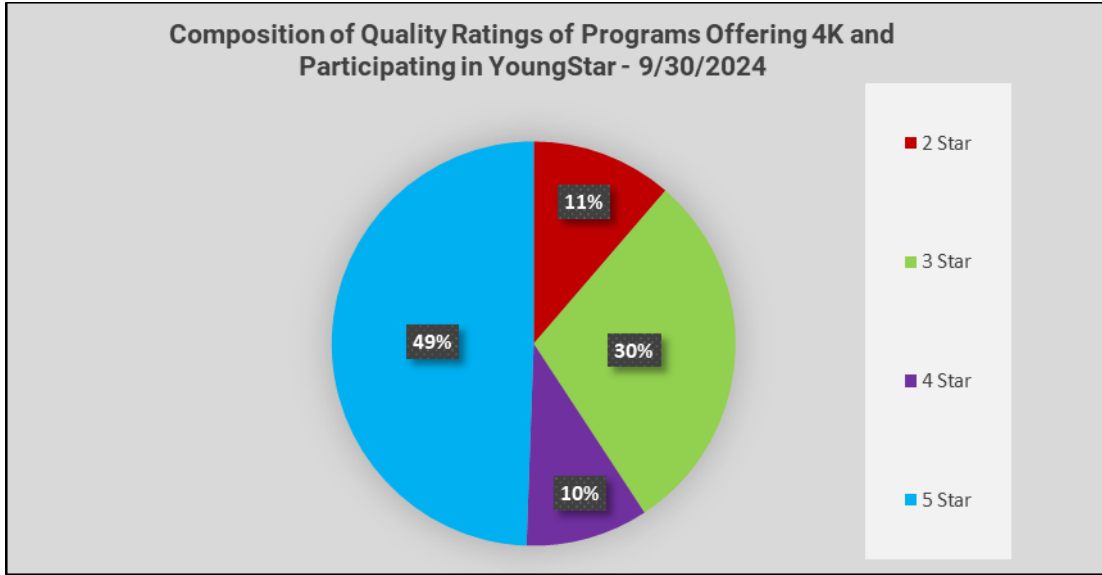
PERCENTAGE OF COLLABORATIONS BY REGION - 9/30/2024



4K Community Approach Programs that Participate in YoungStar by Region and Star Level - 9/30/2024



Data as of 9/30/2024



The Head Start/4K Child Care Collaboration information is based on returned surveys and all programs may not be included.

Please see <https://dcf.wisconsin.gov/youngstar/program/impact> for more details.

Data as of 9/30/2024