

## Narrative of Monthly Report October 2024

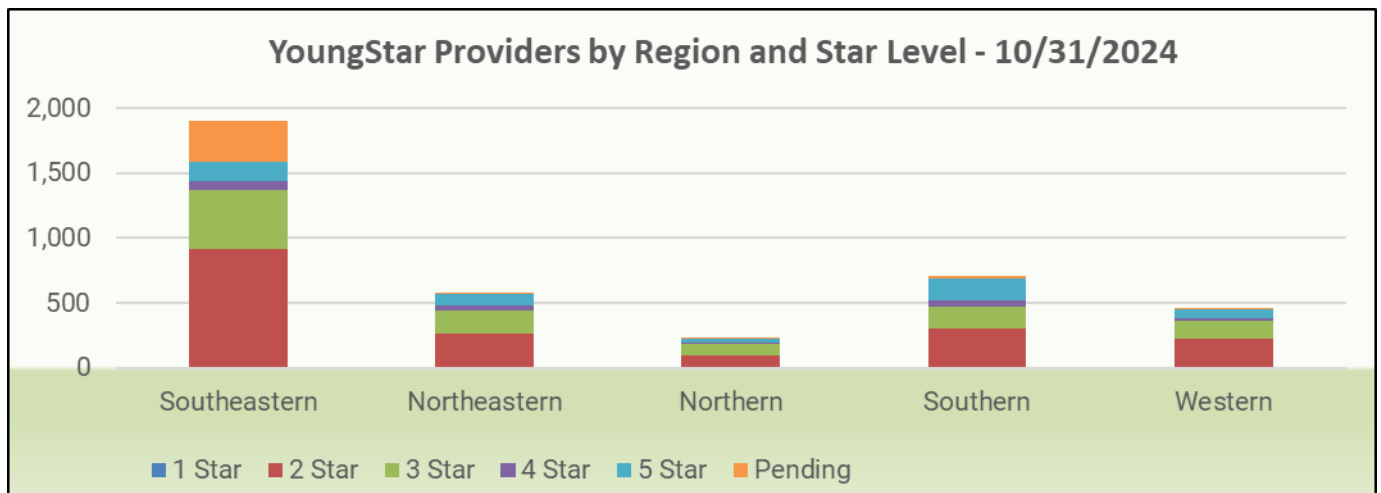
YoungStar has transitioned to a new service provider in 2023. There are now five YoungStar Regions instead of six. The Milwaukee and Kenosha/Racine Regions have been merged into the Southeastern Region. Waukesha County is now part of the Southeastern Region. These changes and adjustments are reflected in the data.

For the month of October, the following are notable YoungStar statistics.

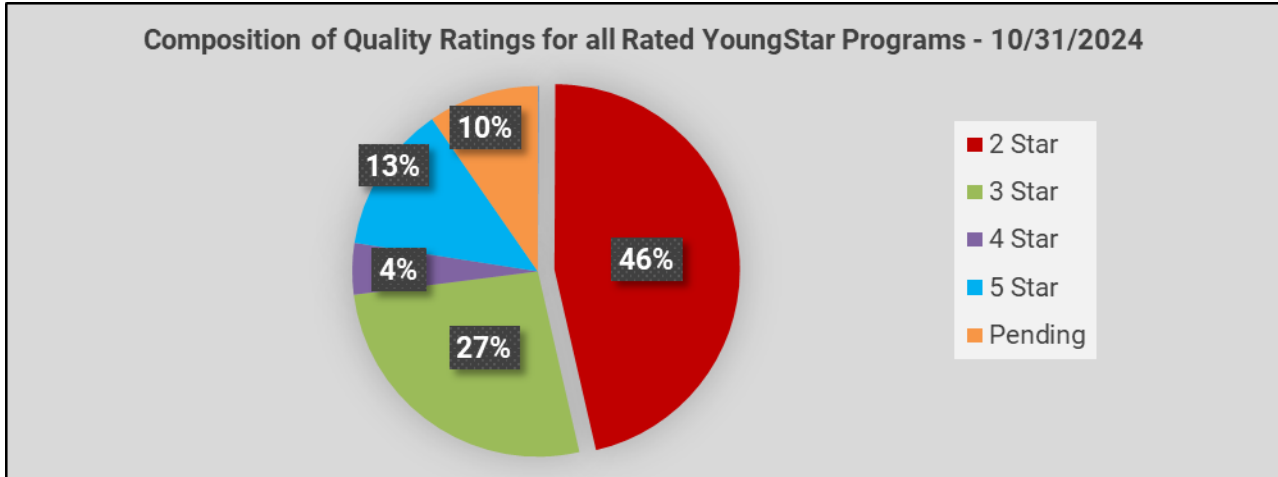
★ **Participation and Rating Composition:**

We currently have 3,886 programs participating in YoungStar. This is an increase of 1 programs as compared to last month. The chart and graph below show the rating composition by region for the current month.

	1 Star	2 Star	3 Star	4 Star	5 Star	Pending	TOTAL
<b>Southeastern</b>	2	912	460	61	147	322	1,904
<b>Northeastern</b>	0	266	179	31	90	7	573
<b>Northern</b>	1	96	85	14	29	11	236
<b>Southern</b>	0	300	169	53	169	18	709
<b>Western</b>	0	226	140	15	66	17	464
<b>Total</b>	3	1,800	1,033	174	501	375	3,886



Data as of 10/31/2024



★ **Rating and Wisconsin Shares Data**

The total number of programs currently rated was 3,511. There were an additional 375 programs with pending ratings. There were 3,016 programs with open Wisconsin Shares authorizations when the data was run for this report. There were children receiving Wisconsin Shares as shown by region, age, and star level.

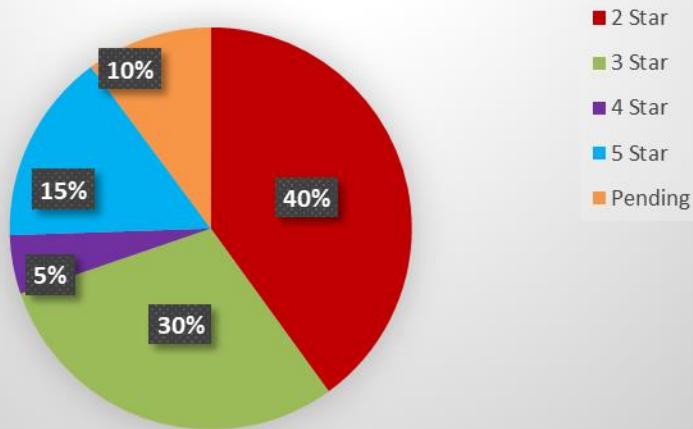
	2 Star	3 Star	4 Star	5 Star	Pending	Total
<b>Southeastern</b>	11,969	7,498	1,284	3,703	3,600	28,054
<b>Northeastern</b>	828	1,536	242	719	32	3,357
<b>Northern</b>	174	405	86	49	14	728
<b>Southern</b>	1,340	1,052	114	1,119	96	3,721
<b>Western</b>	720	675	49	189	66	1,699
<b>Total</b>	15,031	11,166	1,775	5,779	3,808	37,559

Data as of 10/31/2024

Children Receiving Wisconsin Shares by Region and Star Level - 10/31/2024

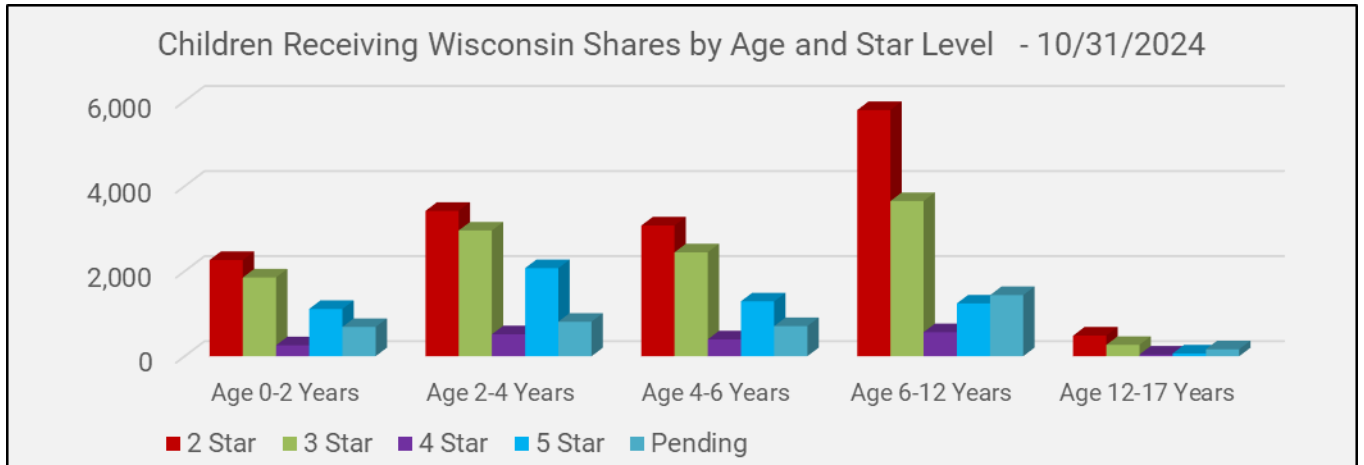


Percentage of Children Receiving Shares at Quality Levels - 10/31/2024



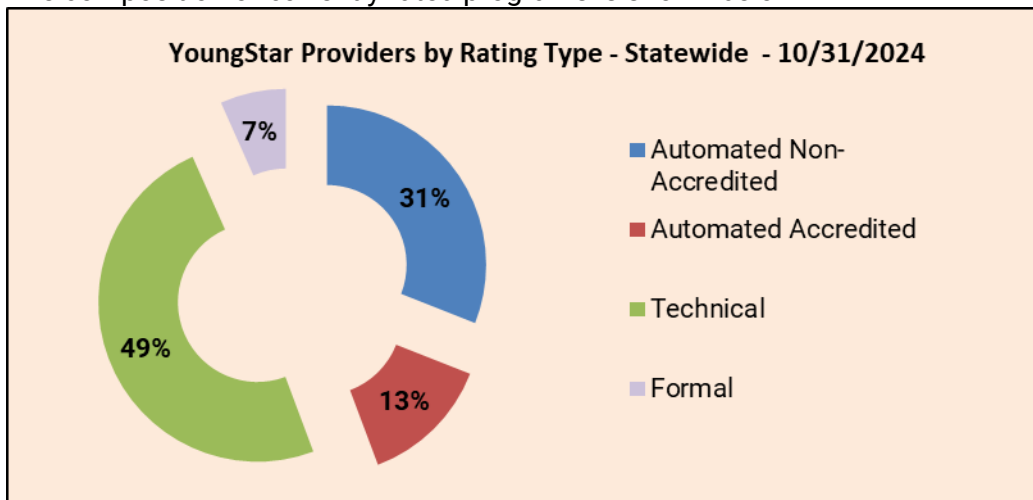
Data as of 10/31/2024

	2 Star	3 Star	4 Star	5 Star	Pending	Total
<b>Age 0-2 Years</b>	2,263	1,851	256	1,112	688	6,170
<b>Age 2-4 Years</b>	3,419	2,957	517	2,070	811	9,774
<b>Age 4-6 Years</b>	3,075	2,443	395	1,290	708	7,911
<b>Age 6-12 Years</b>	5,789	3,649	566	1,241	1,437	12,682
<b>Age 12-17 Years</b>	485	266	40	66	164	1,021
<b>Total</b>	15,031	11,166	1,775	5,779	3,808	37,559



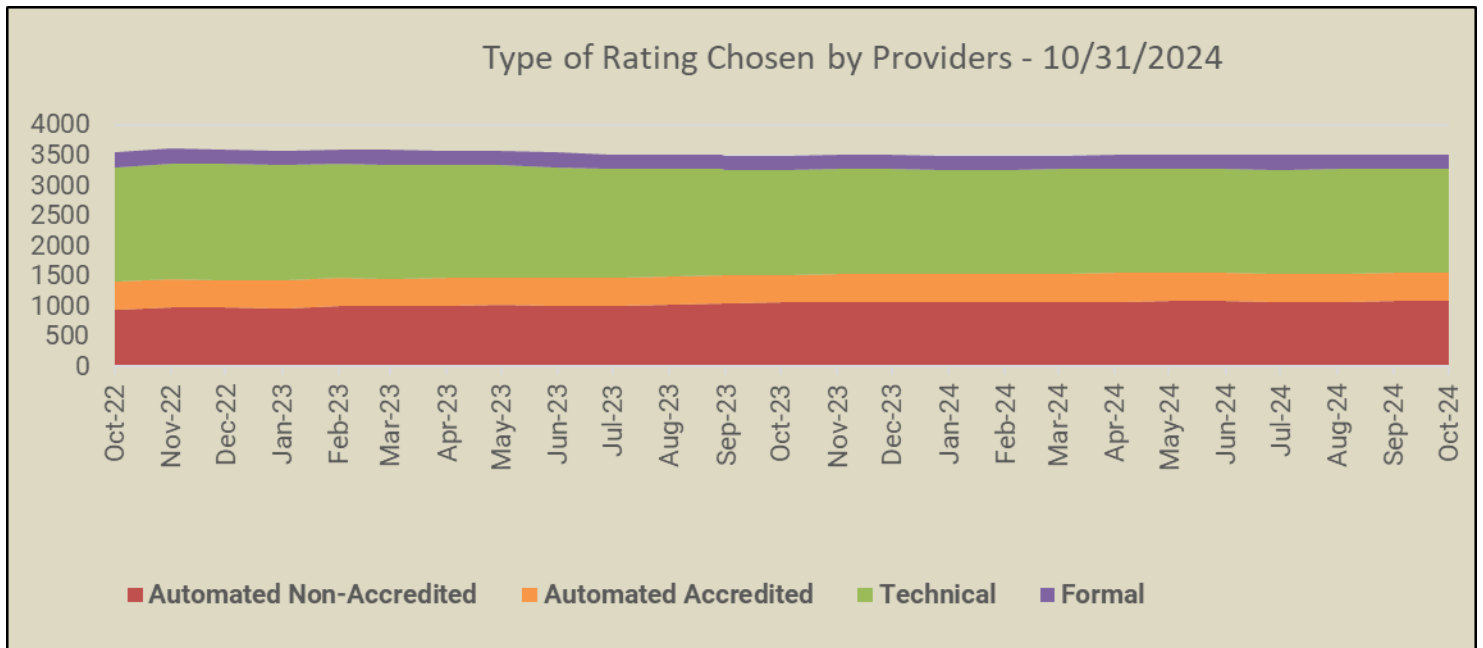
★ **Rating History and Composition:**

The composition of currently rated programs is shown below.

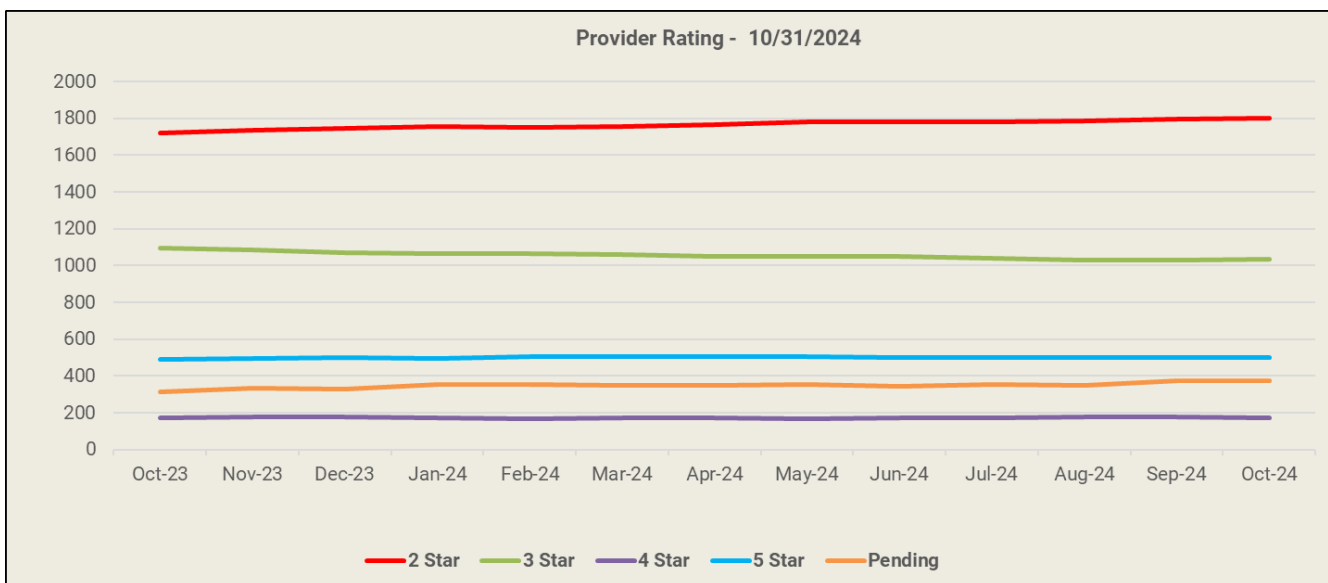


Data as of 10/31/2024

The graph below shows the movement in rating type chosen by providers over the past two years.



The graph below shows movement in rating levels for providers over the past year.

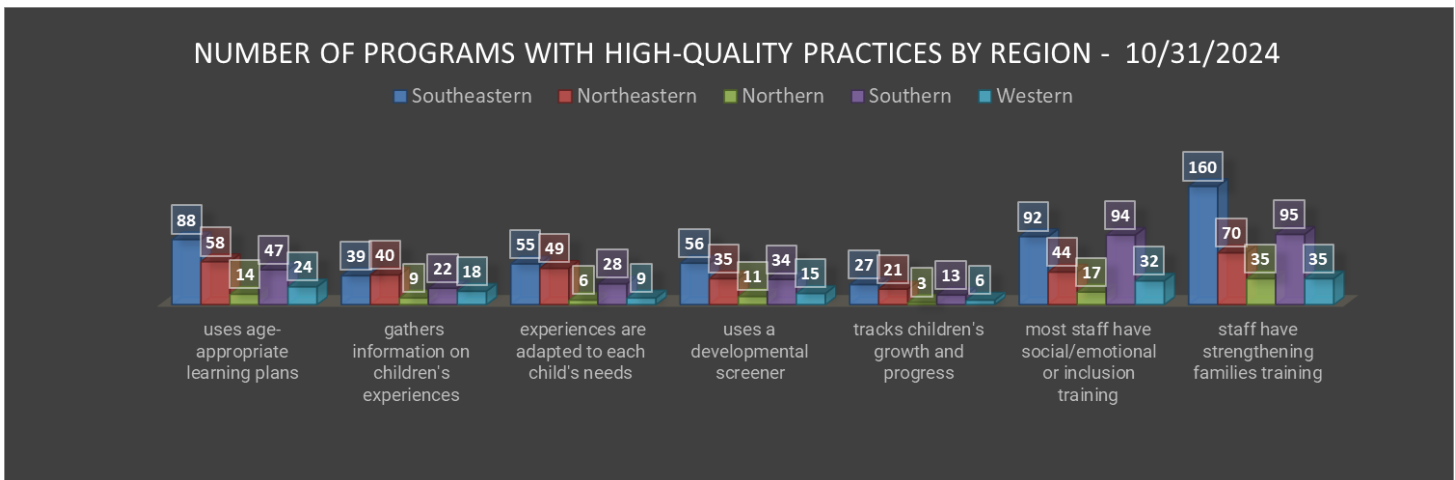


Data as of 10/31/2024

★ **High-Quality Practices:**

As part of the YoungStar evaluation process, programs can be evaluated for having key high-quality practices. The number of programs with high-quality practices is shown below by region.

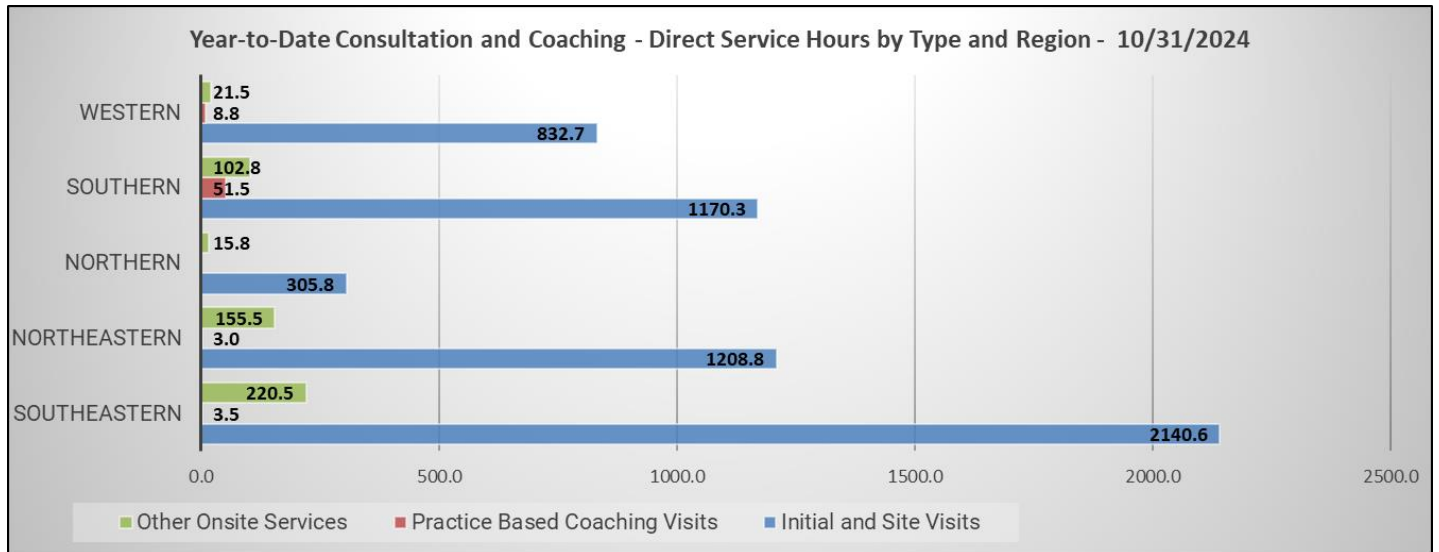
	uses age-appropriate learning plans	gathers information on children's experiences	experiences are adapted to each child's needs	uses a developmental screener	tracks children's growth and progress	most staff have social/emotional or inclusion training	staff have strengthening families training
Southeastern	88	39	55	56	27	92	160
Northeastern	58	40	49	35	21	44	70
Northern	14	9	6	11	3	17	35
Southern	47	22	28	34	13	94	95
Western	24	18	9	15	6	32	35
<b>Total</b>	<b>231</b>	<b>128</b>	<b>147</b>	<b>151</b>	<b>70</b>	<b>279</b>	<b>395</b>



Data as of 10/31/2024

★ **Onsite Services:**

YoungStar provides thousands of hours of direct consultation and coaching services every year to help early care programs with quality improvement across the state. Direct services include things like site visits, practice based coaching services, and formal rating verification visits. The number of hours provided year-to-date are shown in the chart below by type and region.




★ **YoungStar Data on Partnerships:**

Region	Standalone Head Starts	Standalone Head Starts with 4K Collaborations	Head Start Child Care Partners	4K Collaborations	YoungStar Providers
Southeastern	6	1	56	28	1,904
Northeastern	33	15	15	55	573
Northern	23	9	9	32	236
Southern	32	16	11	101	709
Western	37	12	6	49	464
<b>Statewide</b>	<b>131</b>	<b>53</b>	<b>97</b>	<b>265</b>	<b>3,886</b>

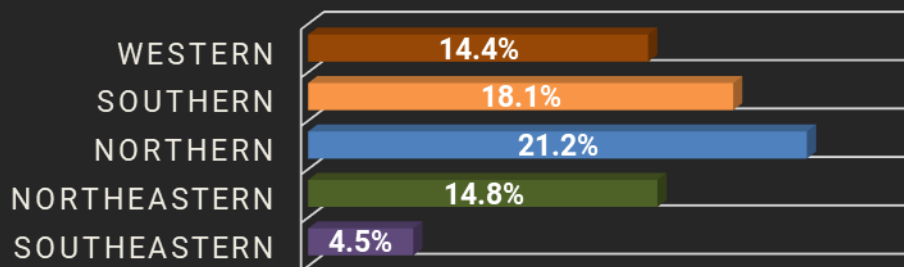
Data as of 10/31/2024

OFFICIAL PUBLIC COLLABORATION OF YOUNGSTAR PROVIDERS BY REGION AS OF 10/31/2024

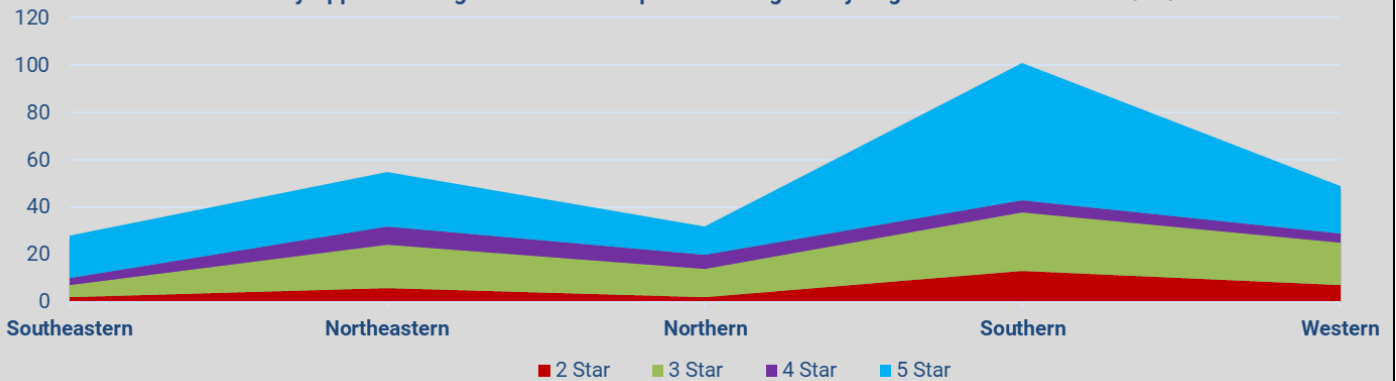
■ Standalone Head Starts   ■ Standalone Head Starts with 4K Collaborations   ■ Head Start Child Care Partners   ■ 4K Collaborations



PERCENTAGE OF COLLABORATIONS BY REGION - 10/31/2024

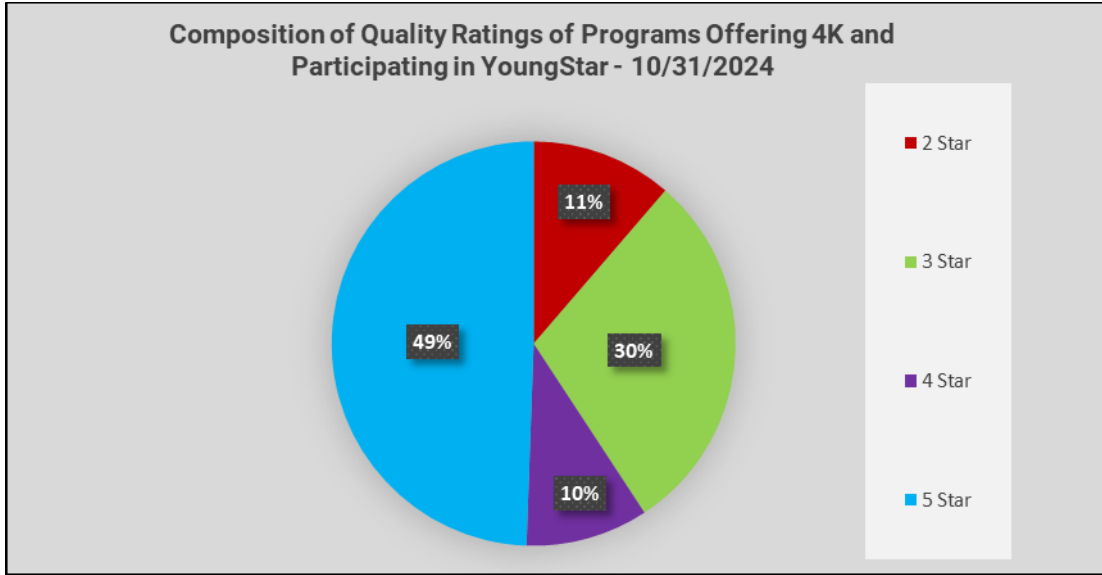


4K Community Approach Programs that Participate in YoungStar by Region and Star Level - 10/31/2024



Data as of 10/31/2024





The Head Start/4K Child Care Collaboration information is based on returned surveys and all programs may not be included.

Please see <https://dcf.wisconsin.gov/youngstar/program/impact> for more details.

Data as of 10/31/2024