

## Narrative of Monthly Report November 2024

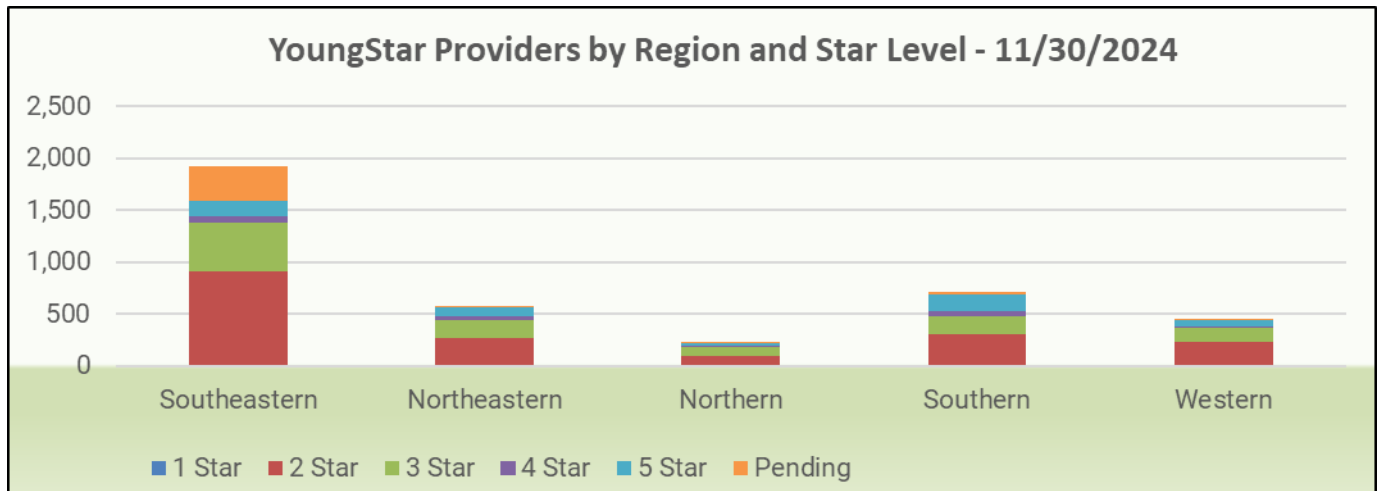
YoungStar has transitioned to a new service provider in 2023. There are now five YoungStar Regions instead of six. The Milwaukee and Kenosha/Racine Regions have been merged into the Southeastern Region. Waukesha County is now part of the Southeastern Region. These changes and adjustments are reflected in the data.

For the month of November, the following are notable YoungStar statistics.

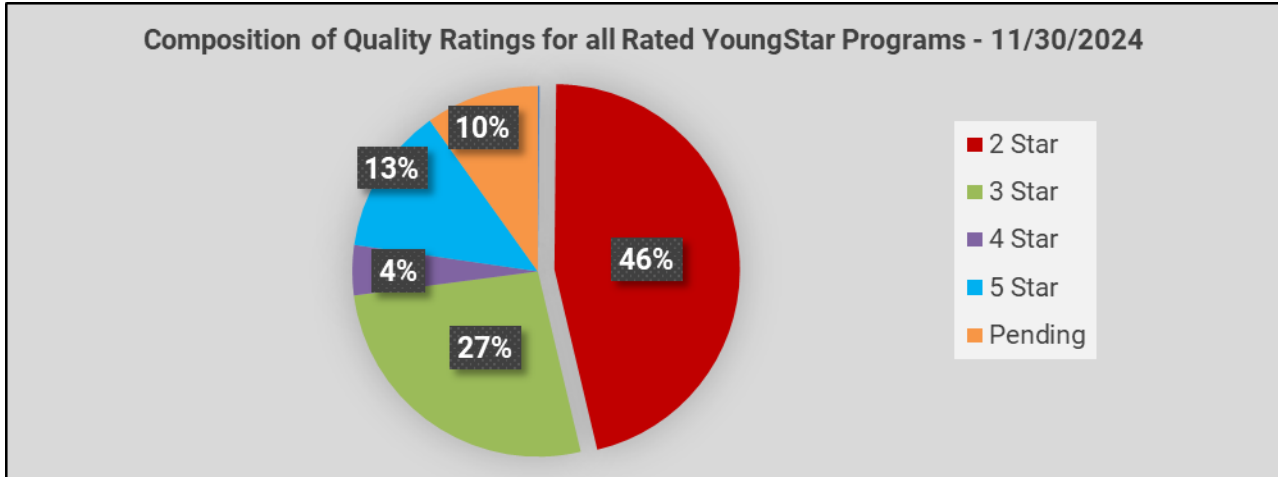
★ **Participation and Rating Composition:**

We currently have 3,896 programs participating in YoungStar. This is an increase of 10 programs as compared to last month. The chart and graph below show the rating composition by region for the current month.

	1 Star	2 Star	3 Star	4 Star	5 Star	Pending	TOTAL
<b>Southeastern</b>	6	909	468	59	146	338	1,926
<b>Northeastern</b>	0	261	179	33	91	7	571
<b>Northern</b>	0	97	83	11	31	11	233
<b>Southern</b>	0	301	171	52	168	17	709
<b>Western</b>	0	229	137	15	64	12	457
<b>Total</b>	6	1,797	1,038	170	500	385	3,896



Data as of 11/30/2024

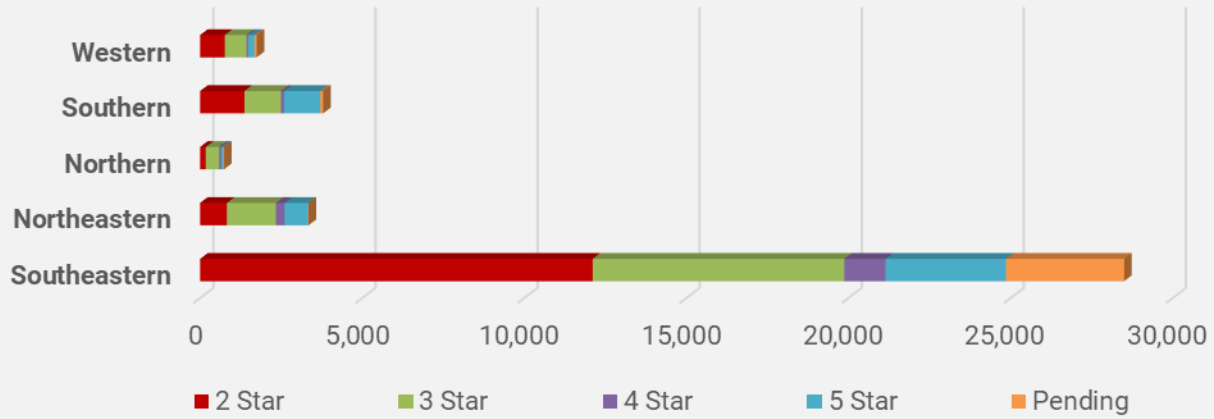


★ **Rating and Wisconsin Shares Data**

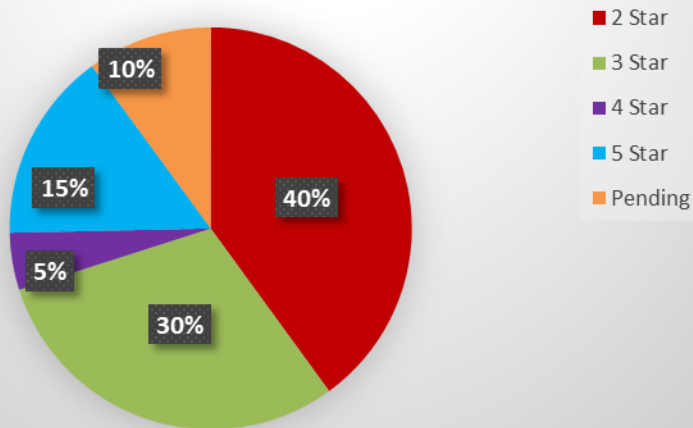
The total number of programs currently rated was 3,511. There were an additional 385 programs with pending ratings. There were 3,038 programs with open Wisconsin Shares authorizations when the data was run for this report. There were children receiving Wisconsin Shares as shown by region, age, and star level.

	2 Star	3 Star	4 Star	5 Star	Pending	Total
<b>Southeastern</b>	12,110	7,765	1,270	3,715	3,647	28,507
<b>Northeastern</b>	827	1,507	273	720	19	3,346
<b>Northern</b>	175	411	64	72	17	739
<b>Southern</b>	1,369	1,124	96	1,122	84	3,795
<b>Western</b>	763	668	49	200	64	1,744
<b>Total</b>	15,244	11,475	1,752	5,829	3,831	38,131

Children Receiving Wisconsin Shares by Region and Star Level - 11/30/2024

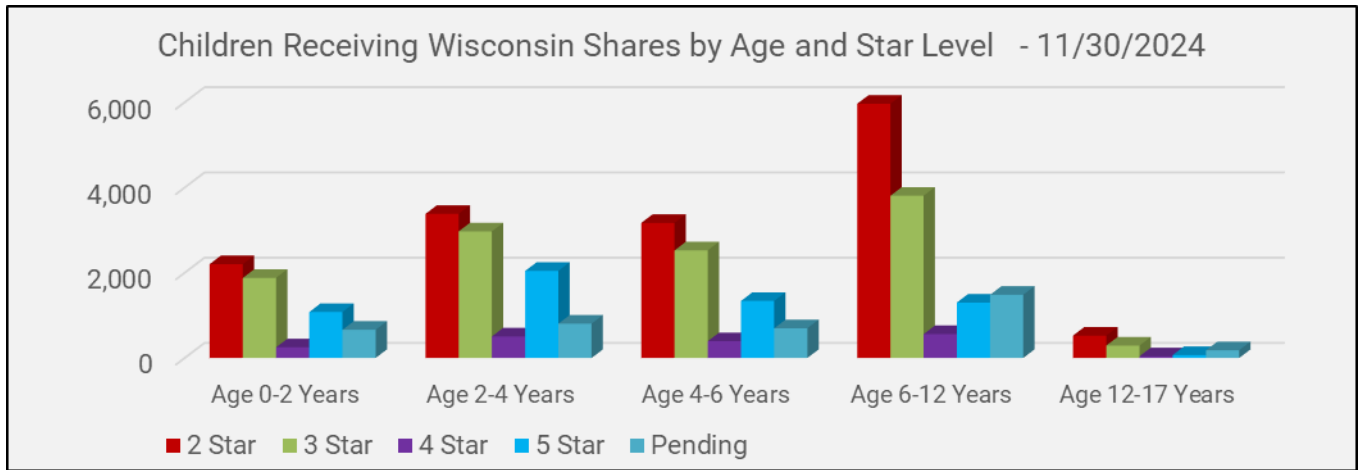


Percentage of Children Receiving Shares at Quality Levels - 11/30/2024



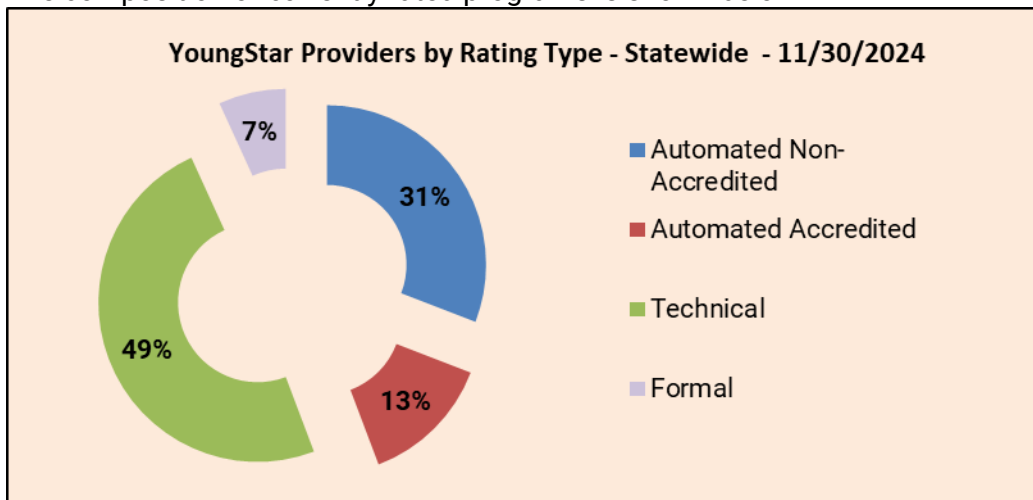
Data as of 11/30/2024

	2 Star	3 Star	4 Star	5 Star	Pending	Total
<b>Age 0-2 Years</b>	2,201	1,880	251	1,079	662	6,073
<b>Age 2-4 Years</b>	3,382	2,971	505	2,043	806	9,707
<b>Age 4-6 Years</b>	3,170	2,525	394	1,339	698	8,126
<b>Age 6-12 Years</b>	5,966	3,807	561	1,300	1,483	13,117
<b>Age 12-17 Years</b>	525	292	40	68	182	1,107
<b>Total</b>	15,244	11,475	1,752	5,829	3,831	38,131



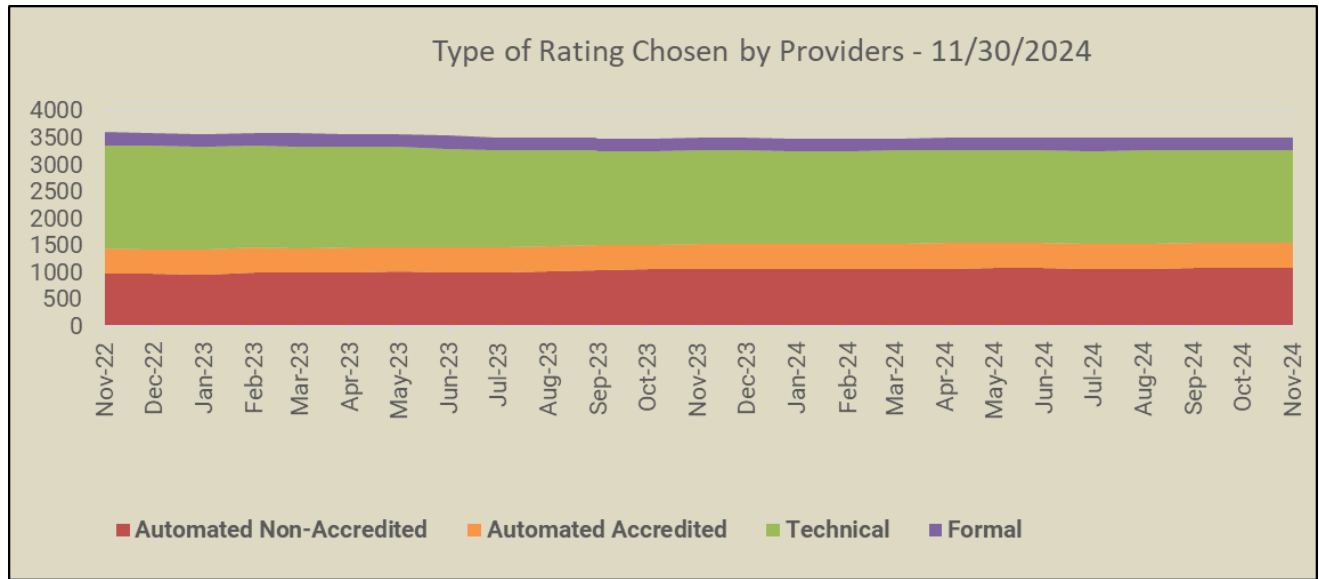
★ **Rating History and Composition:**

The composition of currently rated programs is shown below.

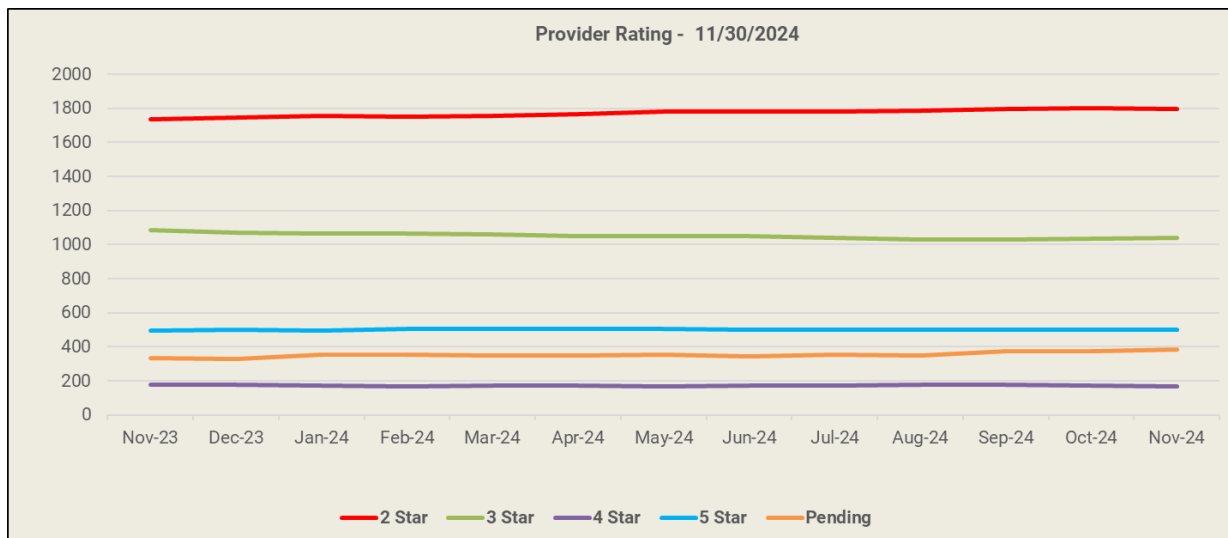


Data as of 11/30/2024

The graph below shows the movement in rating type chosen by providers over the past two years.



The graph below shows movement in rating levels for providers over the past year.

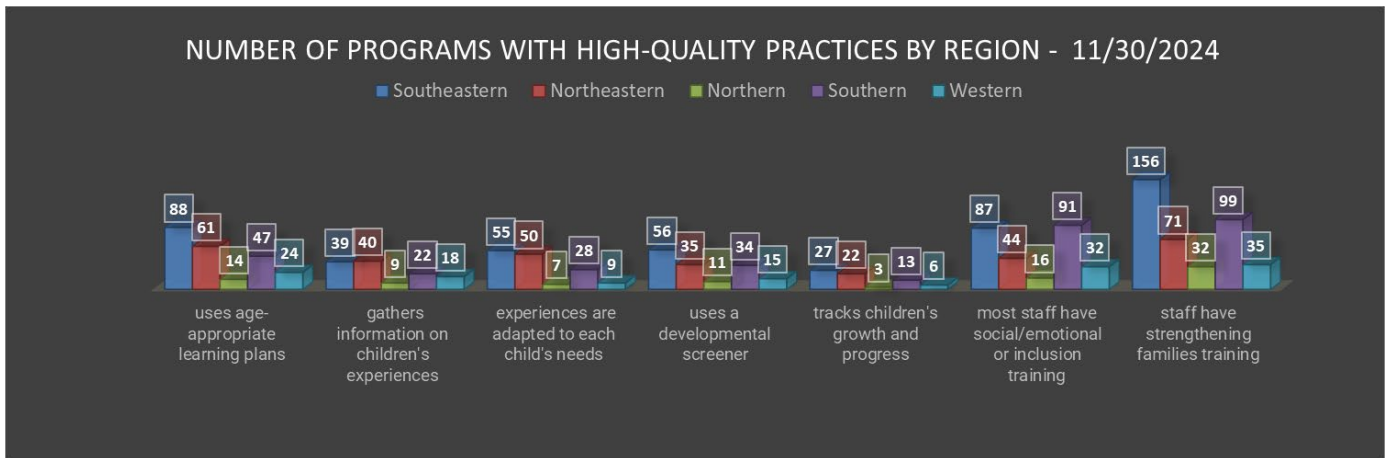


Data as of 11/30/2024

★ **High-Quality Practices:**

As part of the YoungStar evaluation process, programs can be evaluated for having key high-quality practices. The number of programs with high-quality practices is shown below by region.

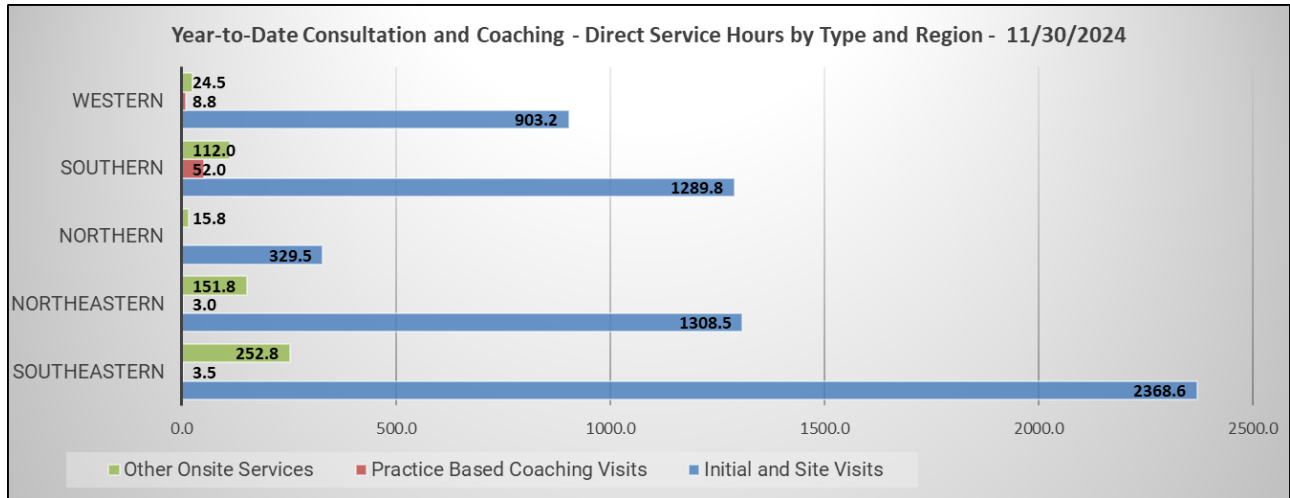
	uses age-appropriate learning plans	gathers information on children's experiences	experiences are adapted to each child's needs	uses a developmental screener	tracks children's growth and progress	most staff have social/emotional or inclusion training	staff have strengthening families training
Southeastern	88	39	55	56	27	87	156
Northeastern	61	40	50	35	22	44	71
Northern	14	9	7	11	3	16	32
Southern	47	22	28	34	13	91	99
Western	24	18	9	15	6	32	35
<b>Total</b>	<b>234</b>	<b>128</b>	<b>149</b>	<b>151</b>	<b>71</b>	<b>270</b>	<b>393</b>



Data as of 11/30/2024

★ **Onsite Services:**

YoungStar provides thousands of hours of direct consultation and coaching services every year to help early care programs with quality improvement across the state. Direct services include things like site visits, practice based coaching services, and formal rating verification visits. The number of hours provided year-to-date are shown in the chart below by type and region.



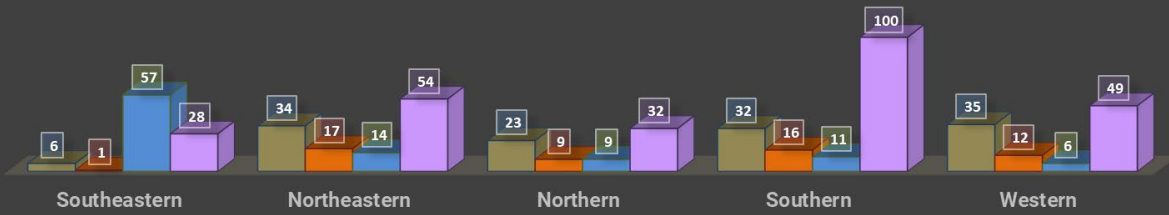
★ **YoungStar Data on Partnerships:**

Region	Standalone Head Starts	Standalone Head Starts with 4K Collaborations	Head Start Child Care Partners	4K Collaborations	YoungStar Providers
Southeastern	6	1	57	28	1,926
Northeastern	34	17	14	54	571
Northern	23	9	9	32	233
Southern	32	16	11	100	709
Western	35	12	6	49	457
<b>Statewide</b>	<b>130</b>	<b>55</b>	<b>97</b>	<b>263</b>	<b>3,896</b>

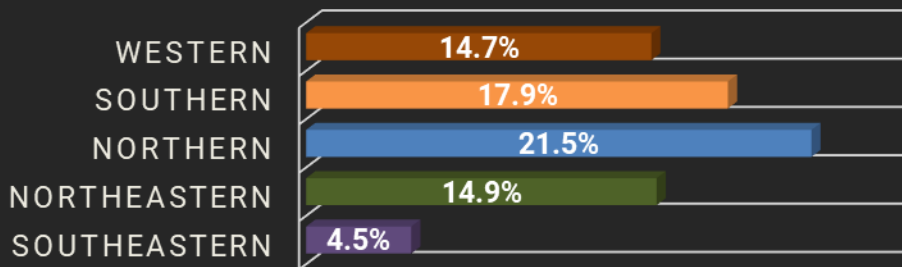
Data as of 11/30/2024

OFFICIAL PUBLIC COLLABORATION OF YOUNGSTAR PROVIDERS BY REGION AS OF 11/30/2024

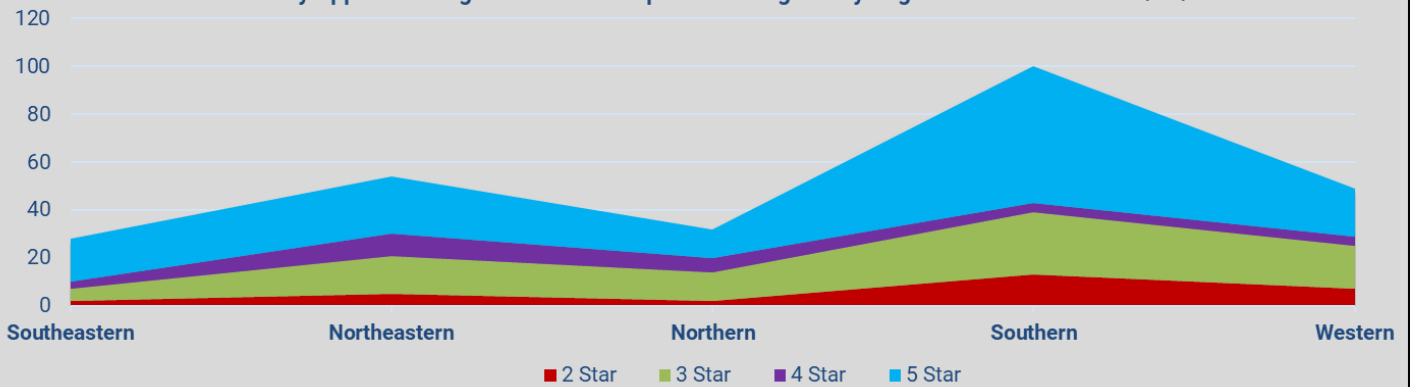
■ Standalone Head Starts ■ Standalone Head Starts with 4K Collaborations ■ Head Start Child Care Partners ■ 4K Collaborations



PERCENTAGE OF COLLABORATIONS BY REGION - 11/30/2024

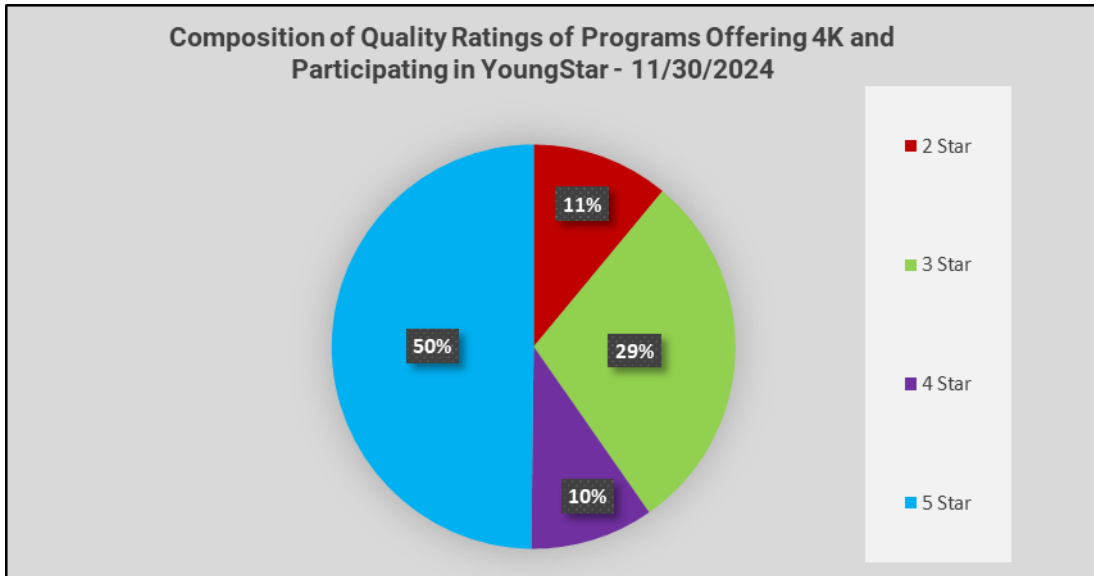


4K Community Approach Programs that Participate in YoungStar by Region and Star Level - 11/30/2024



Data as of 11/30/2024





The Head Start/4K Child Care Collaboration information is based on returned surveys and all programs may not be included.

Please see <https://dcf.wisconsin.gov/youngstar/program/impact> for more details.

Data as of 11/30/2024