

## Narrative of Monthly Report December 2024

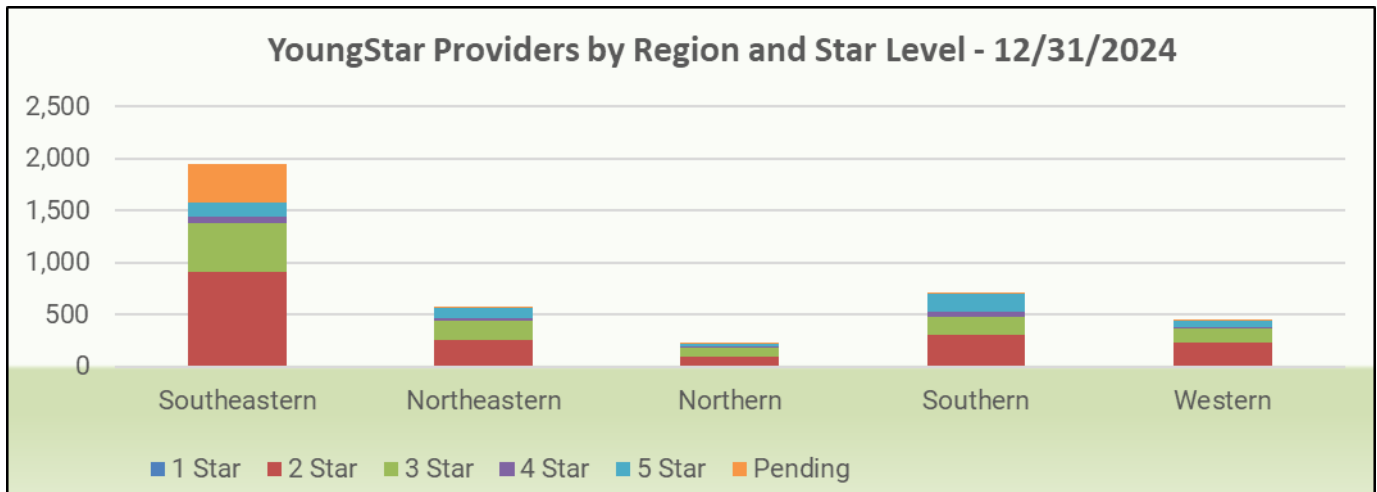
YoungStar has transitioned to a new service provider in 2023. There are now five YoungStar Regions instead of six. The Milwaukee and Kenosha/Racine Regions have been merged into the Southeastern Region. Waukesha County is now part of the Southeastern Region. These changes and adjustments are reflected in the data.

For the month of December, the following are notable YoungStar statistics.

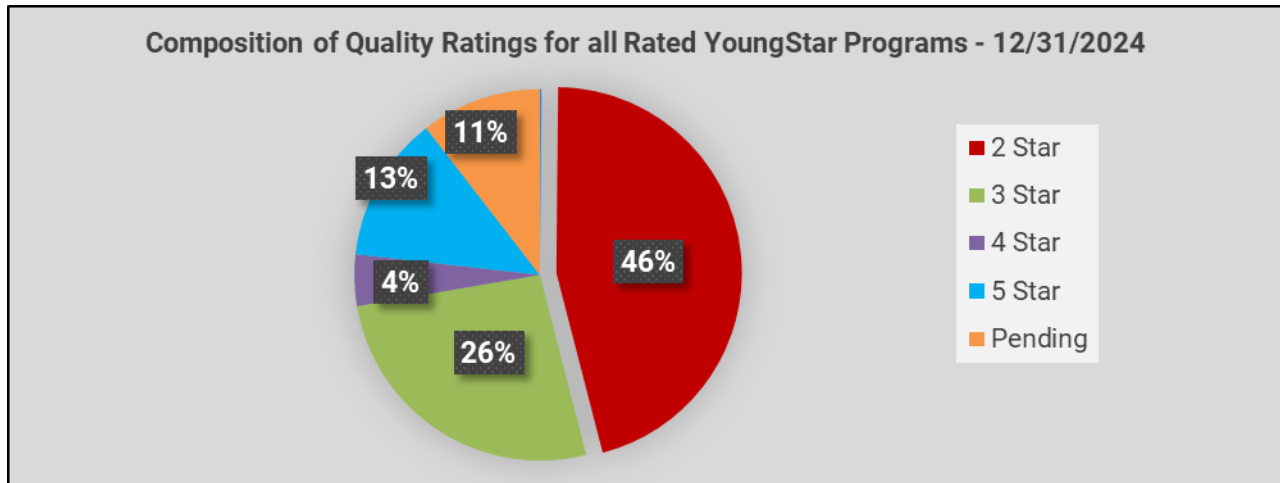
★ **Participation and Rating Composition:**

We currently have 3,896 programs participating in YoungStar. This is an increase of 10 programs as compared to last month. The chart and graph below show the rating composition by region for the current month.

	1 Star	2 Star	3 Star	4 Star	5 Star	Pending	TOTAL
<b>Southeastern</b>	6	903	465	61	144	362	1,941
<b>Northeastern</b>	0	260	175	33	92	11	571
<b>Northern</b>	0	97	80	11	31	10	229
<b>Southern</b>	0	303	168	56	167	16	710
<b>Western</b>	0	227	140	14	63	11	455
<b>Total</b>	6	1,790	1,028	175	497	410	3,906



Data as of 12/31/2024



★ **Rating and Wisconsin Shares Data**

The total number of programs currently rated was 3,496. There were an additional 410 programs with pending ratings. There were 3,053 programs with open Wisconsin Shares authorizations when the data was run for this report. There were children receiving Wisconsin Shares as shown by region, age, and star level.

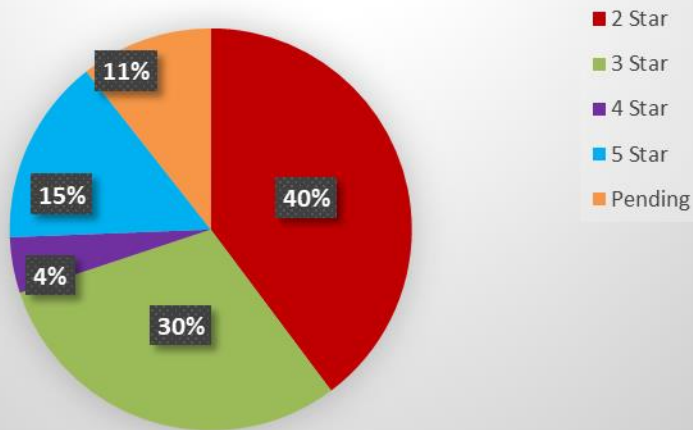
	2 Star	3 Star	4 Star	5 Star	Pending	Total
<b>Southeastern</b>	12,095	7,805	1,227	3,694	3,883	28,704
<b>Northeastern</b>	855	1,539	282	717	25	3,418
<b>Northern</b>	179	416	68	73	21	757
<b>Southern</b>	1,397	1,119	110	1,102	82	3,810
<b>Western</b>	784	713	39	188	72	1,796
<b>Total</b>	15,310	11,592	1,726	5,774	4,083	38,485

Data as of 12/31/2024

Children Receiving Wisconsin Shares by Region and Star Level - 12/31/2024

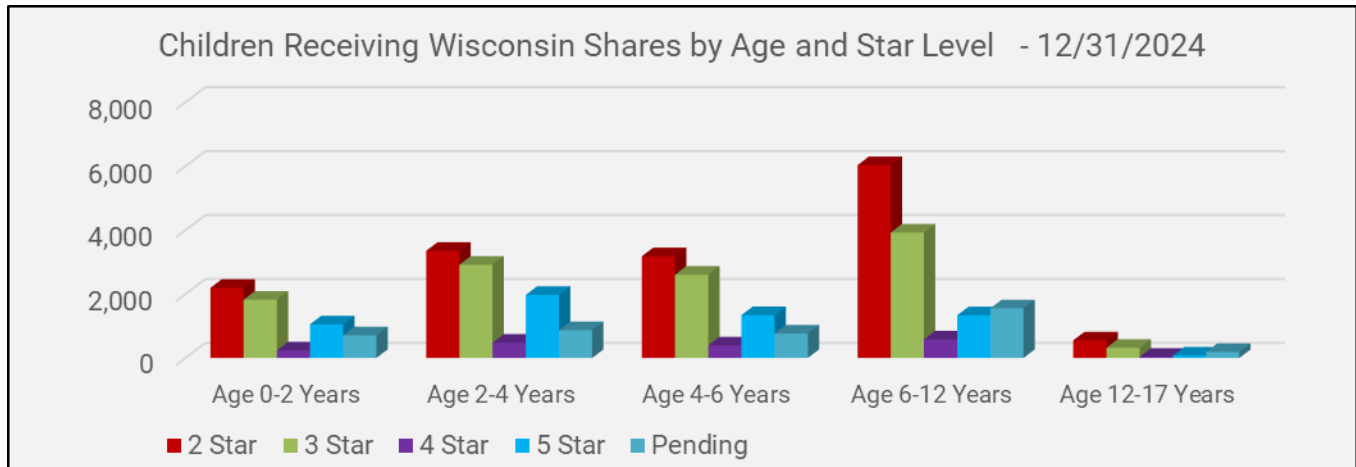


Percentage of Children Receiving Shares at Quality Levels - 12/31/2024



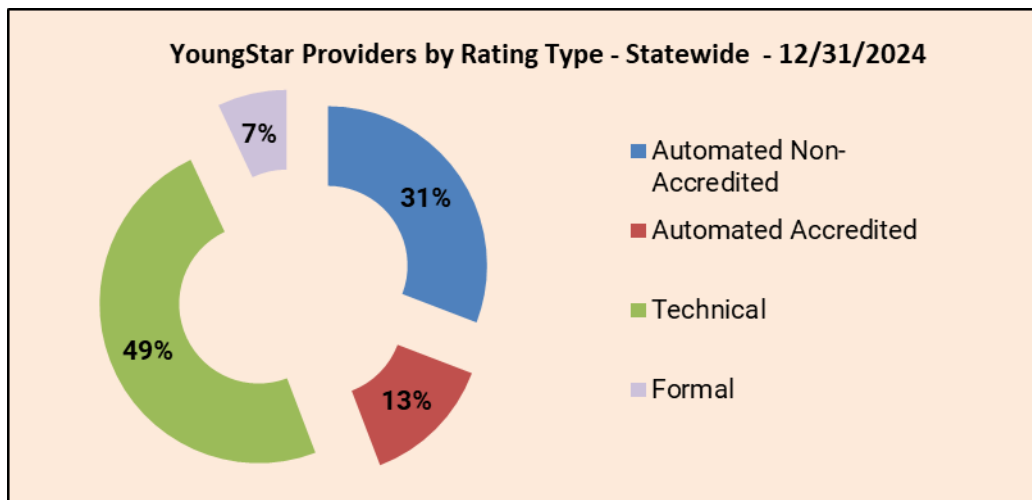
Data as of 12/31/2024

	2 Star	3 Star	4 Star	5 Star	Pending	Total
<b>Age 0-2 Years</b>	2,193	1,825	236	1,051	708	6,013
<b>Age 2-4 Years</b>	3,351	2,915	478	1,973	869	9,586
<b>Age 4-6 Years</b>	3,182	2,607	395	1,340	765	8,289
<b>Age 6-12 Years</b>	6,033	3,925	579	1,335	1,554	13,426
<b>Age 12-17 Years</b>	551	319	38	75	187	1,170
<b>Total</b>	15,310	11,592	1,726	5,774	4,083	38,485



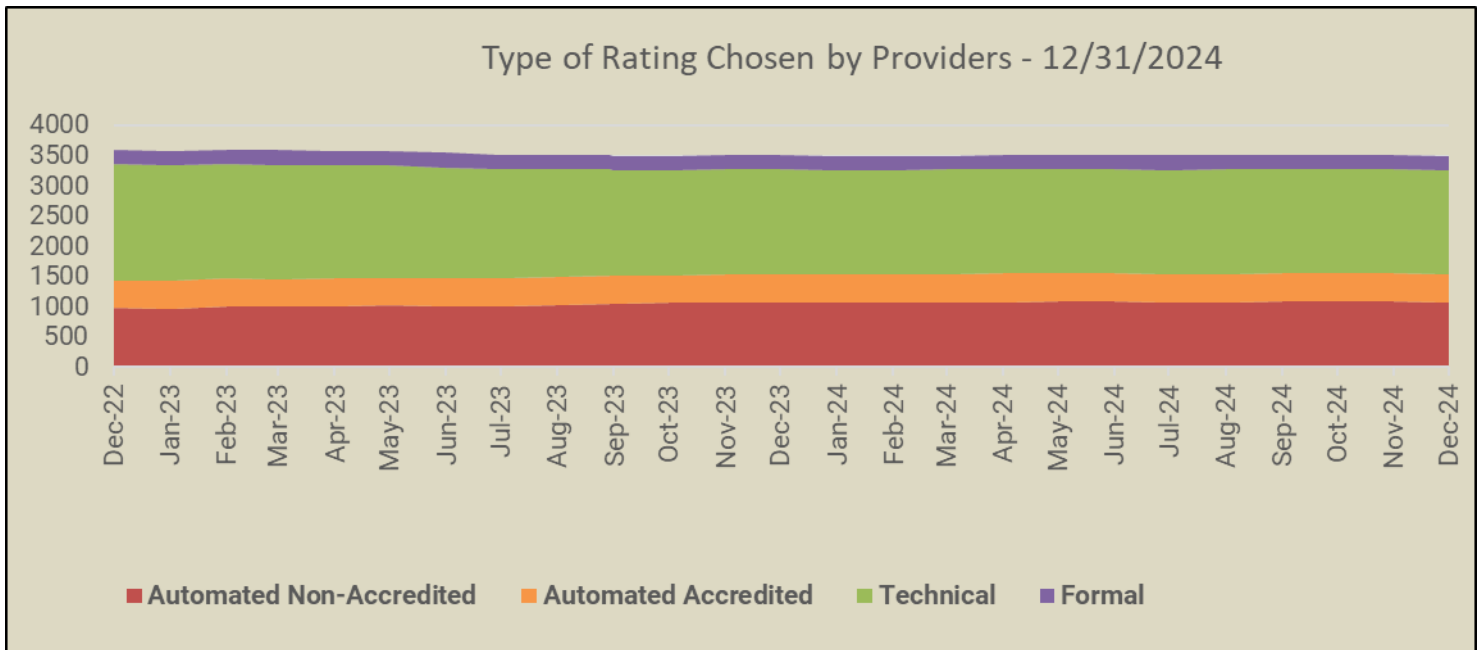
★ **Rating History and Composition:**

The composition of currently rated programs is shown below.

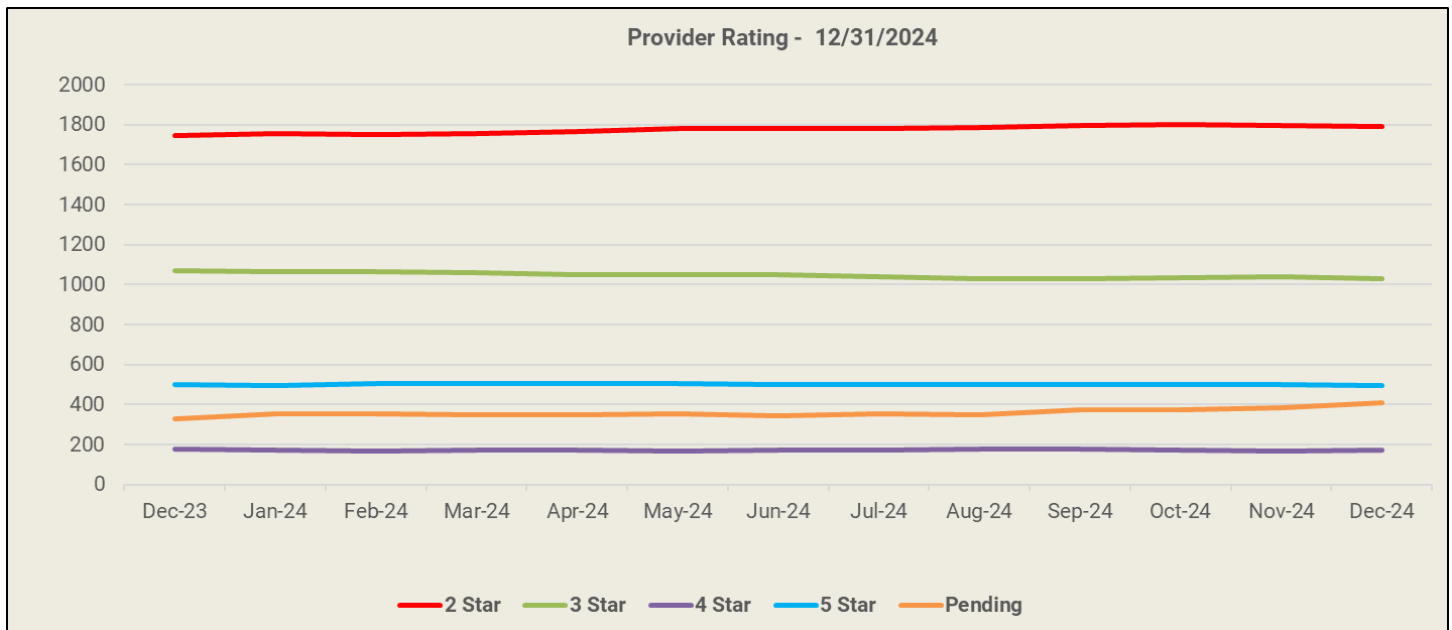


Data as of 12/31/2024

The graph below shows the movement in rating type chosen by providers over the past two years.



The graph below shows movement in rating levels for providers over the past year.

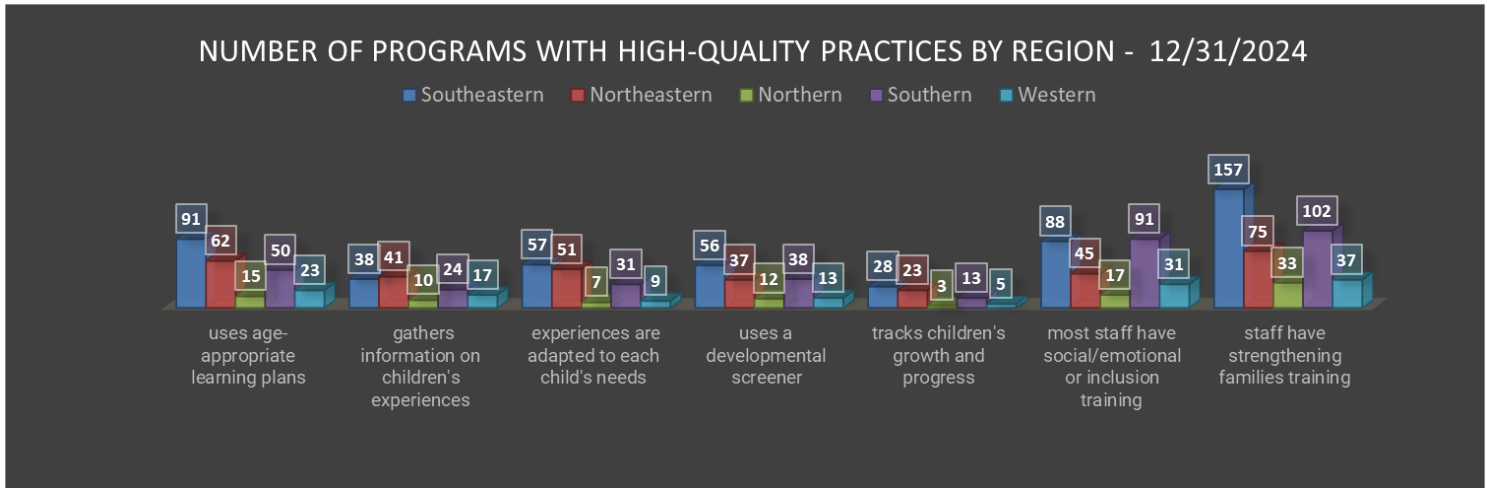


Data as of 12/31/2024

★ **High-Quality Practices:**

As part of the YoungStar evaluation process, programs can be evaluated for having key high-quality practices. The number of programs with high-quality practices is shown below by region.

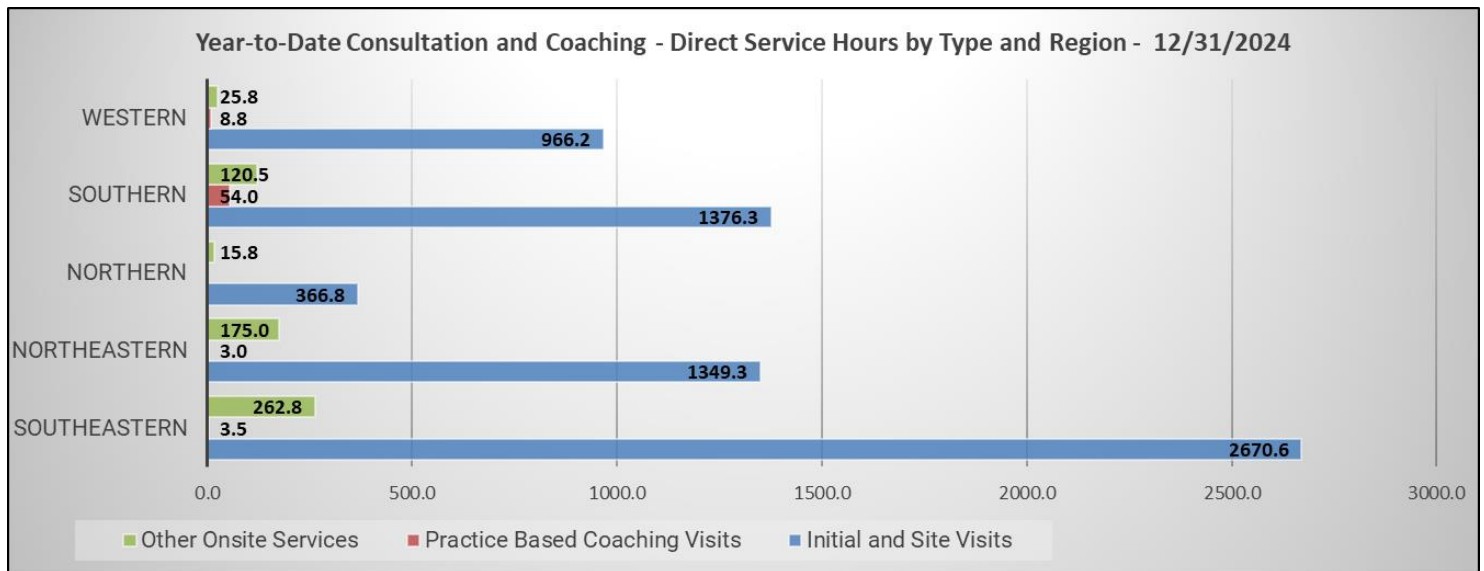
	uses age-appropriate learning plans	gathers information on children's experiences	experiences are adapted to each child's needs	uses a developmental screener	tracks children's growth and progress	most staff have social/emotional or inclusion training	staff have strengthening families training
Southeastern	91	38	57	56	28	88	157
Northeastern	62	41	51	37	23	45	75
Northern	15	10	7	12	3	17	33
Southern	50	24	31	38	13	91	102
Western	23	17	9	13	5	31	37
<b>Total</b>	<b>241</b>	<b>130</b>	<b>155</b>	<b>156</b>	<b>72</b>	<b>272</b>	<b>404</b>



Data as of 12/31/2024

★ **Onsite Services:**

YoungStar provides thousands of hours of direct consultation and coaching services every year to help early care programs with quality improvement across the state. Direct services include things like site visits, practice based coaching services, and formal rating verification visits. The number of hours provided year-to-date are shown in the chart below by type and region.




★ **YoungStar Data on Partnerships:**

Region	Standalone Head Starts	Standalone Head Starts with 4K Collaborations	Head Start Child Care Partners	4K Collaborations	YoungStar Providers
Southeastern	4	1	58	28	1,941
Northeastern	34	17	13	54	571
Northern	23	9	9	32	229
Southern	33	17	11	101	710
Western	36	12	6	49	455
<b>Statewide</b>	<b>130</b>	<b>56</b>	<b>97</b>	<b>264</b>	<b>3,906</b>

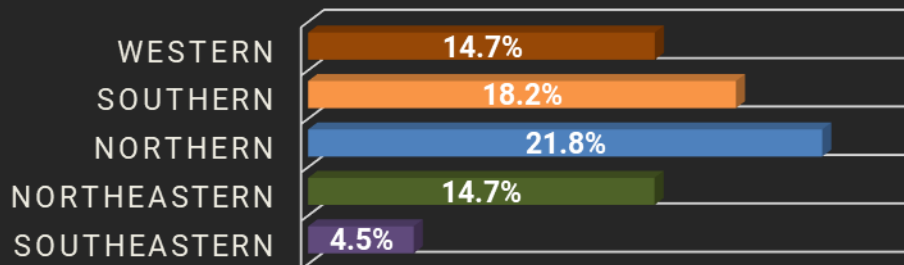
Data as of 12/31/2024

OFFICIAL PUBLIC COLLABORATION OF YOUNGSTAR PROVIDERS BY REGION AS OF 12/31/2024

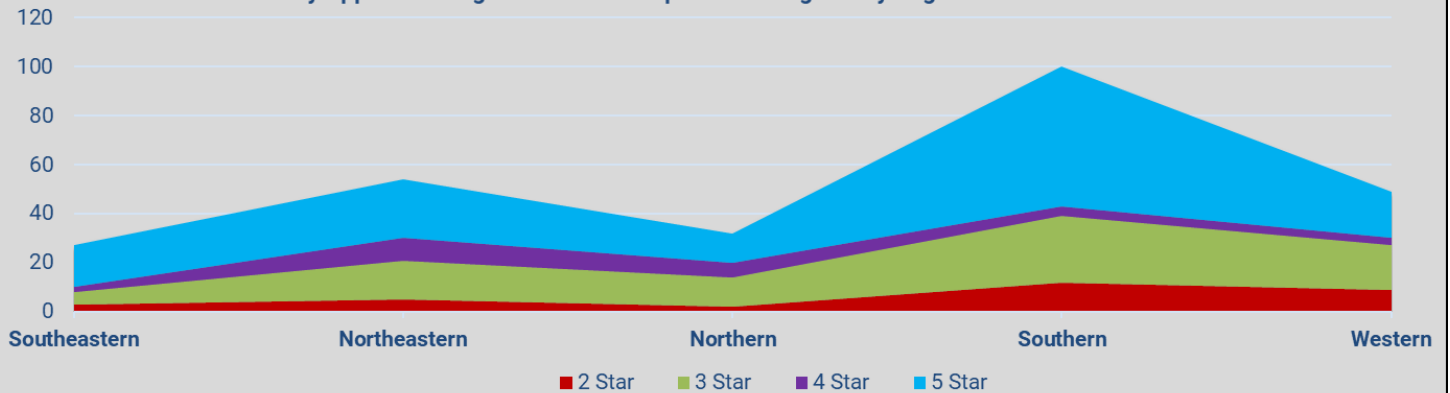
■ Standalone Head Starts ■ Standalone Head Starts with 4K Collaborations ■ Head Start Child Care Partners ■ 4K Collaborations



PERCENTAGE OF COLLABORATIONS BY REGION - 12/31/2024

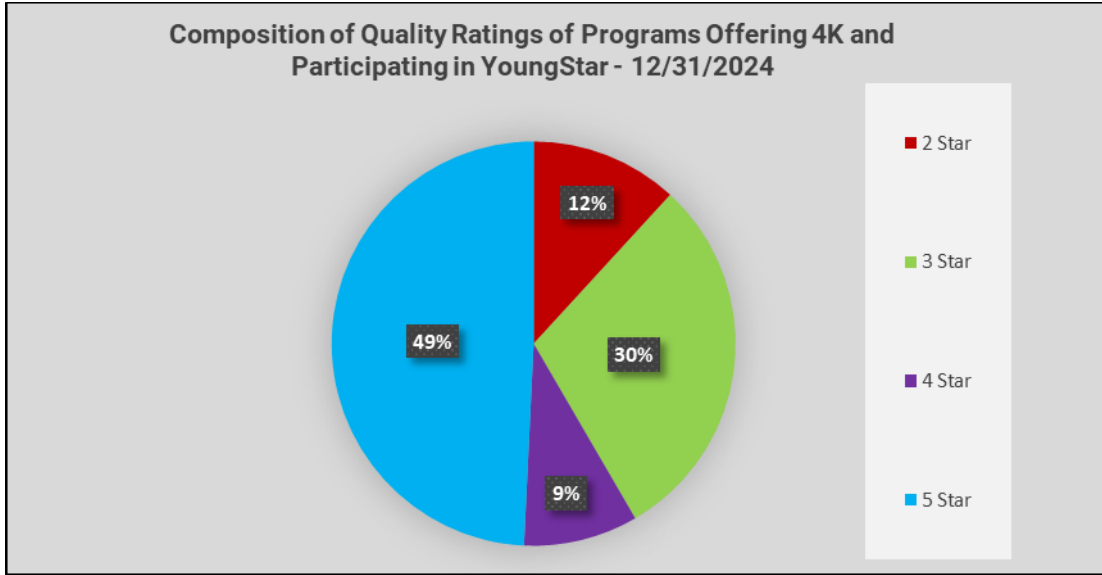


4K Community Approach Programs that Participate in YoungStar by Region and Star Level - 12/31/2024



Data as of 12/31/2024





The Head Start/4K Child Care Collaboration information is based on returned surveys and all programs may not be included.

Please see <https://dcf.wisconsin.gov/youngstar/program/impact> for more details.

Data as of 12/31/2024