

## Narrative of Monthly Report May 2024

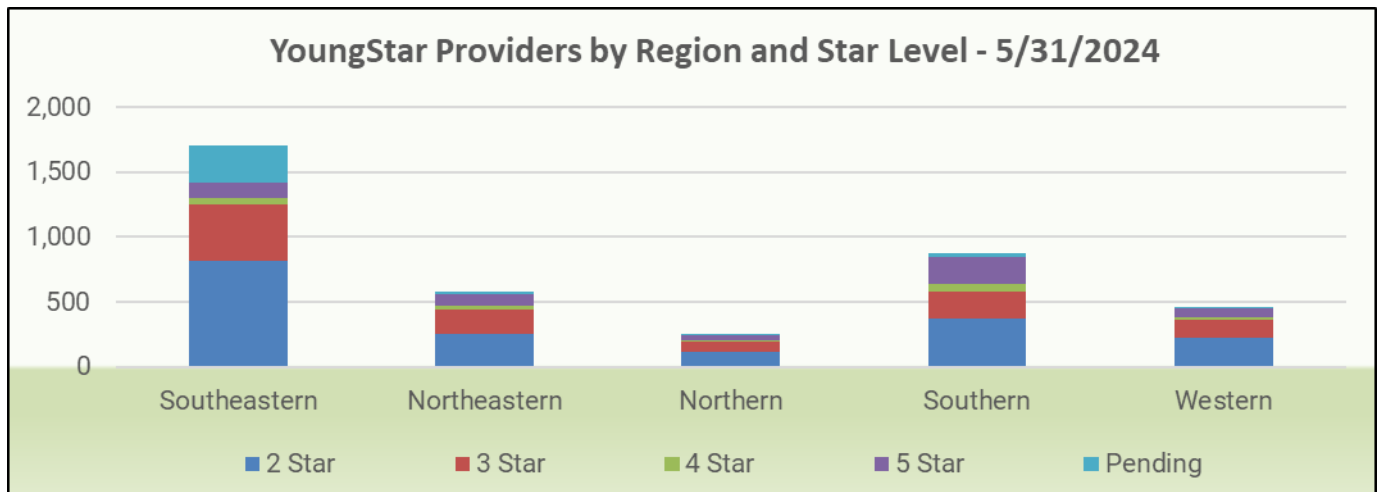
YoungStar has transitioned to a new service provider in 2023. There are now five YoungStar Regions instead of six. The Milwaukee and Kenosha/Racine Regions have been merged into the Southeastern Region. Waukesha County is now part of the Southeastern Region. These changes and adjustments are reflected in the data.

For the month of May, the following are notable YoungStar statistics.

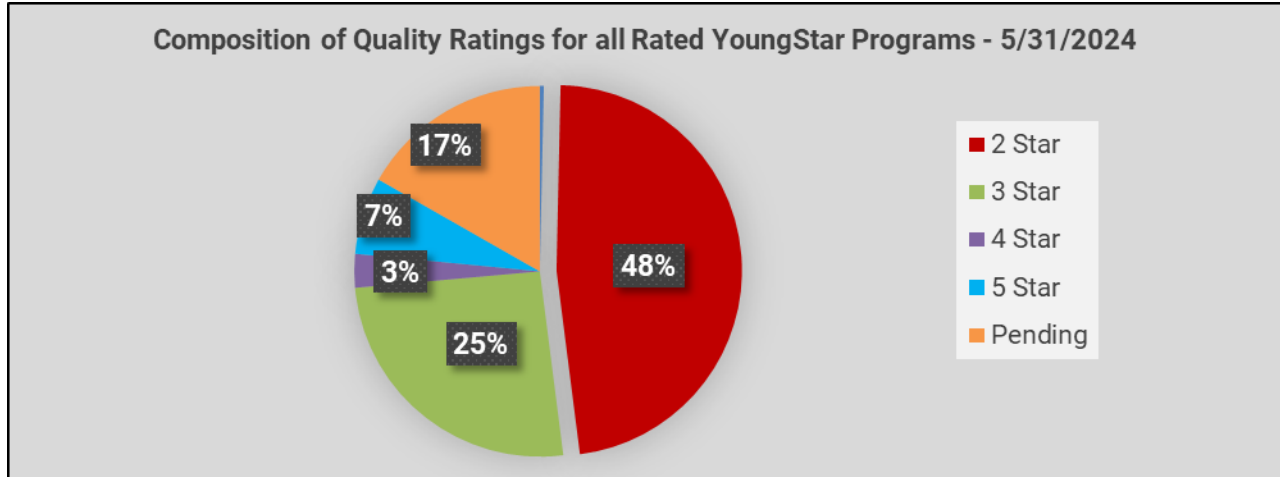
★ **Participation and Rating Composition:**

We currently have 3,872 programs participating in YoungStar. This is an increase of 19 programs as compared to last month. The chart and graph below show the rating composition by region for the current month.

	1 Star	2 Star	3 Star	4 Star	5 Star	Pending	TOTAL
<b>Southeastern</b>	6	813	437	50	115	286	1,707
<b>Northeastern</b>	0	253	185	32	90	17	577
<b>Northern</b>	1	114	81	13	31	10	250
<b>Southern</b>	2	375	208	59	205	25	874
<b>Western</b>	0	227	139	16	67	15	464
<b>Total</b>	9	1,782	1,050	170	508	353	3,872



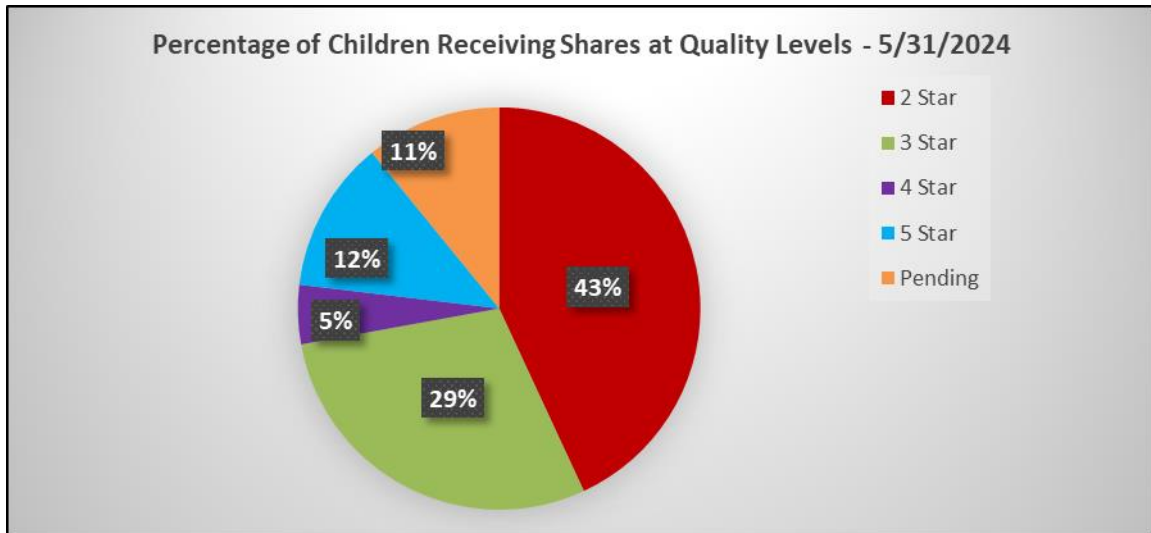
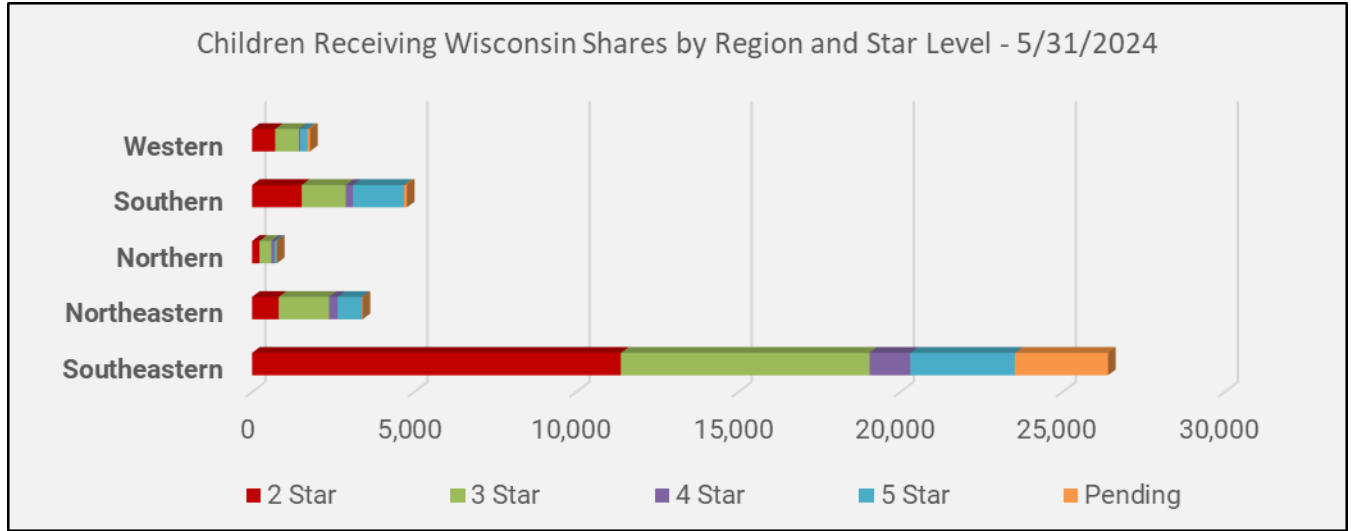
Data as of 5/31/2024



★ **Rating and Wisconsin Shares Data**

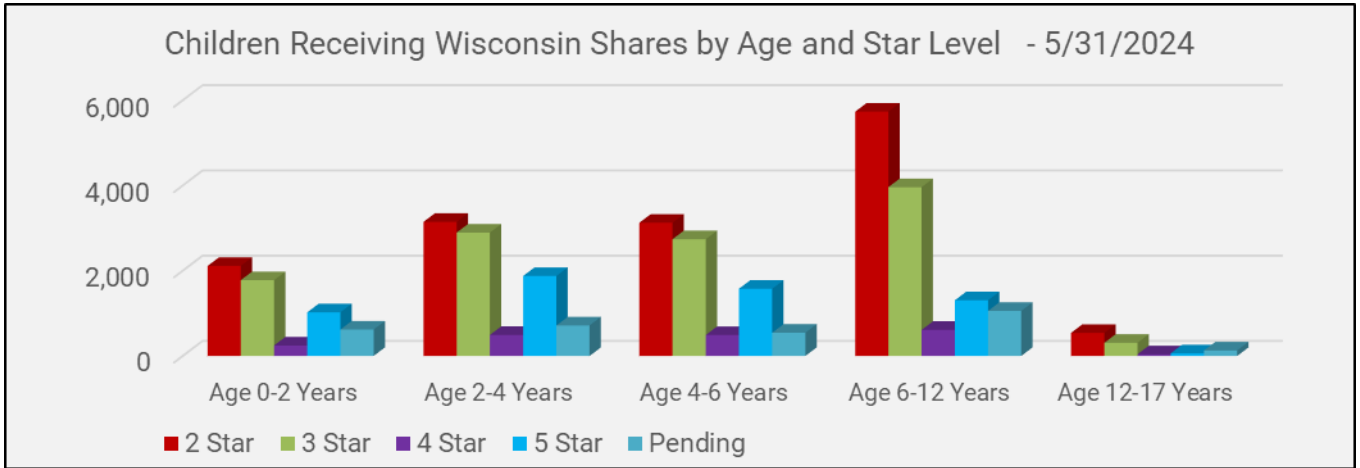
The total number of programs currently rated was 3,519. There were an additional 353 programs with pending ratings. There were 2,973 programs with open Wisconsin Shares authorizations when the data was run for this report. There were children receiving Wisconsin Shares as shown by region, age, and star level.

	2 Star	3 Star	4 Star	5 Star	Pending	Total
<b>Southeastern</b>	11,377	7,672	1,256	3,227	2,874	26,406
<b>Northeastern</b>	821	1,552	266	750	19	3,408
<b>Northern</b>	226	367	98	64	12	767
<b>Southern</b>	1,529	1,362	222	1,580	84	4,777
<b>Western</b>	709	732	42	226	79	1,788
<b>Total</b>	14,662	11,685	1,884	5,847	3,068	37,146



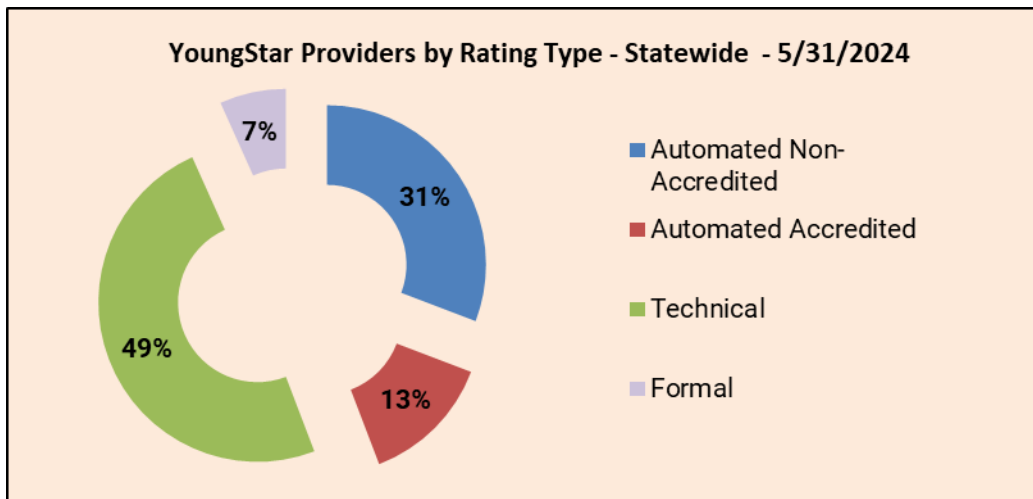
Data as of 5/31/2024

	2 Star	3 Star	4 Star	5 Star	Pending	Total
<b>Age 0-2 Years</b>	2,114	1,779	246	1,025	620	5,784
<b>Age 2-4 Years</b>	3,147	2,895	493	1,877	716	9,128
<b>Age 4-6 Years</b>	3,126	2,740	492	1,577	546	8,481
<b>Age 6-12 Years</b>	5,734	3,961	613	1,306	1,057	12,671
<b>Age 12-17 Years</b>	541	309	40	62	129	1,081
<b>Total</b>	14,662	11,685	1,884	5,847	3,068	37,146



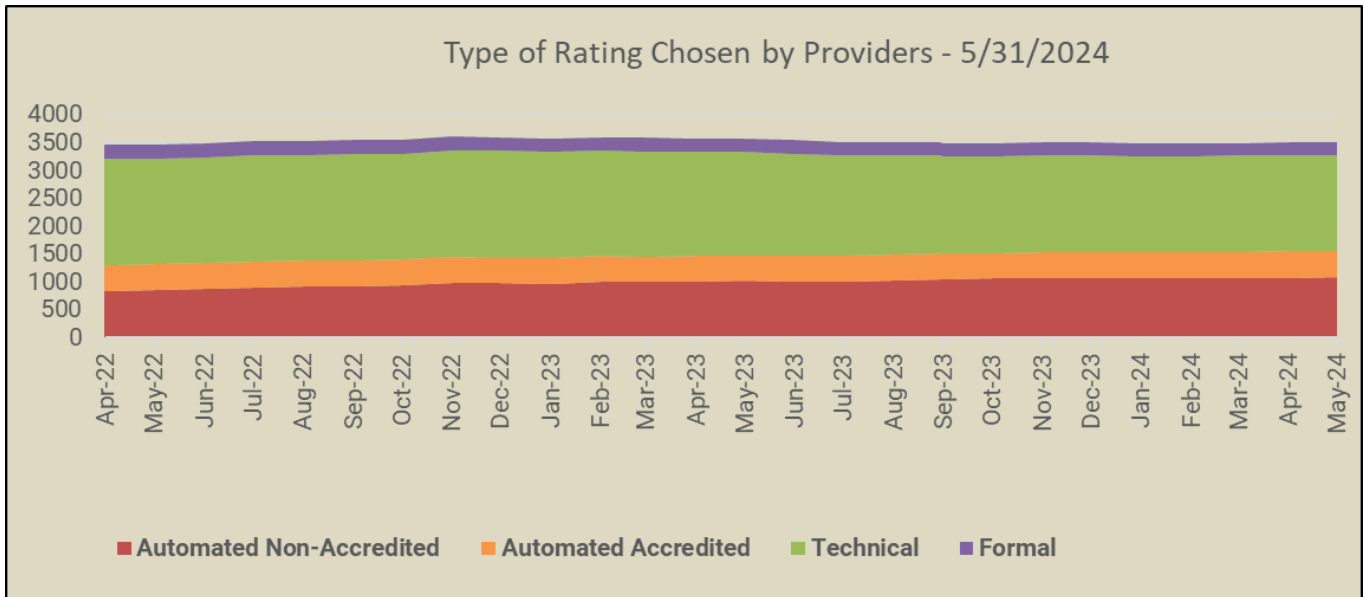
★ **Rating History and Composition:**

The composition of currently rated programs is shown below.

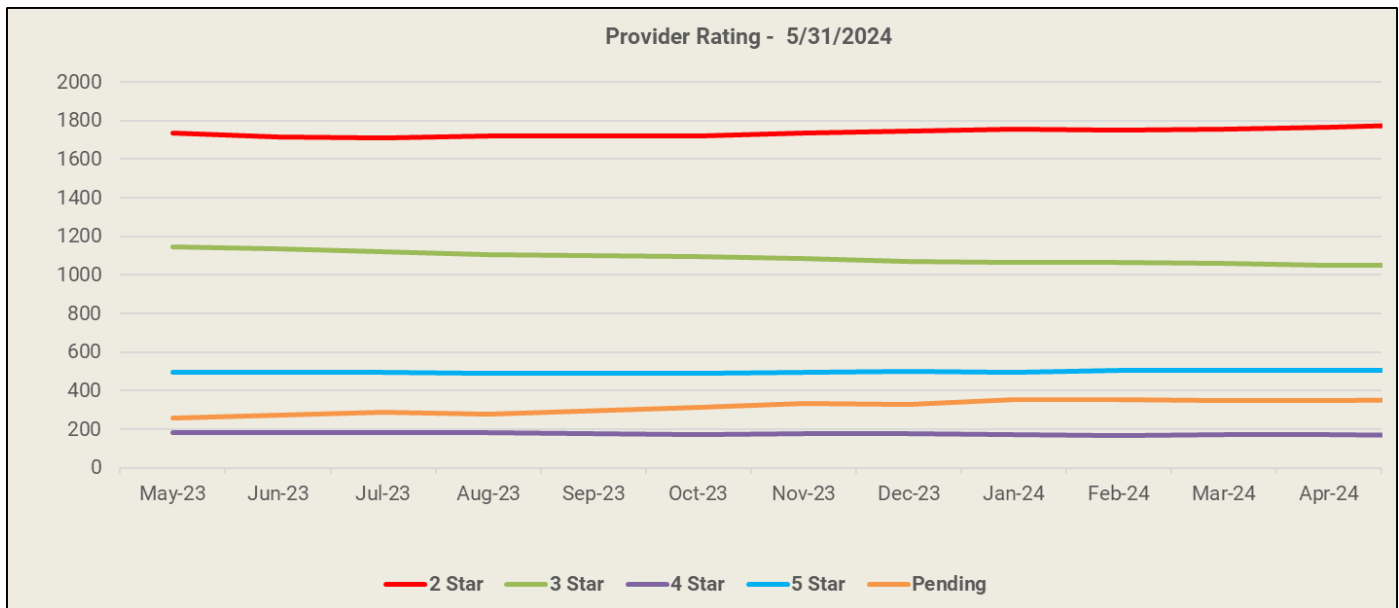


Data as of 5/31/2024

The graph below shows the movement in rating type chosen by providers over the past two years.



The graph below shows movement in rating levels for providers over the past year.

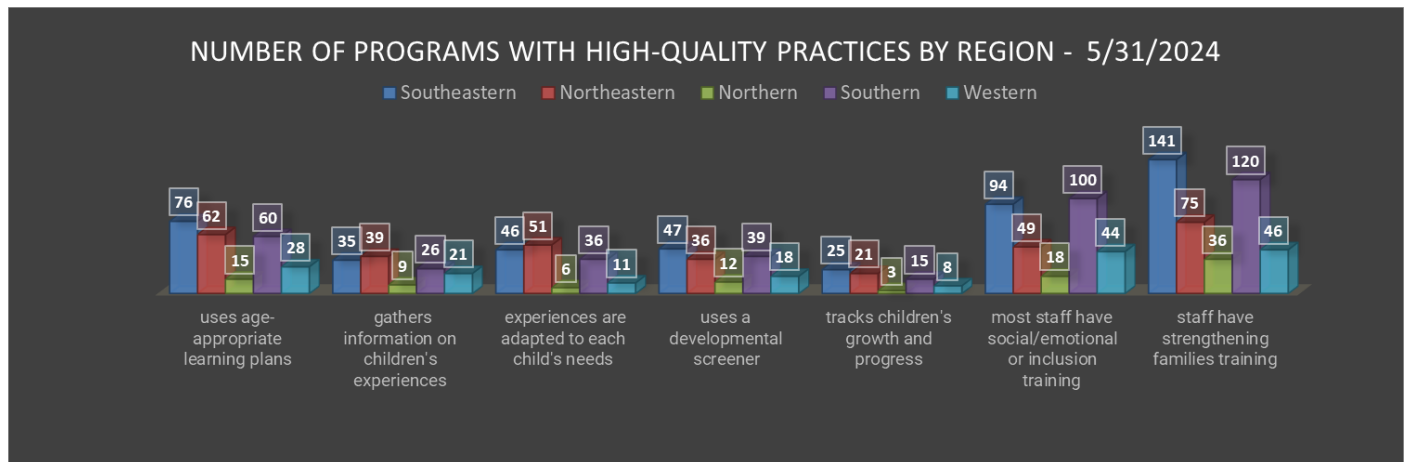


Data as of 5/31/2024

★ **High-Quality Practices:**

As part of the YoungStar evaluation process, programs can be evaluated for having key high-quality practices. The number of programs with high-quality practices is shown below by region.

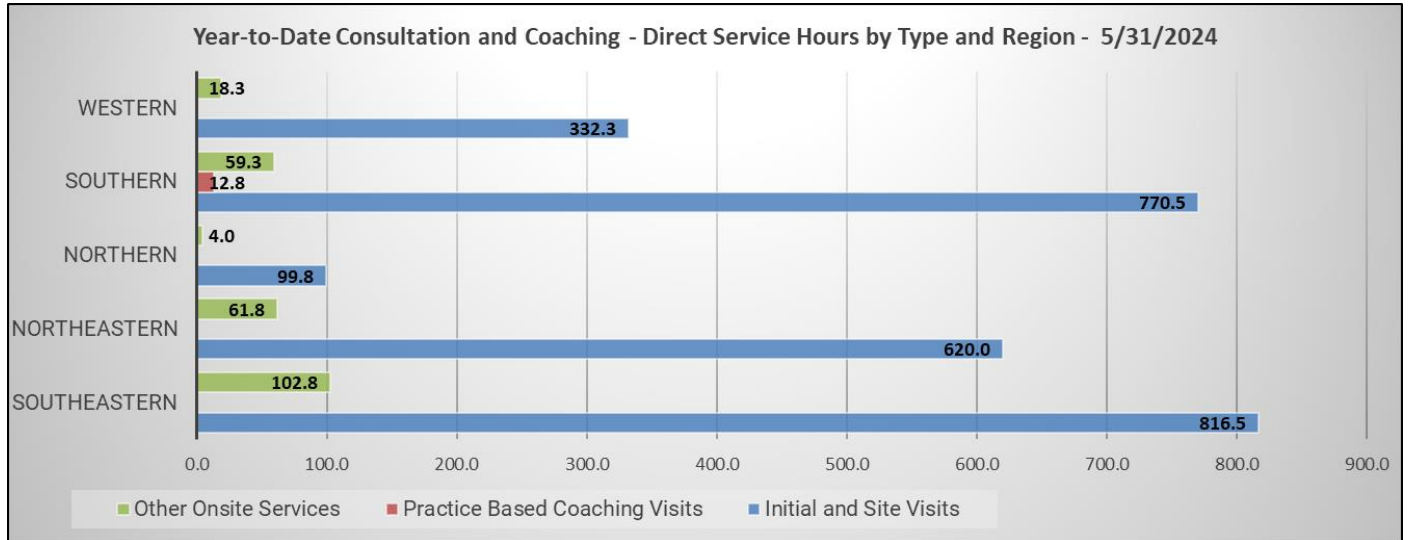
	uses age-appropriate learning plans	gathers information on children's experiences	experiences are adapted to each child's needs	uses a developmental screener	tracks children's growth and progress	most staff have social/emotional or inclusion training	staff have strengthening families training
Southeastern	76	35	46	47	25	94	141
Northeastern	62	39	51	36	21	49	75
Northern	15	9	6	12	3	18	36
Southern	60	26	36	39	15	100	120
Western	28	21	11	18	8	44	46
<b>Total</b>	<b>241</b>	<b>130</b>	<b>150</b>	<b>152</b>	<b>72</b>	<b>305</b>	<b>418</b>



Data as of 5/31/2024

★ **Onsite Services:**

YoungStar provides thousands of hours of direct consultation and coaching services every year to help early care programs with quality improvement across the state. Direct services include things like site visits, practice based coaching services, and formal rating verification visits. The number of hours provided year-to-date are shown in the chart below by type and region.



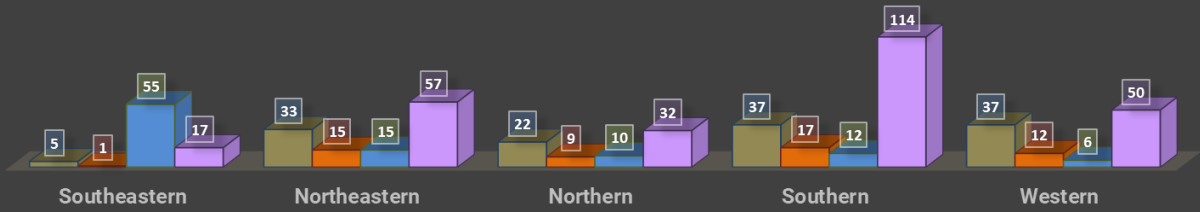
★ **YoungStar Data on Partnerships:**

Region	Standalone Head Starts	Standalone Head Starts with 4K Collaborations	Head Start Child Care Partners	4K Collaborations	YoungStar Providers
Southeastern	5	1	55	17	1707
Northeastern	33	15	15	57	577
Northern	22	9	10	32	250
Southern	37	17	12	114	874
Western	37	12	6	50	464
<b>Statewide</b>	<b>134</b>	<b>54</b>	<b>98</b>	<b>270</b>	<b>3872</b>

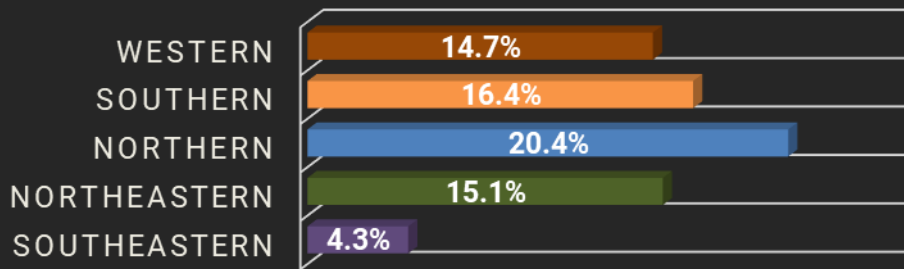
Data as of 5/31/2024

OFFICIAL PUBLIC COLLABORATION OF YOUNGSTAR PROVIDERS BY REGION AS OF 5/31/2024

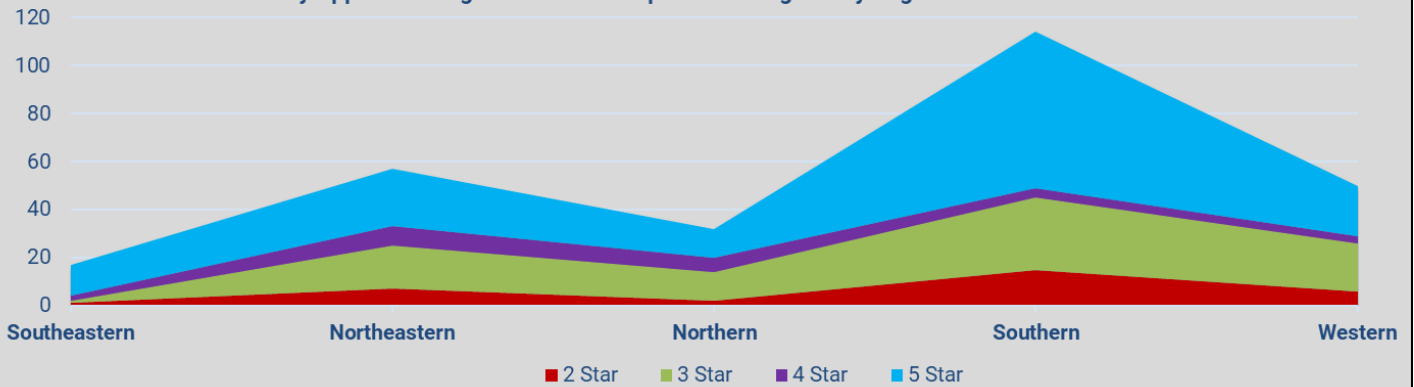
■ Standalone Head Starts ■ Standalone Head Starts with 4K Collaborations ■ Head Start Child Care Partners ■ 4K Collaborations



PERCENTAGE OF COLLABORATIONS BY REGION - 5/31/2024

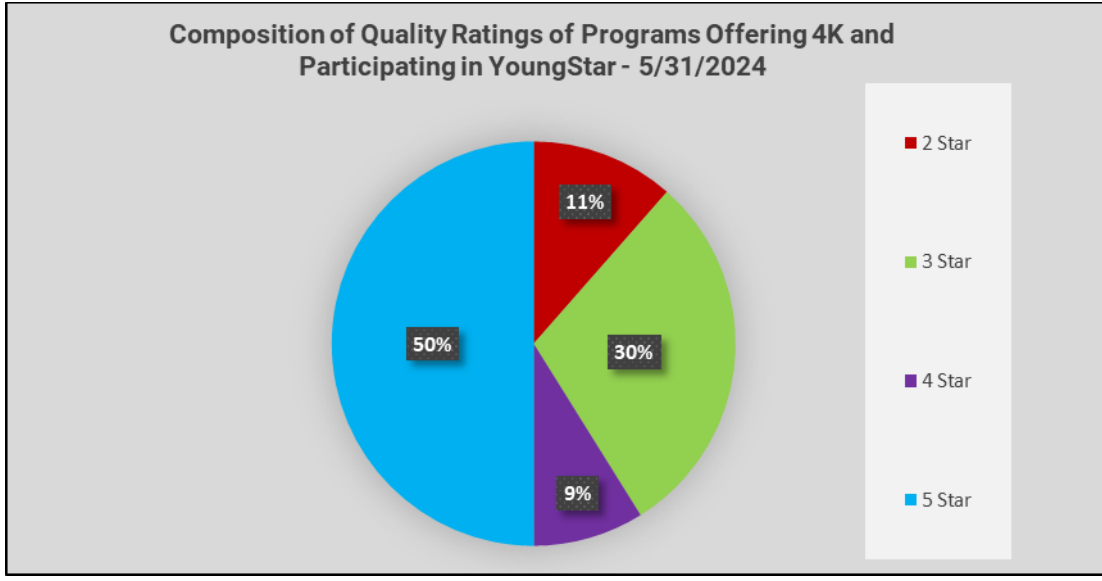


4K Community Approach Programs that Participate in YoungStar by Region and Star Level - 5/31/2024



Data as of 5/31/2024





The Head Start/4K Child Care Collaboration information is based on returned surveys and all programs may not be included.

Please see <https://dcf.wisconsin.gov/youngstar/program/impact> for more details.

Data as of 5/31/2024