

## Narrative of Monthly Report June 2024

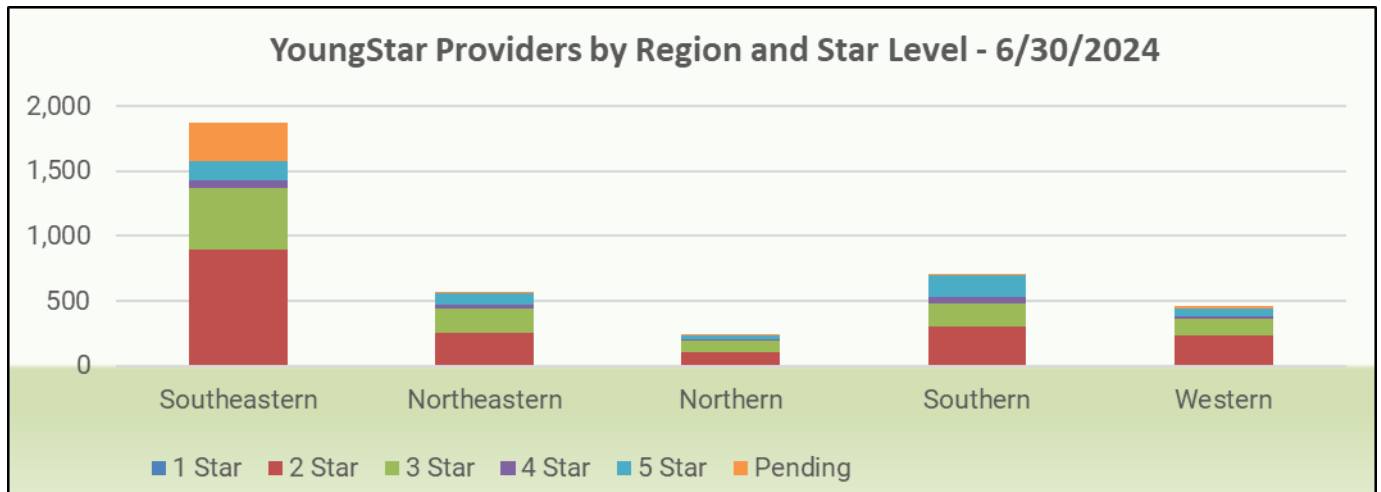
YoungStar has transitioned to a new service provider in 2023. There are now five YoungStar Regions instead of six. The Milwaukee and Kenosha/Racine Regions have been merged into the Southeastern Region. Waukesha County is now part of the Southeastern Region. These changes and adjustments are reflected in the data.

For the month of June, the following are notable YoungStar statistics.

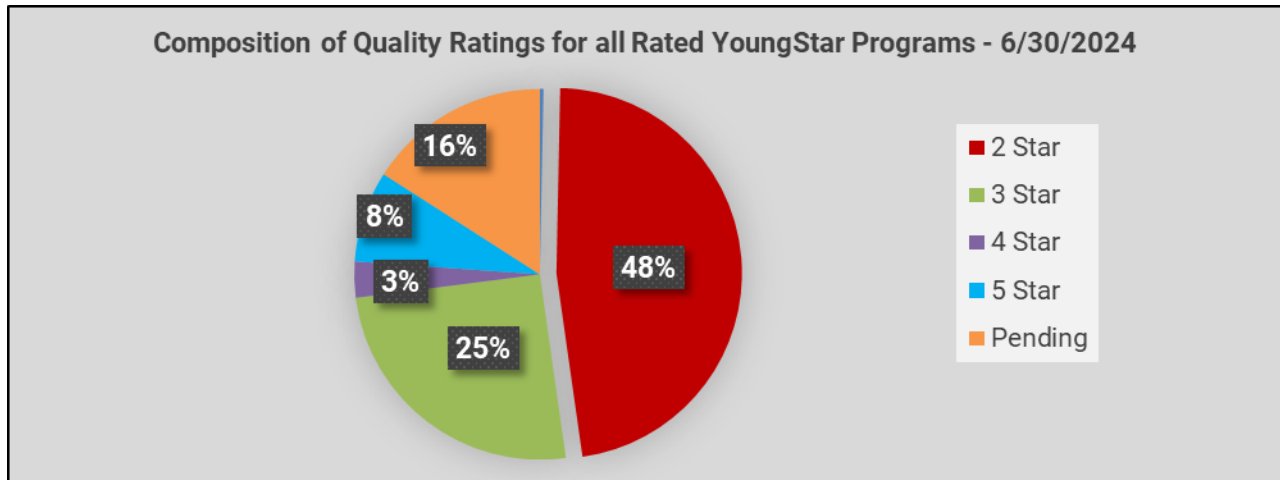
★ **Participation and Rating Composition:**

We currently have 3,872 programs participating in YoungStar. This is a decrease of 16 programs as compared to last month. The chart and graph below show the rating composition by region for the current month.

	1 Star	2 Star	3 Star	4 Star	5 Star	Pending	TOTAL
<b>Southeastern</b>	6	888	472	59	149	298	1,872
<b>Northeastern</b>	0	257	183	32	90	11	573
<b>Northern</b>	2	104	85	13	30	9	243
<b>Southern</b>	0	304	175	52	169	8	708
<b>Western</b>	0	229	135	16	64	16	460
<b>Total</b>	8	1,782	1,050	172	502	342	3,856



Data as of 6/30/2024

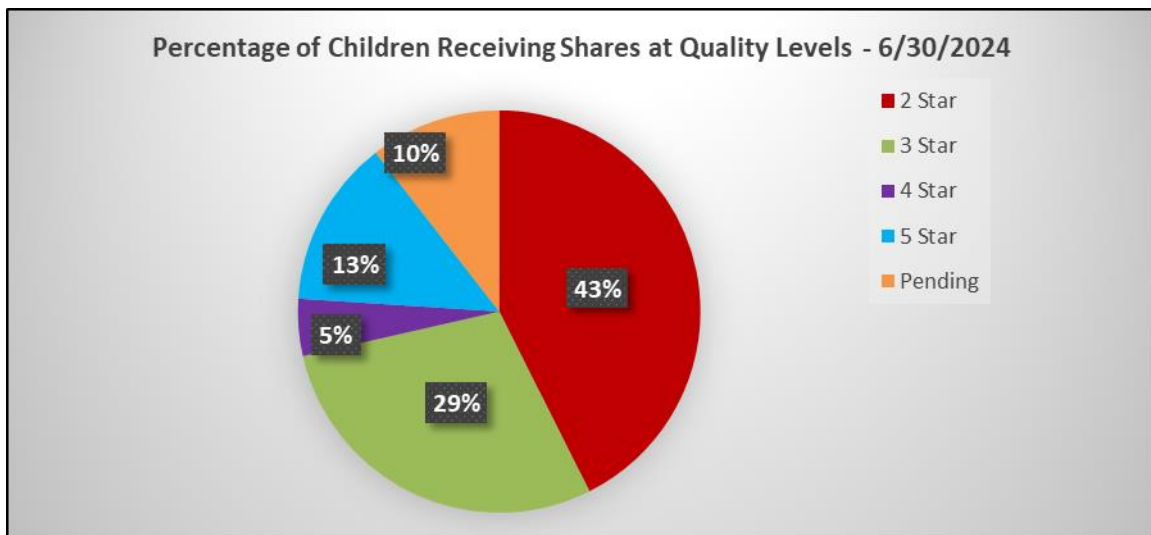
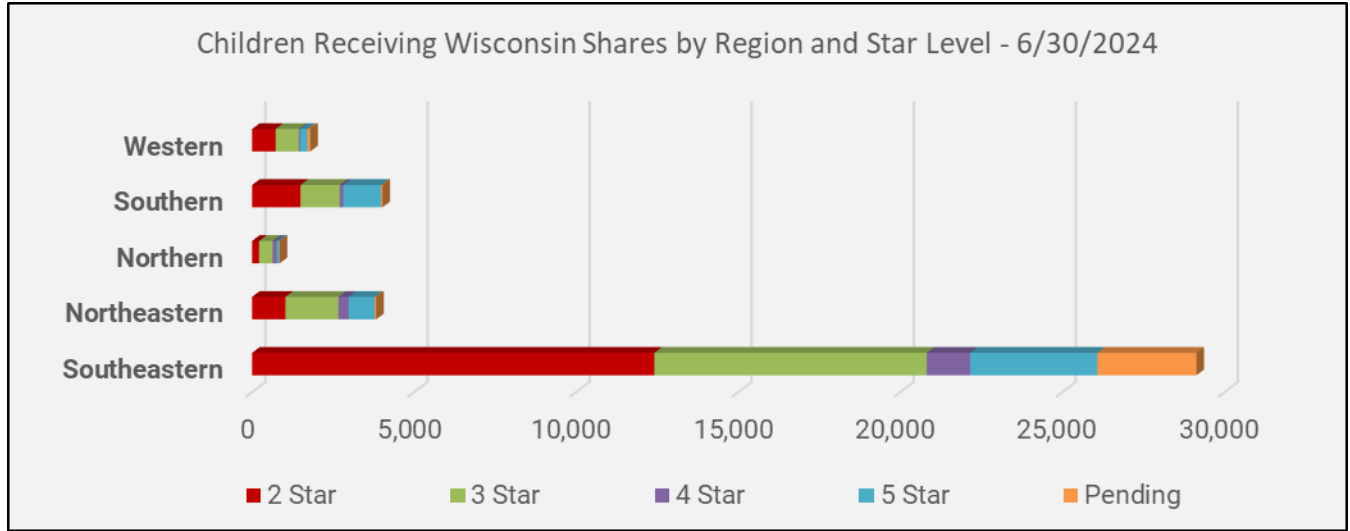


★ **Rating and Wisconsin Shares Data**

The total number of programs currently rated was 3,514. There were an additional 342 programs with pending ratings. There were 2,981 programs with open Wisconsin Shares authorizations when the data was run for this report. There were children receiving Wisconsin Shares as shown by region, age, and star level.

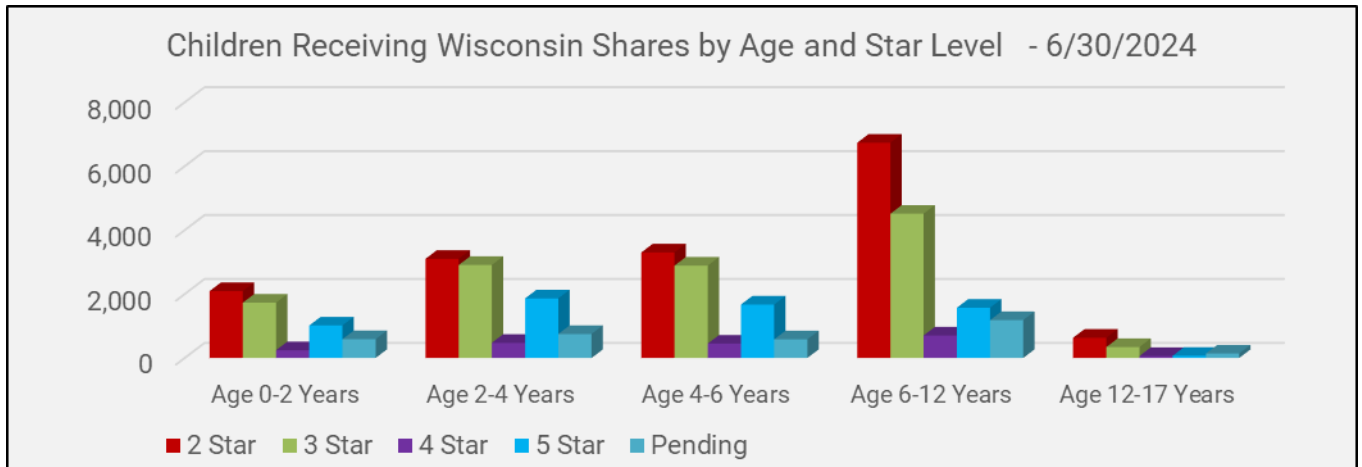
	2 Star	3 Star	4 Star	5 Star	Pending	Total
<b>Southeastern</b>	12,409	8,404	1,335	3,925	3,061	29,134
<b>Northeastern</b>	1,026	1,636	318	803	46	3,829
<b>Northern</b>	214	420	126	77	13	850
<b>Southern</b>	1,493	1,211	112	1,163	41	4,020
<b>Western</b>	724	719	41	226	85	1,795
<b>Total</b>	15,866	12,390	1,932	6,194	3,246	39,628

Data as of 6/30/2024



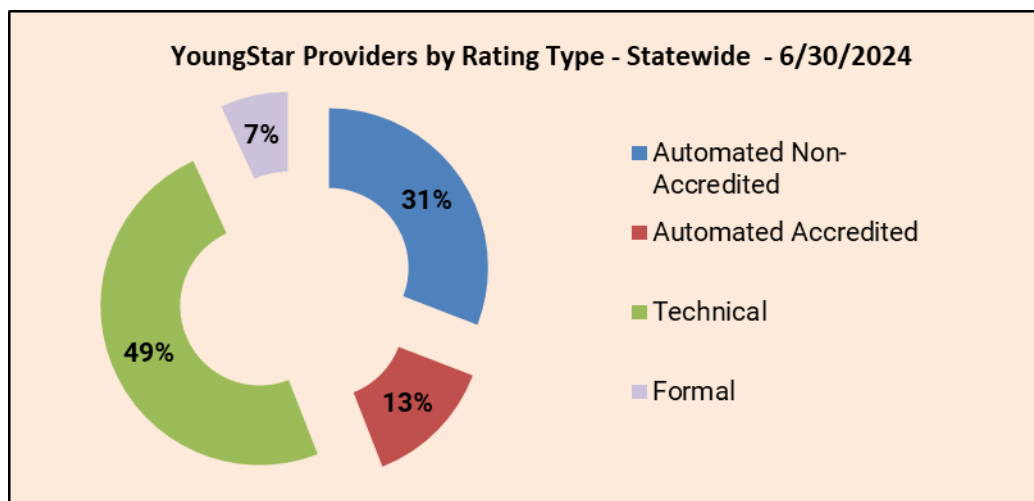
Data as of 6/30/2024

	2 Star	3 Star	4 Star	5 Star	Pending	Total
<b>Age 0-2 Years</b>	2,092	1,731	244	1,017	590	5,674
<b>Age 2-4 Years</b>	3,104	2,910	474	1,864	750	9,102
<b>Age 4-6 Years</b>	3,301	2,892	450	1,673	582	8,898
<b>Age 6-12 Years</b>	6,735	4,514	702	1,571	1,185	14,707
<b>Age 12-17 Years</b>	634	342	62	69	139	1,246
<b>Total</b>	15,866	12,390	1,932	6,194	3,246	39,628



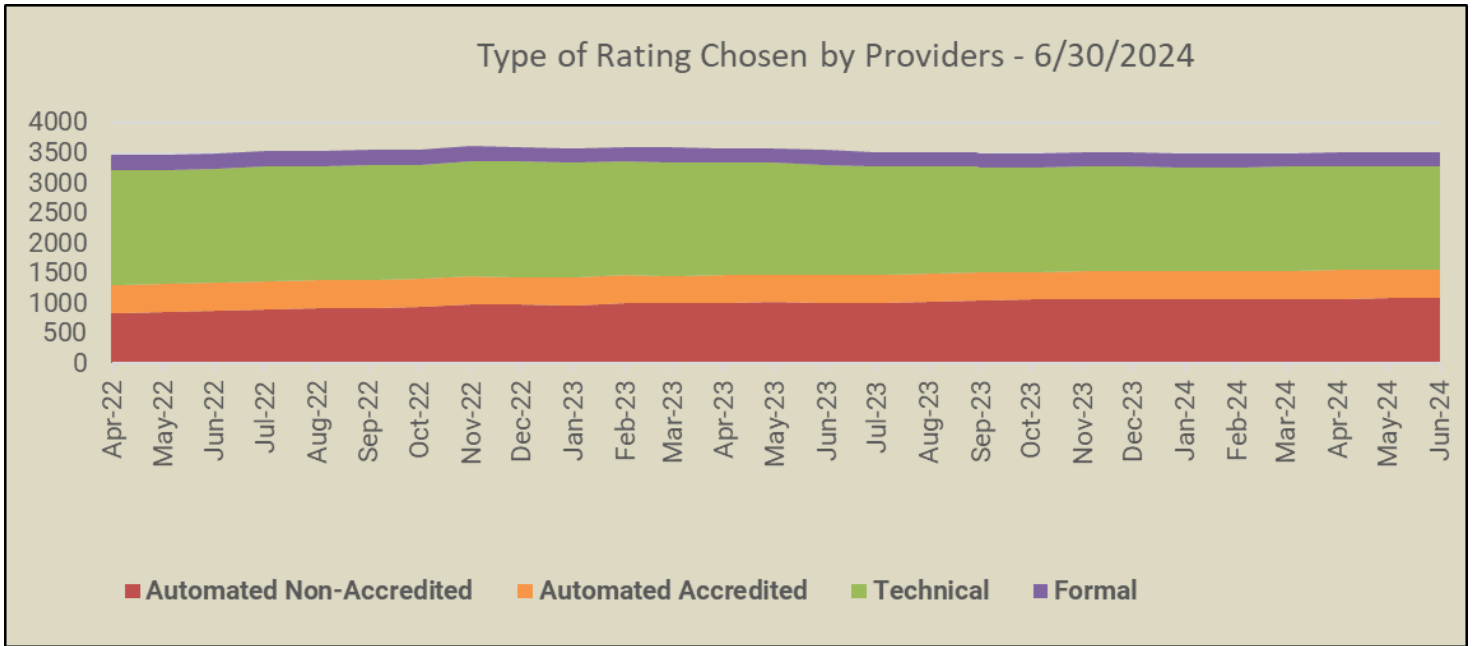
★ **Rating History and Composition:**

The composition of currently rated programs is shown below.

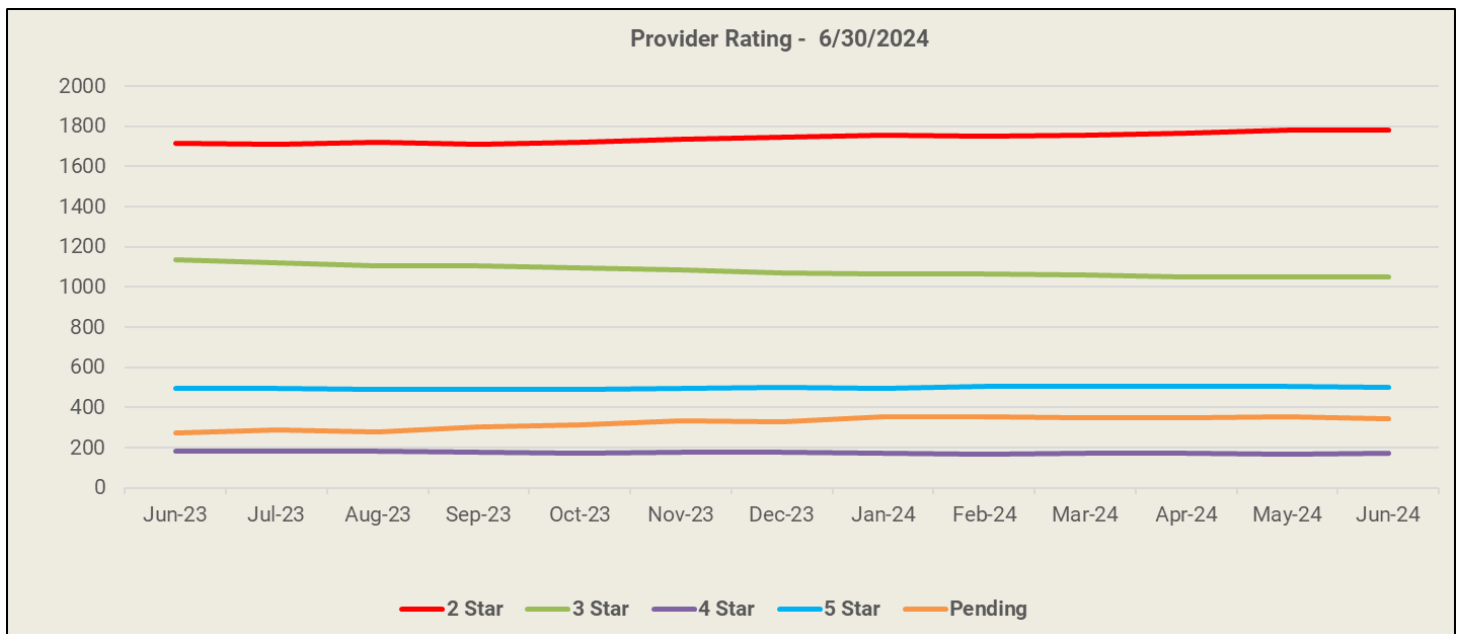


Data as of 6/30/2024

The graph below shows the movement in rating type chosen by providers over the past two years.



The graph below shows movement in rating levels for providers over the past year.

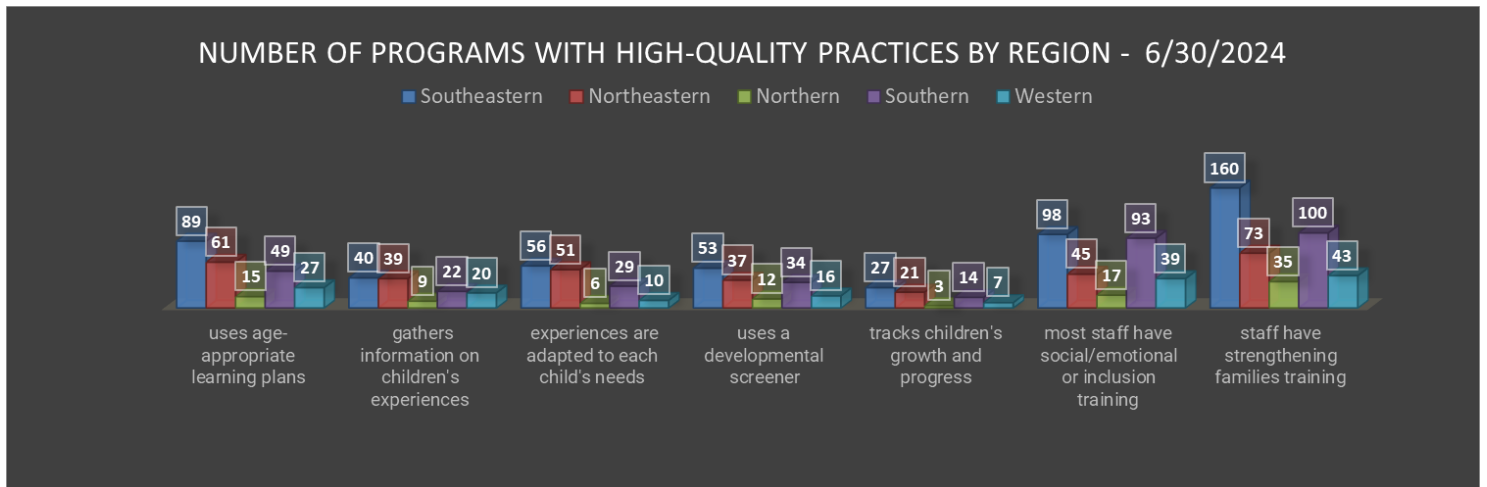


Data as of 6/30/2024

★ **High-Quality Practices:**

As part of the YoungStar evaluation process, programs can be evaluated for having key high-quality practices. The number of programs with high-quality practices is shown below by region.

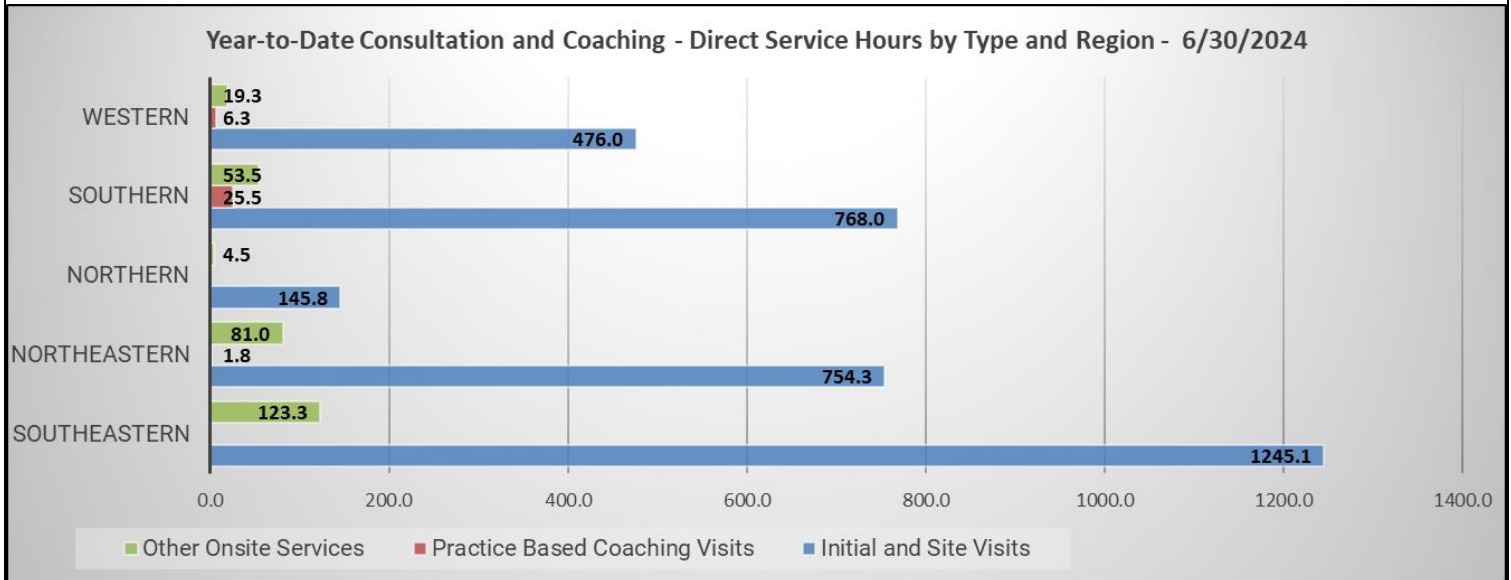
	uses age-appropriate learning plans	gathers information on children's experiences	experiences are adapted to each child's needs	uses a developmental screener	tracks children's growth and progress	most staff have social/emotional or inclusion training	staff have strengthening families training
Southeastern	89	40	56	53	27	98	160
Northeastern	61	39	51	37	21	45	73
Northern	15	9	6	12	3	17	35
Southern	49	22	29	34	14	93	100
Western	27	20	10	16	7	39	43
<b>Total</b>	<b>241</b>	<b>130</b>	<b>152</b>	<b>152</b>	<b>72</b>	<b>292</b>	<b>411</b>



Data as of 6/30/2024

★ **Onsite Services:**

YoungStar provides thousands of hours of direct consultation and coaching services every year to help early care programs with quality improvement across the state. Direct services include things like site visits, practice based coaching services, and formal rating verification visits. The number of hours provided year-to-date are shown in the chart below by type and region.




★ **YoungStar Data on Partnerships:**

Region	Standalone Head Starts	Standalone Head Starts with 4K Collaborations	Head Start Child Care Partners	4K Collaborations	YoungStar Providers
Southeastern	6	1	54	28	1,872
Northeastern	33	15	15	57	573
Northern	21	9	10	32	243
Southern	34	16	11	101	708
Western	36	12	6	49	460
<b>Statewide</b>	<b>130</b>	<b>53</b>	<b>96</b>	<b>267</b>	<b>3,856</b>

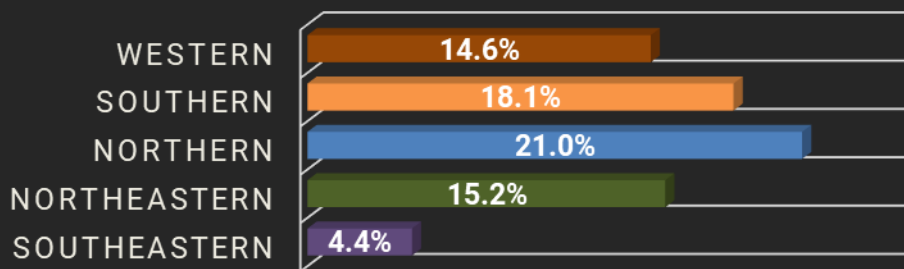
Data as of 6/30/2024

OFFICIAL PUBLIC COLLABORATION OF YOUNGSTAR PROVIDERS BY REGION AS OF 6/30/2024

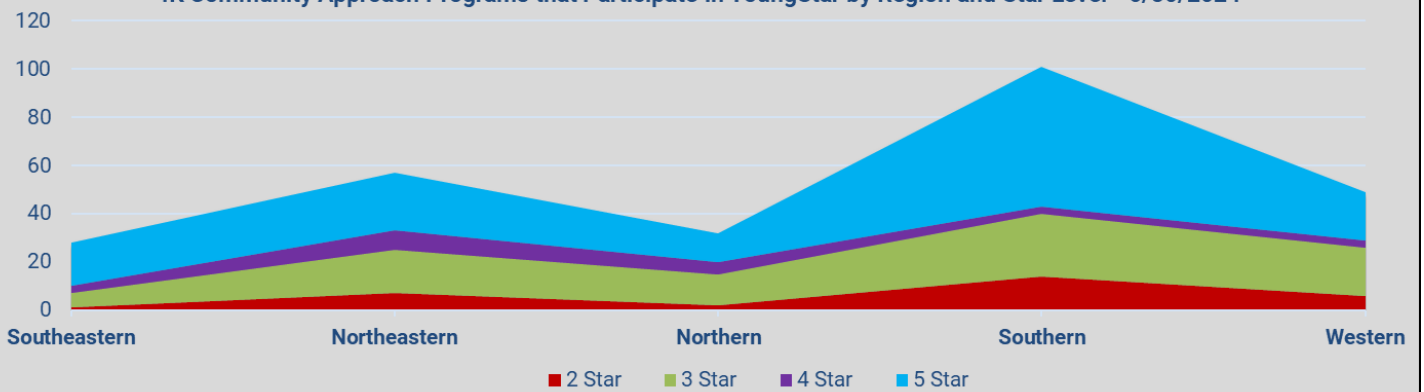
■ Standalone Head Starts ■ Standalone Head Starts with 4K Collaborations ■ Head Start Child Care Partners ■ 4K Collaborations



PERCENTAGE OF COLLABORATIONS BY REGION - 6/30/2024

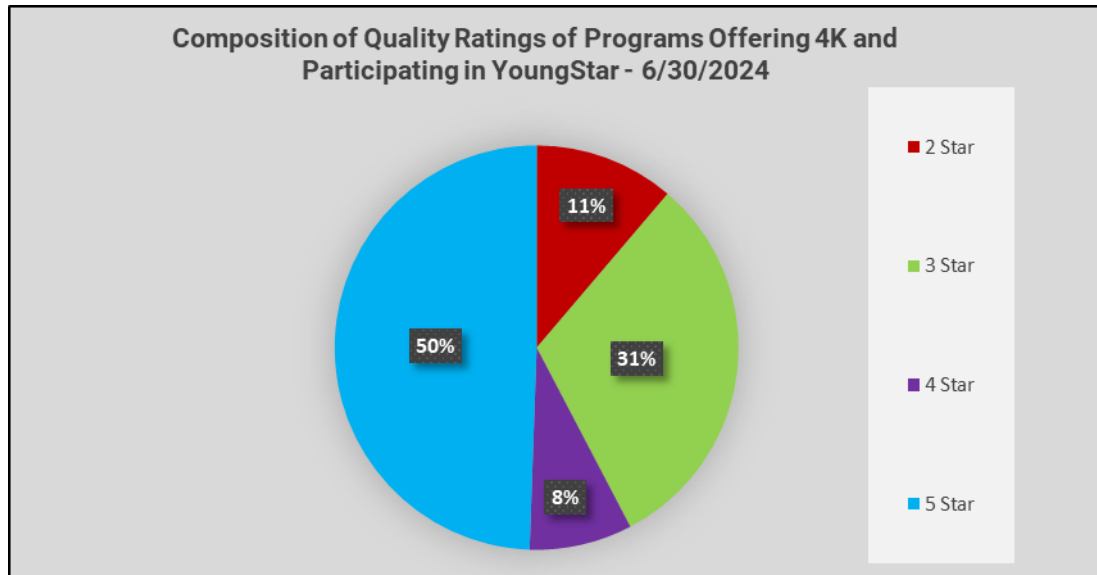


4K Community Approach Programs that Participate in YoungStar by Region and Star Level - 6/30/2024



Data as of 6/30/2024





The Head Start/4K Child Care Collaboration information is based on returned surveys and all programs may not be included.

Please see <https://dcf.wisconsin.gov/youngstar/program/impact> for more details.

Data as of 6/30/2024