

Narrative of Monthly Report July 2024

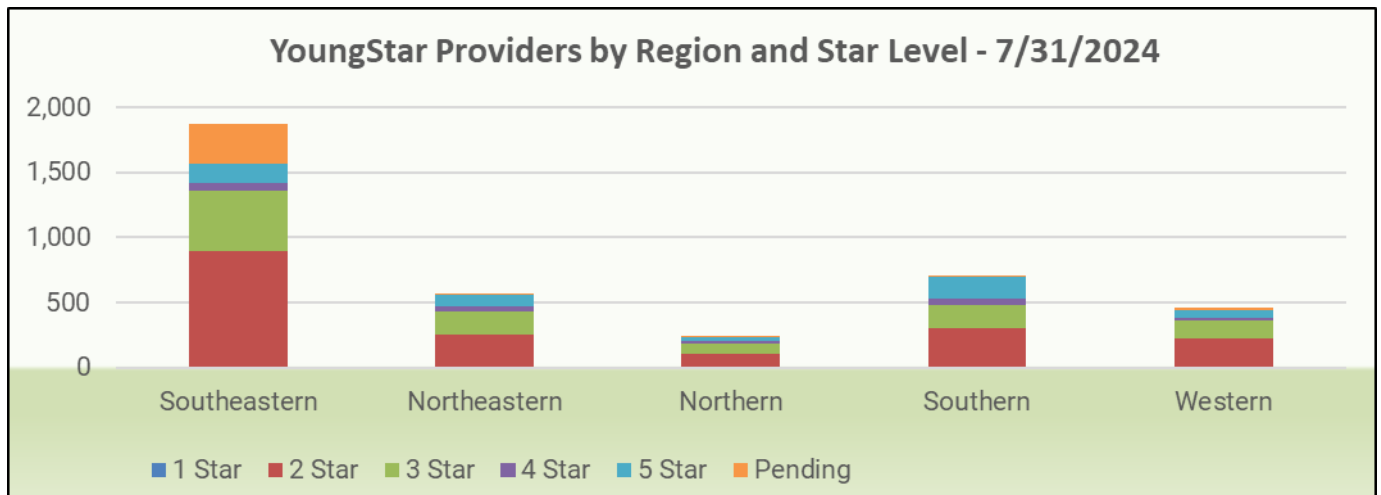
YoungStar has transitioned to a new service provider in 2023. There are now five YoungStar Regions instead of six. The Milwaukee and Kenosha/Racine Regions have been merged into the Southeastern Region. Waukesha County is now part of the Southeastern Region. These changes and adjustments are reflected in the data.

For the month of July, the following are notable YoungStar statistics.

★ **Participation and Rating Composition:**

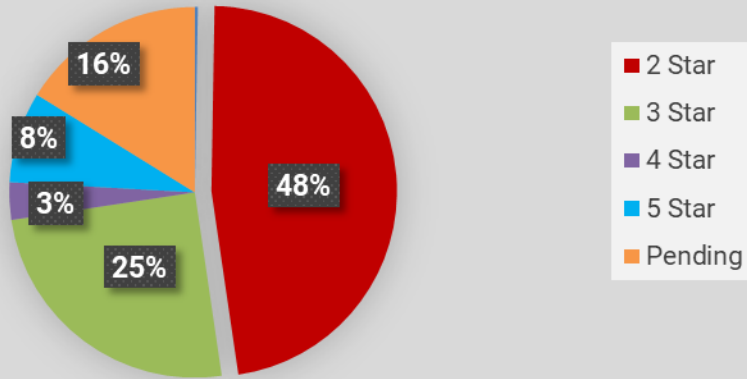
We currently have 3,854 programs participating in YoungStar. This is a decrease of 2 programs as compared to last month. The chart and graph below show the rating composition by region for the current month.

	1 Star	2 Star	3 Star	4 Star	5 Star	Pending	TOTAL
Southeastern	5	888	467	61	149	303	1,873
Northeastern	0	257	178	31	90	15	571
Northern	2	102	85	13	30	10	242
Southern	0	306	172	54	167	9	708
Western	0	227	137	16	65	15	460
Total	7	1,780	1,039	175	501	352	3,854



Data as of 7/31/2024

Composition of Quality Ratings for all Rated YoungStar Programs - 7/31/2024

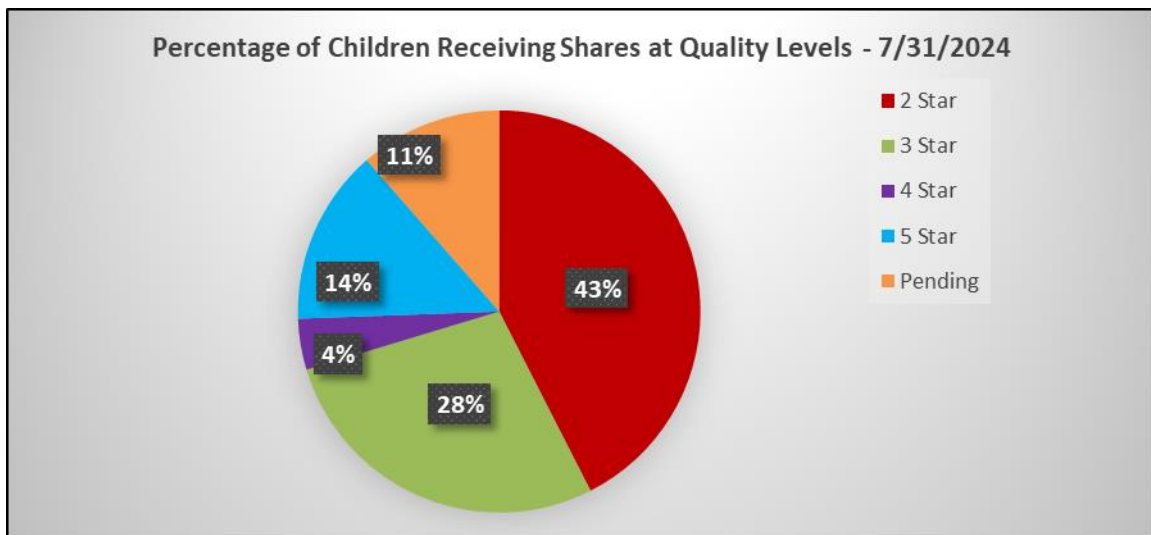
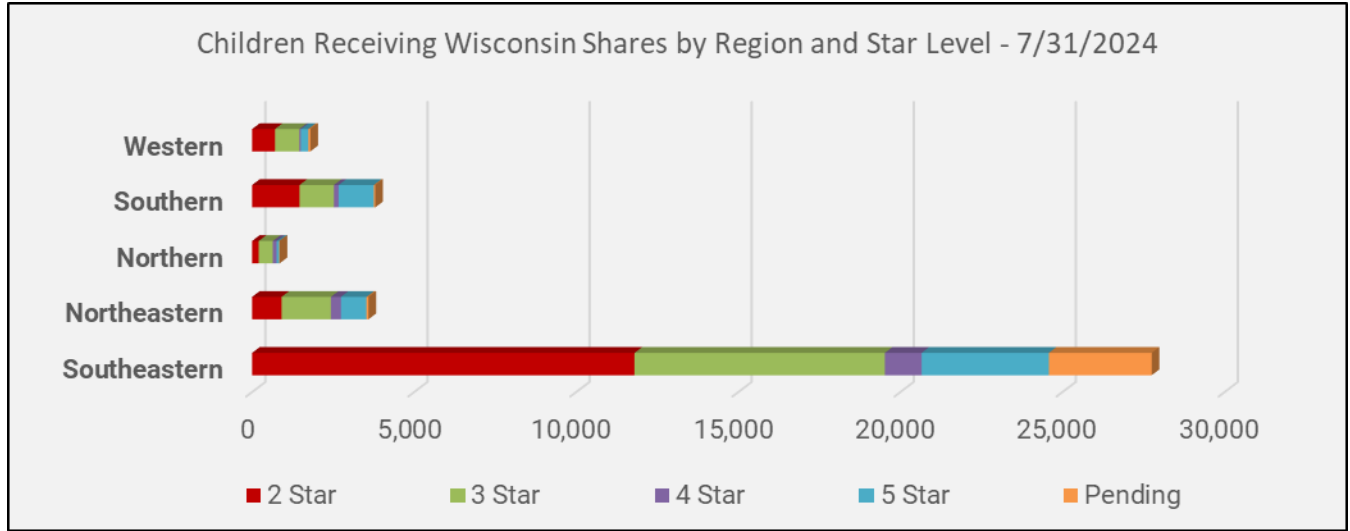


★ **Rating and Wisconsin Shares Data**

The total number of programs currently rated was 3,502. There were an additional 352 programs with pending ratings. There were 2,806 programs with open Wisconsin Shares authorizations when the data was run for this report. There were children receiving Wisconsin Shares as shown by region, age, and star level.

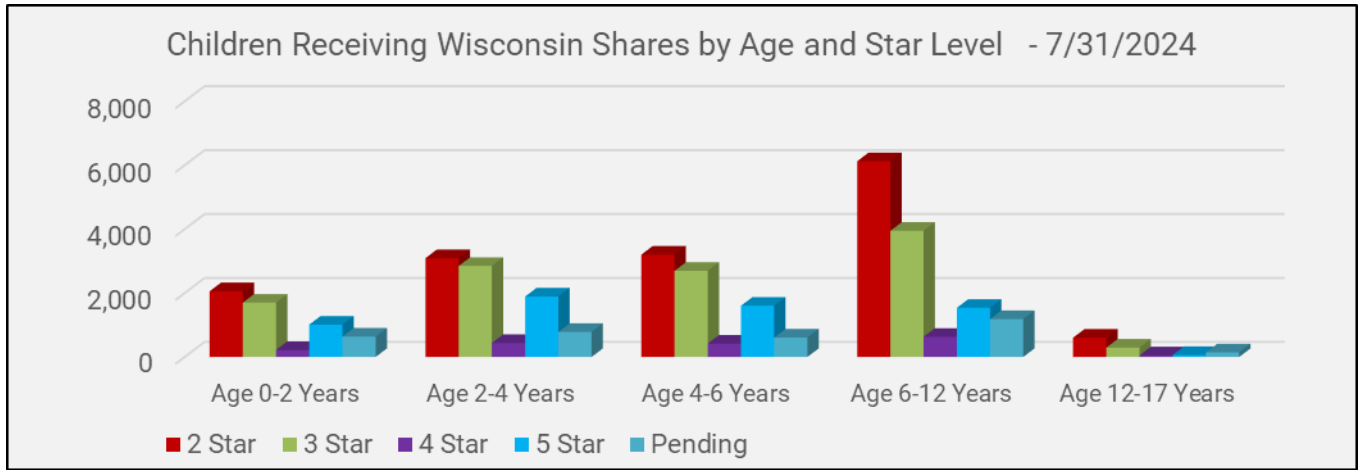
	2 Star	3 Star	4 Star	5 Star	Pending	Total
Southeastern	11,796	7,722	1,139	3,923	3,174	27,754
Northeastern	910	1,518	311	790	62	3,591
Northern	202	437	119	77	14	849
Southern	1,463	1,062	140	1,089	45	3,799
Western	708	749	47	228	68	1,800
Total	15,079	11,488	1,756	6,107	3,363	37,793

Data as of 7/31/2024



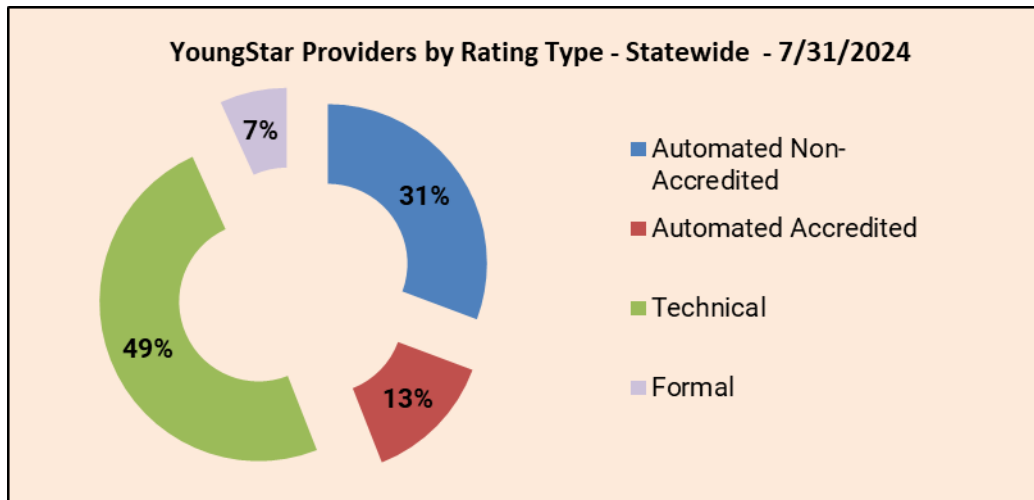
Data as of 7/31/2024

	2 Star	3 Star	4 Star	5 Star	Pending	Total
Age 0-2 Years	2,057	1,700	219	1,010	639	5,625
Age 2-4 Years	3,094	2,849	438	1,892	785	9,058
Age 4-6 Years	3,201	2,695	418	1,604	609	8,527
Age 6-12 Years	6,124	3,950	631	1,539	1,186	13,430
Age 12-17 Years	603	293	50	62	144	1,152
Total	15,079	11,488	1,756	6,107	3,363	37,793



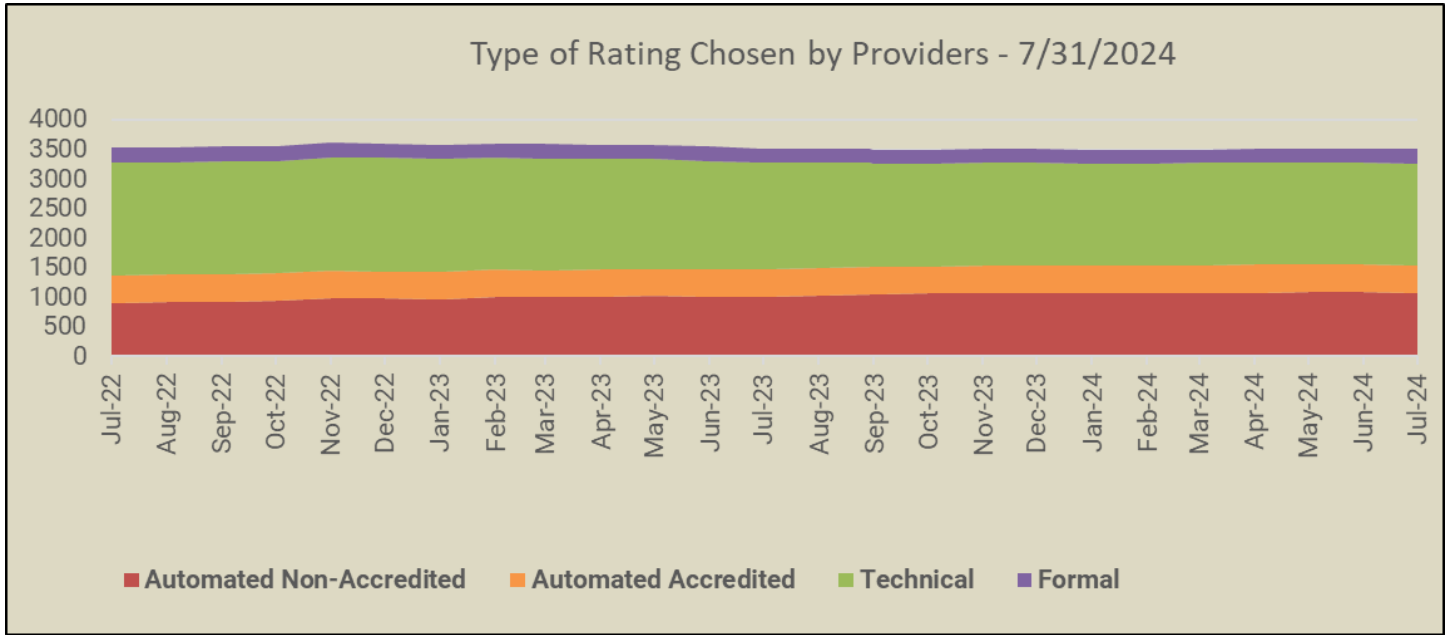
★ **Rating History and Composition:**

The composition of currently rated programs is shown below.

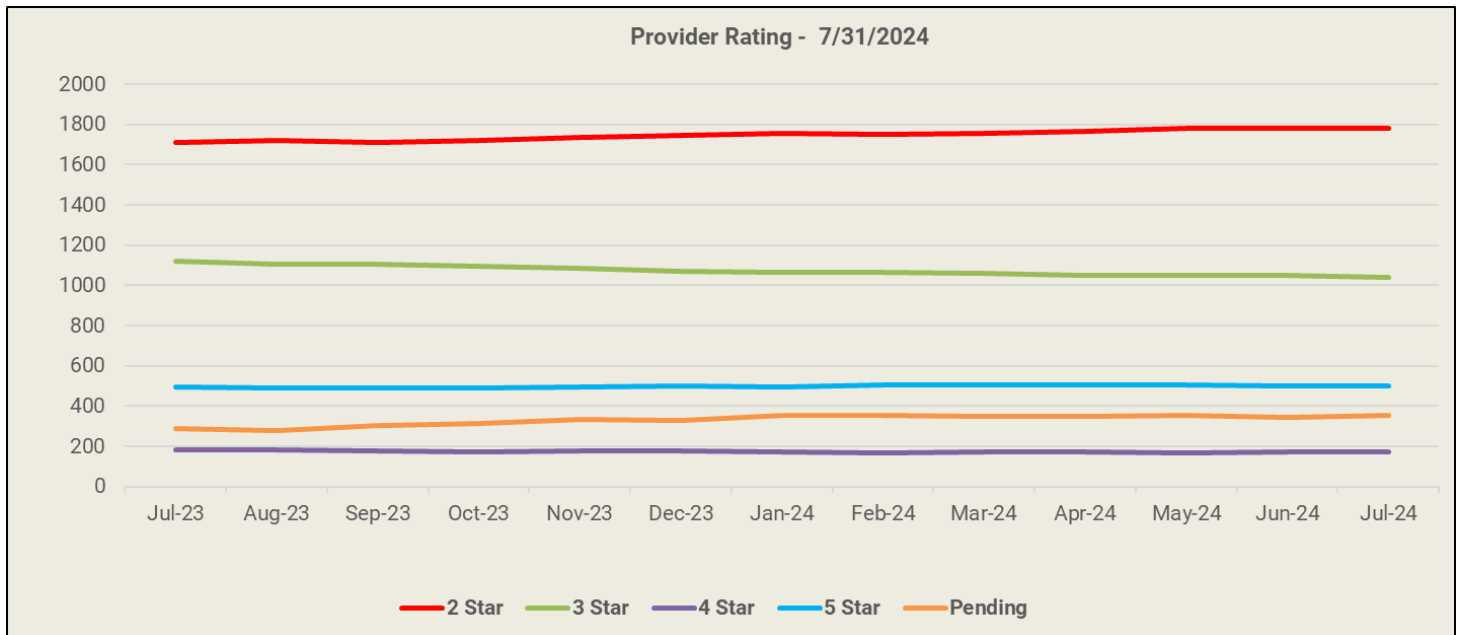


Data as of 7/31/2024

The graph below shows the movement in rating type chosen by providers over the past two years.



The graph below shows movement in rating levels for providers over the past year.

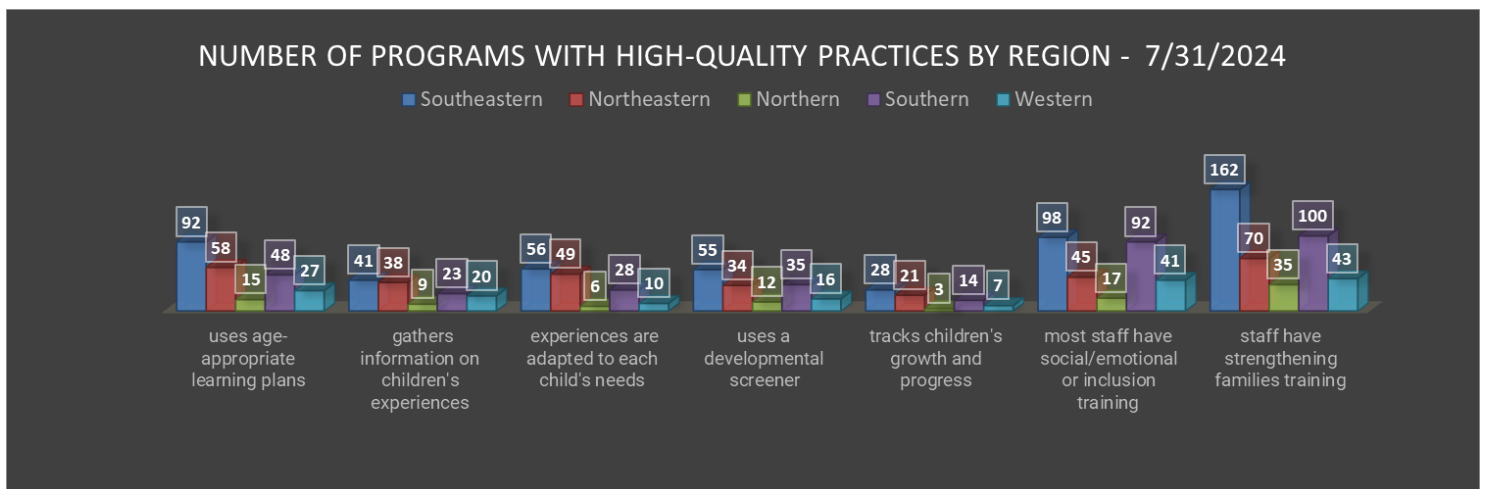


Data as of 7/31/2024

★ **High-Quality Practices:**

As part of the YoungStar evaluation process, programs can be evaluated for having key high-quality practices. The number of programs with high-quality practices is shown below by region.

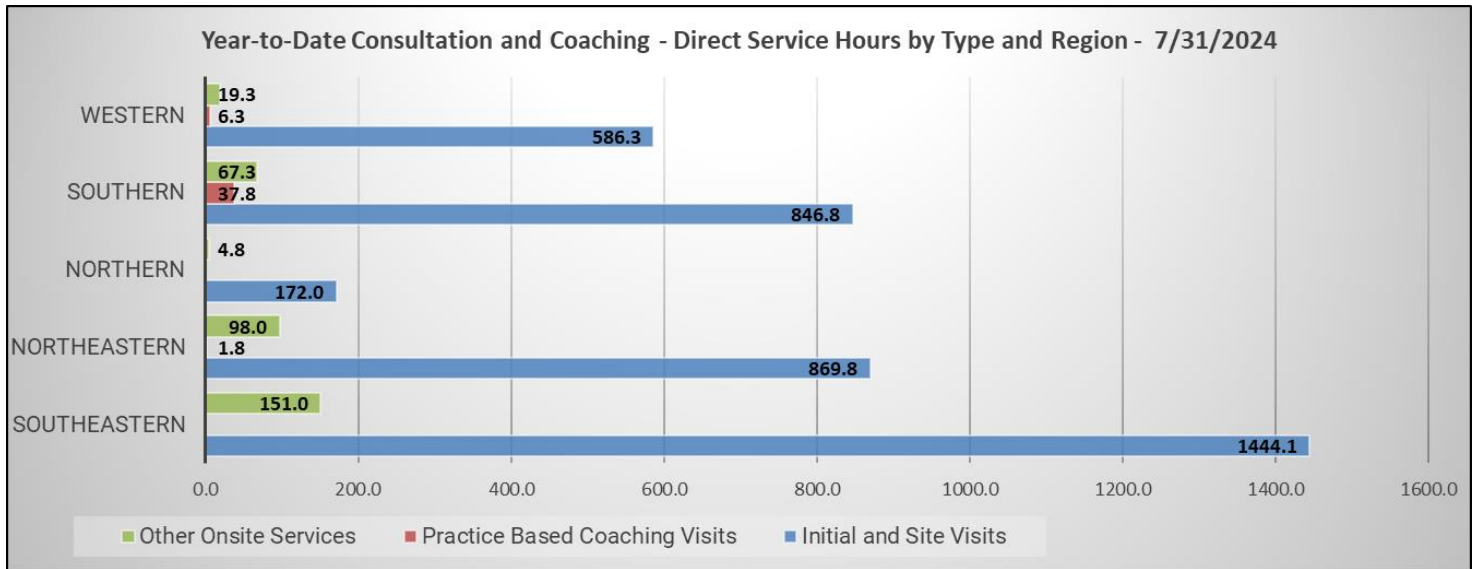
	uses age-appropriate learning plans	gathers information on children's experiences	experiences are adapted to each child's needs	uses a developmental screener	tracks children's growth and progress	most staff have social/emotional or inclusion training	staff have strengthening families training
Southeastern	92	41	56	55	28	98	162
Northeastern	58	38	49	34	21	45	70
Northern	15	9	6	12	3	17	35
Southern	48	23	28	35	14	92	100
Western	27	20	10	16	7	41	43
Total	240	131	149	152	73	293	410



Data as of 7/31/2024

★ **Onsite Services:**

YoungStar provides thousands of hours of direct consultation and coaching services every year to help early care programs with quality improvement across the state. Direct services include things like site visits, practice based coaching services, and formal rating verification visits. The number of hours provided year-to-date are shown in the chart below by type and region.



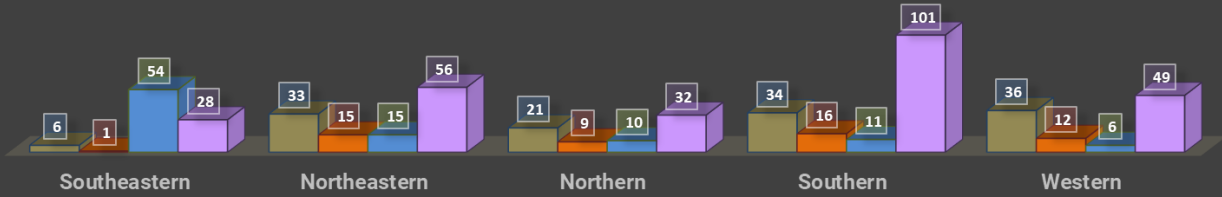
★ **YoungStar Data on Partnerships:**

Region	Standalone Head Starts	Standalone Head Starts with 4K Collaborations	Head Start Child Care Partners	4K Collaborations	YoungStar Providers
Southeastern	6	1	54	28	1,873
Northeastern	33	15	15	56	571
Northern	21	9	10	32	242
Southern	34	16	11	101	708
Western	36	12	6	49	460
Statewide	130	53	96	266	3,854

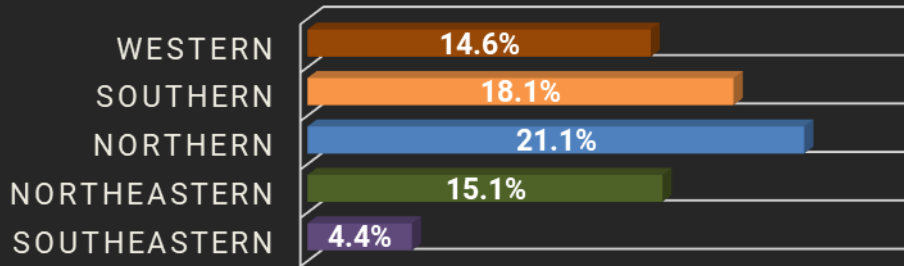
Data as of 7/31/2024

OFFICIAL PUBLIC COLLABORATION OF YOUNGSTAR PROVIDERS BY REGION AS OF 7/31/2024

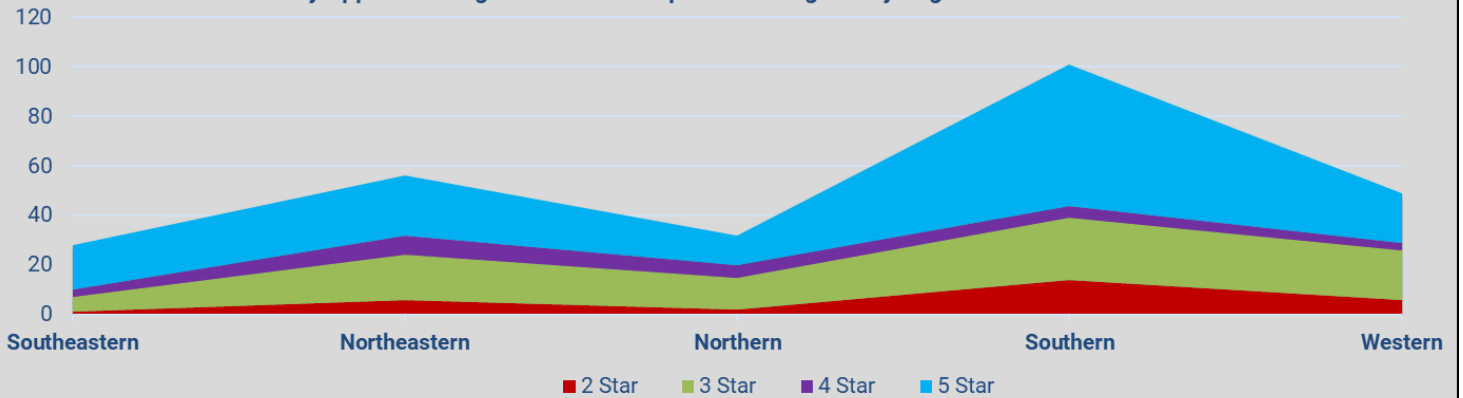
■ Standalone Head Starts ■ Standalone Head Starts with 4K Collaborations ■ Head Start Child Care Partners ■ 4K Collaborations



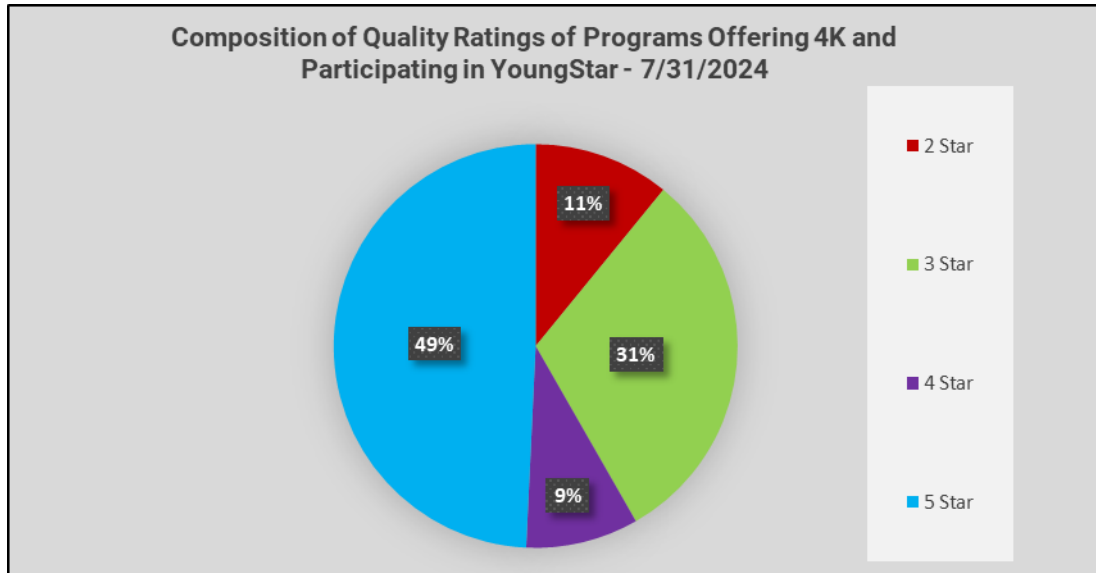
PERCENTAGE OF COLLABORATIONS BY REGION - 7/31/2024



4K Community Approach Programs that Participate in YoungStar by Region and Star Level - 7/31/2024



Data as of 7/31/2024



The Head Start/4K Child Care Collaboration information is based on returned surveys and all programs may not be included.

Please see <https://dcf.wisconsin.gov/youngstar/program/impact> for more details.

Data as of 7/31/2024