

Narrative of Monthly Report January 2024

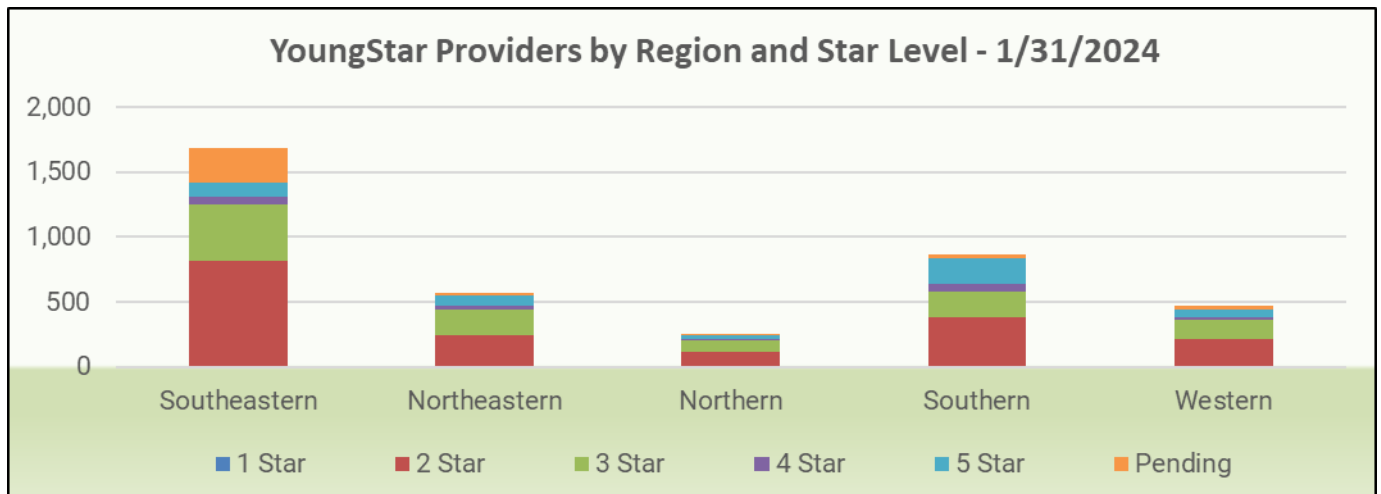
YoungStar has transitioned to a new service provider in 2023. There are now five YoungStar Regions instead of six. The Milwaukee and Kenosha/Racine Regions have been merged into the Southeastern Region. Waukesha County is now part of the Southeastern Region. These changes and adjustments are reflected in the data.

For the month of January, the following are notable YoungStar statistics.

★ **Participation and Rating Composition:**

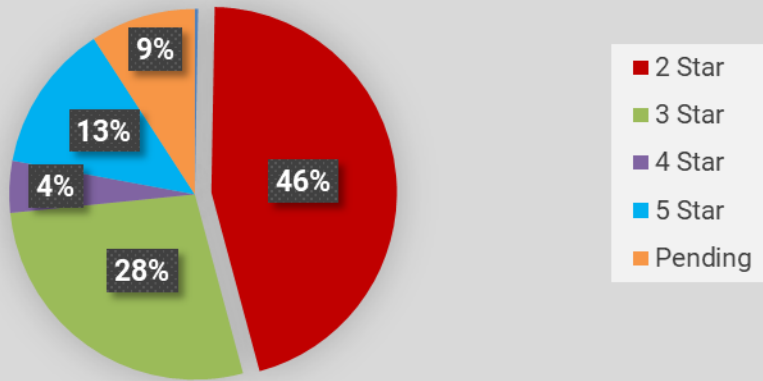
We currently have 3,853 programs participating in YoungStar. This is an increase of 22 programs as compared to last month. The chart and graph below show the rating composition by region for the current month.

	1 Star	2 Star	3 Star	4 Star	5 Star	Pending	TOTAL
Southeastern	8	804	443	53	115	267	1,690
Northeastern	1	242	195	30	85	20	573
Northern	1	114	84	12	31	11	253
Southern	1	378	196	63	201	31	870
Western	0	216	145	16	66	24	467
Total	11	1,754	1,063	174	498	353	3,853



Data as of 1/31/2024

Composition of Quality Ratings for all Rated YoungStar Programs - 1/31/2024

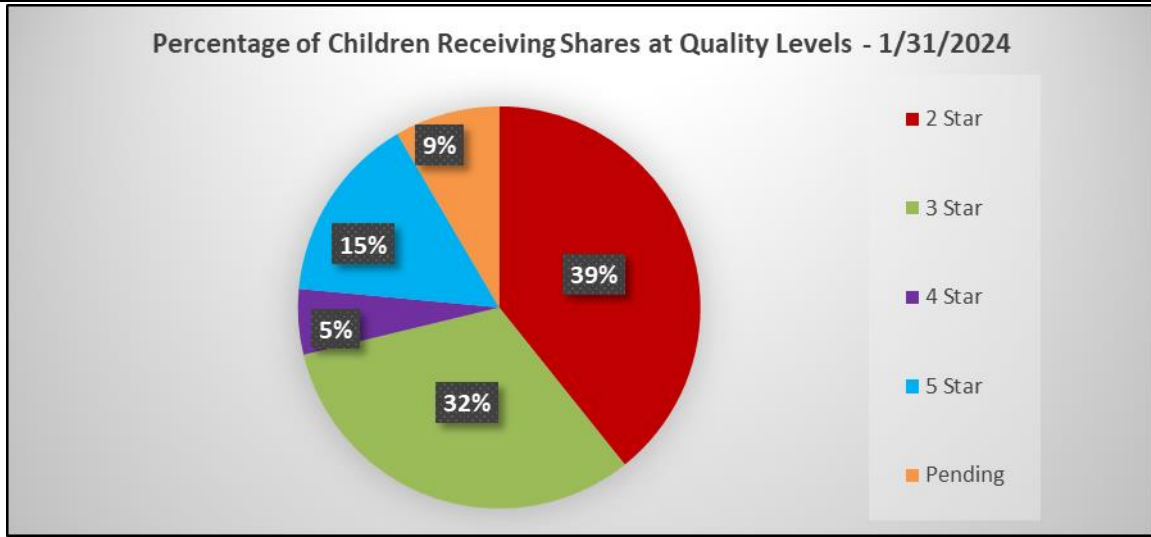
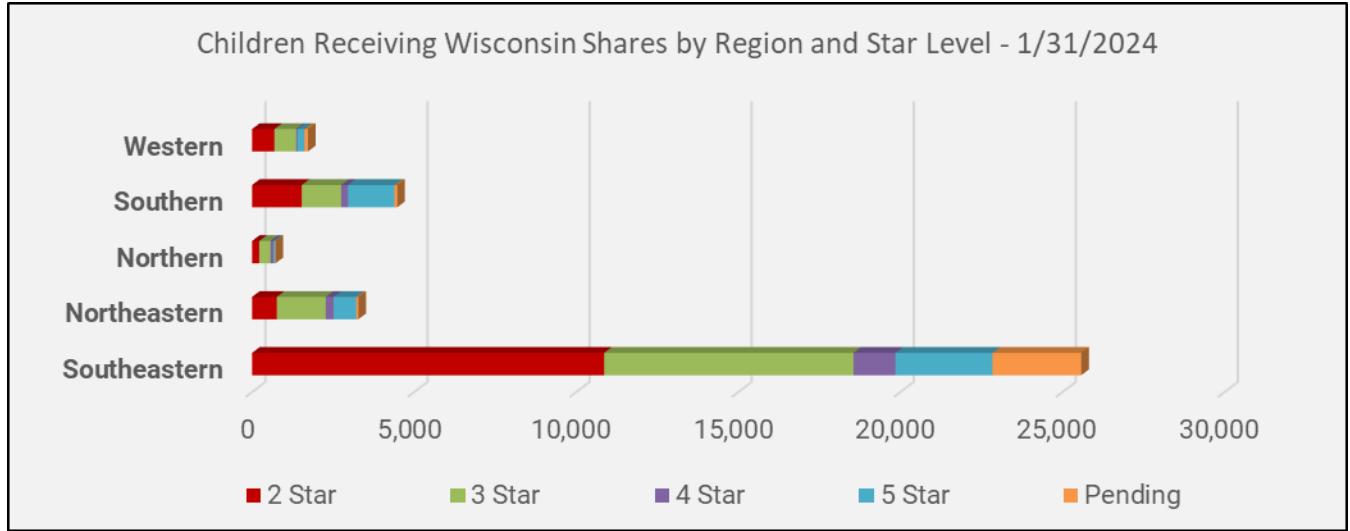


★ **Rating and Wisconsin Shares Data**

The total number of programs currently rated was 3,500. There were an additional 353 programs with pending ratings. There were 2,916 programs with open Wisconsin Shares authorizations when the data was run for this report. There were children receiving Wisconsin Shares as shown by region, age, and star level.

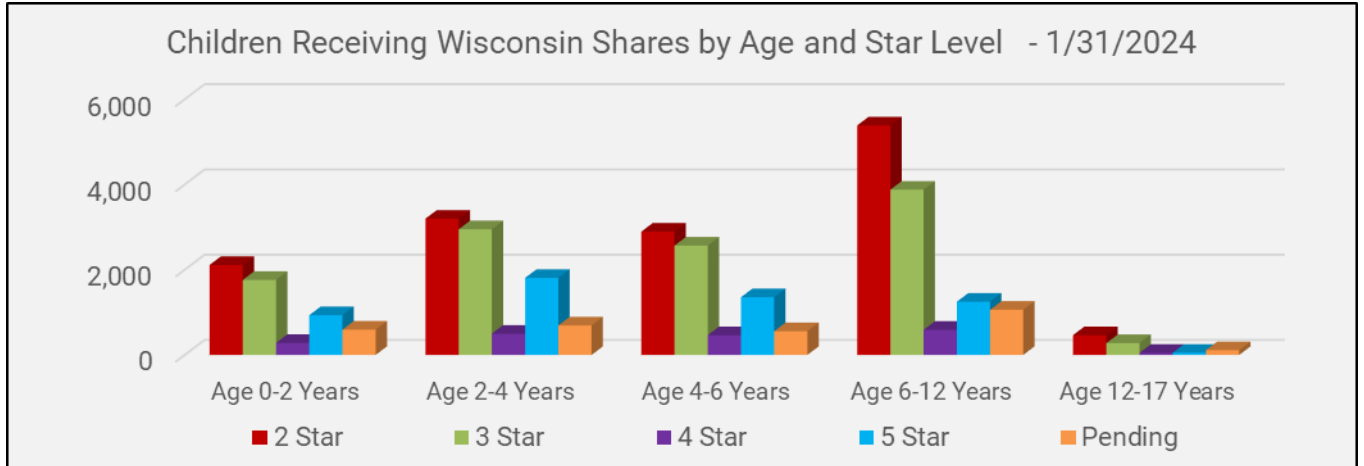
	2 Star	3 Star	4 Star	5 Star	Pending	Total
Southeastern	10,859	7,690	1,295	2,996	2,740	25,580
Northeastern	760	1,512	243	702	64	3,281
Northern	217	351	89	53	15	725
Southern	1,531	1,213	217	1,431	86	4,478
Western	687	669	41	216	113	1,726
Total	14,054	11,435	1,885	5,398	3,018	35,790

Data as of 1/31/2024



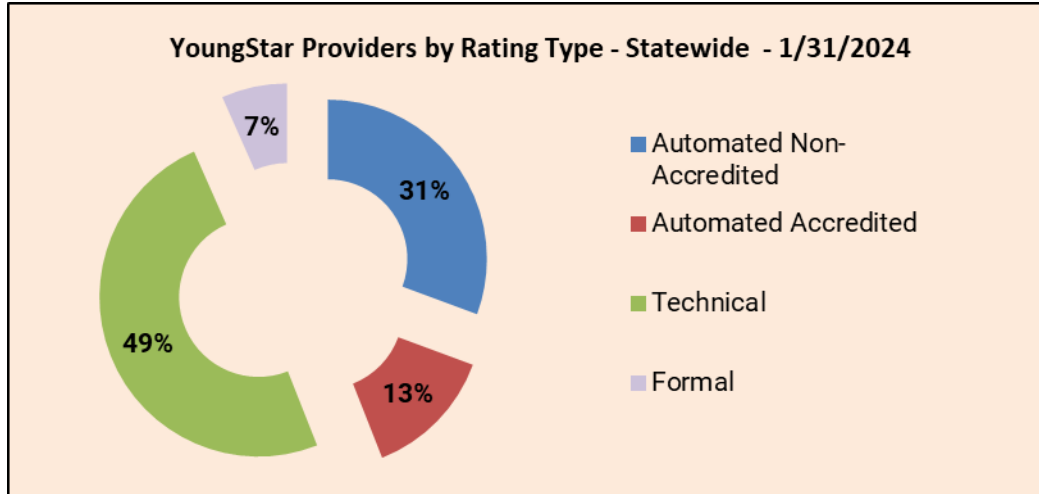
	2 Star	3 Star	4 Star	5 Star	Pending	Total
Age 0-2 Years	2,111	1,761	283	933	595	5,683
Age 2-4 Years	3,198	2,950	499	1,808	693	9,148
Age 4-6 Years	2,895	2,567	463	1,355	557	7,837
Age 6-12 Years	5,385	3,879	591	1,250	1,061	12,166
Age 12-17 Years	465	278	49	52	112	956
Total	14,054	11,435	1,885	5,398	3,018	35,790

Data as of 1/31/2024



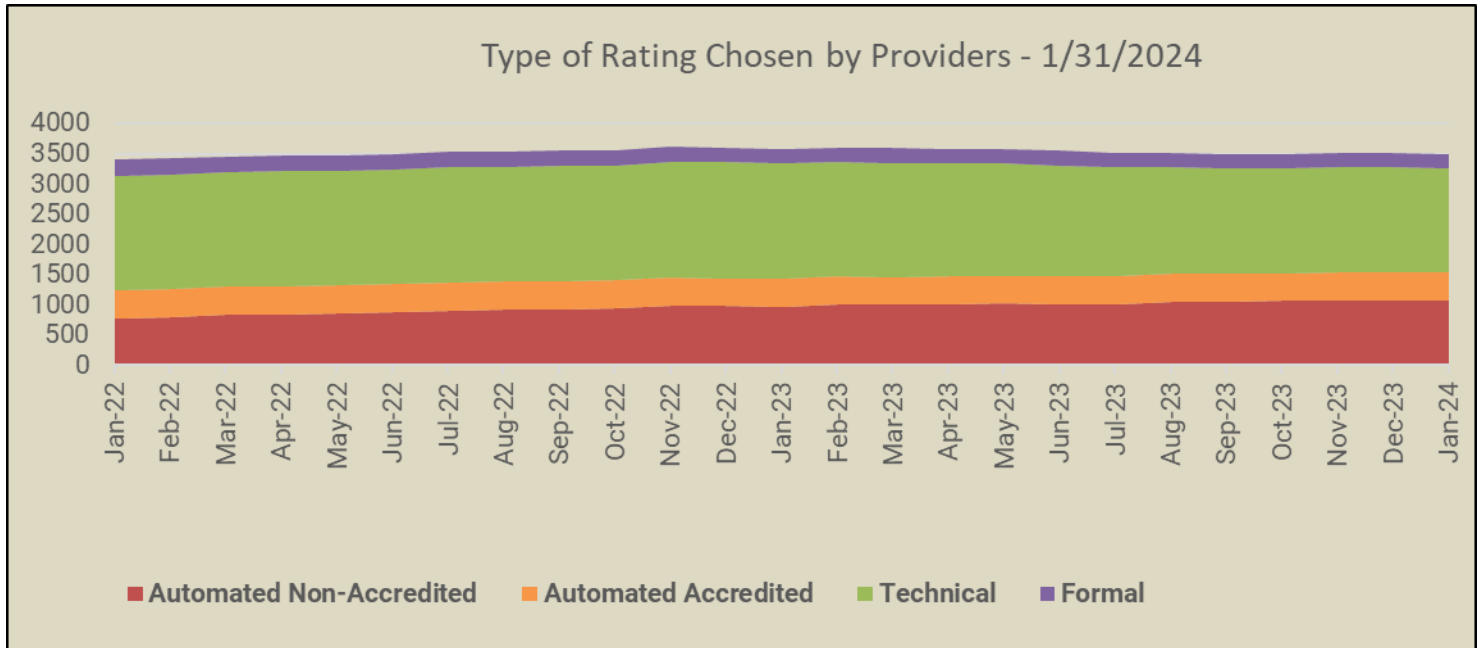
★ **Rating History and Composition:**

The composition of currently rated programs is shown below.

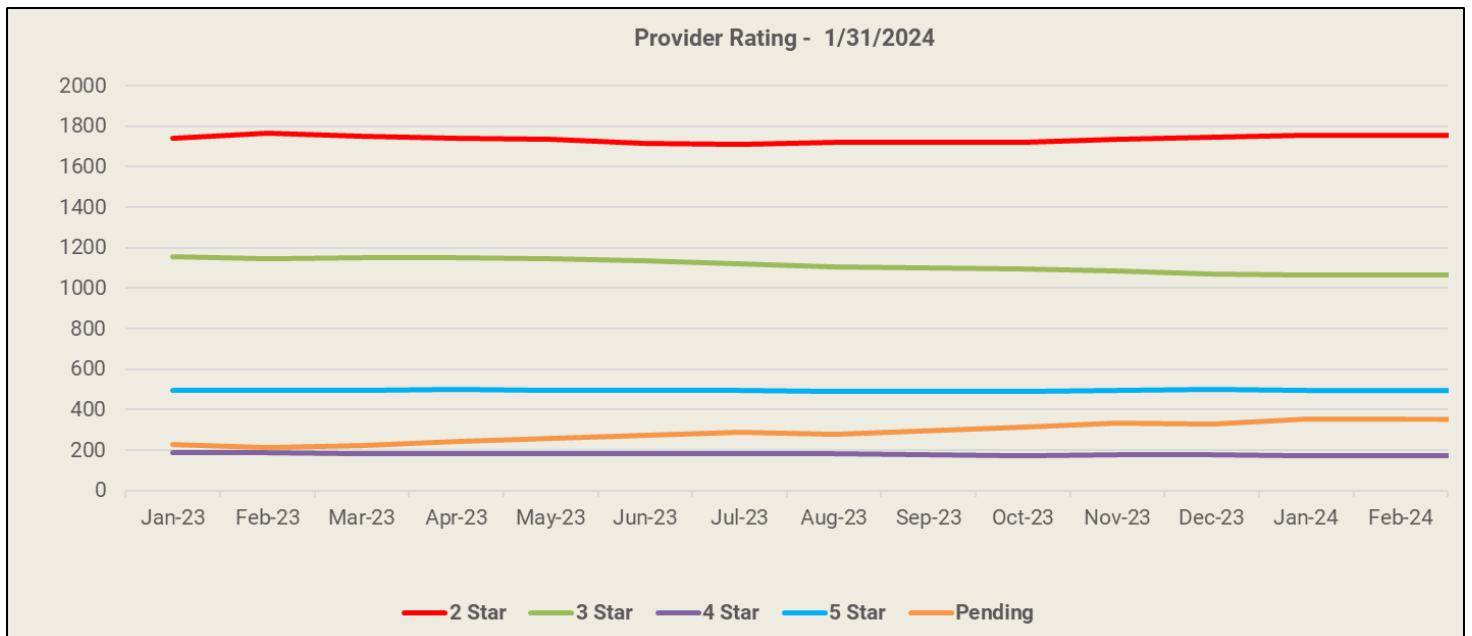


Data as of 1/31/2024

The graph below shows the movement in rating type chosen by providers over the past two years.



The graph below shows movement in rating levels for providers over the past year.

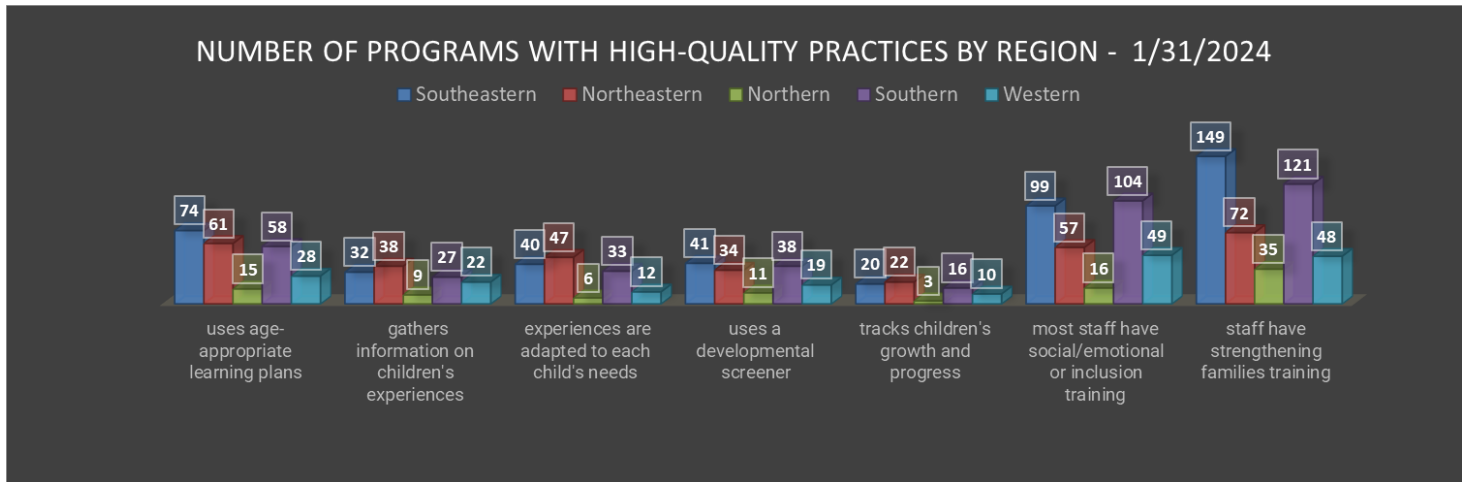


Data as of 1/31/2024

★ **High-Quality Practices:**

As part of the YoungStar evaluation process, programs can be evaluated for having key high-quality practices. The number of programs with high-quality practices is shown below by region.

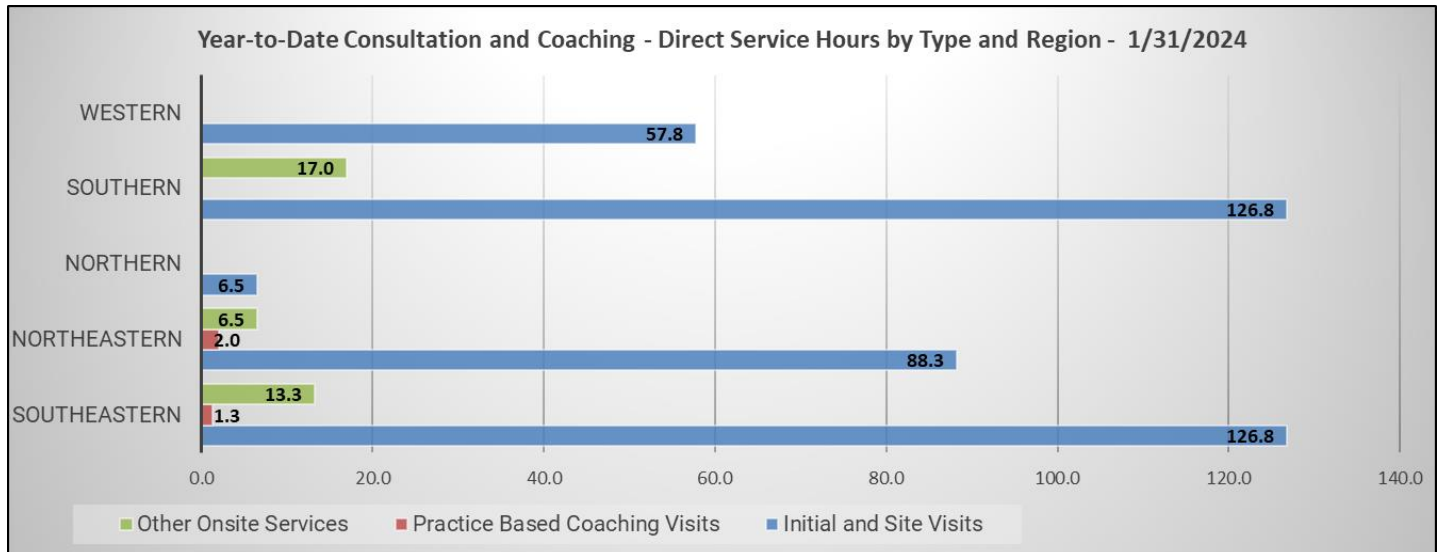
	uses age-appropriate learning plans	gathers information on children's experiences	experiences are adapted to each child's needs	uses a developmental screener	tracks children's growth and progress	most staff have social/emotional or inclusion training	staff have strengthening families training
Southeastern	74	32	40	41	20	99	149
Northeastern	61	38	47	34	22	57	72
Northern	15	9	6	11	3	16	35
Southern	58	27	33	38	16	104	121
Western	28	22	12	19	10	49	48
Total	236	128	138	143	71	325	425



Data as of 1/31/2024

★ **Onsite Services:**

YoungStar provides thousands of hours of direct consultation and coaching services every year to help early care programs with quality improvement across the state. Direct services include things like site visits, practice based coaching services, and formal rating verification visits. The number of hours provided year-to-date are shown in the chart below by type and region.




★ **YoungStar Data on Partnerships:**

Region	Standalone Head Starts	Standalone Head Starts with 4K Collaborations	Head Start Child Care Partners	4K Collaborations	YoungStar Providers
Southeastern	6	1	57	17	1690
Northeastern	30	14	15	56	573
Northern	22	9	10	32	253
Southern	38	17	12	114	870
Western	37	12	6	50	467
Statewide	133	53	100	269	3853

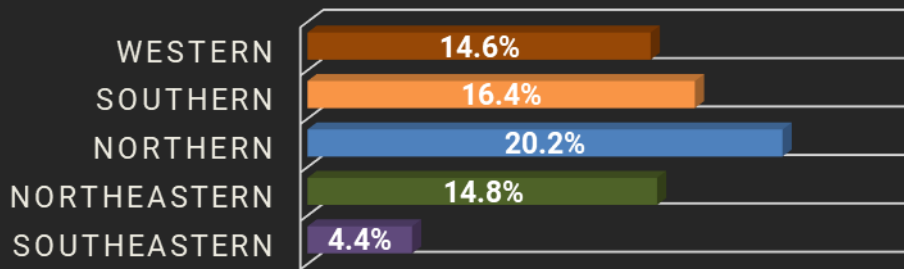
Data as of 1/31/2024

OFFICIAL PUBLIC COLLABORATION OF YOUNGSTAR PROVIDERS BY REGION AS OF 1/31/2024

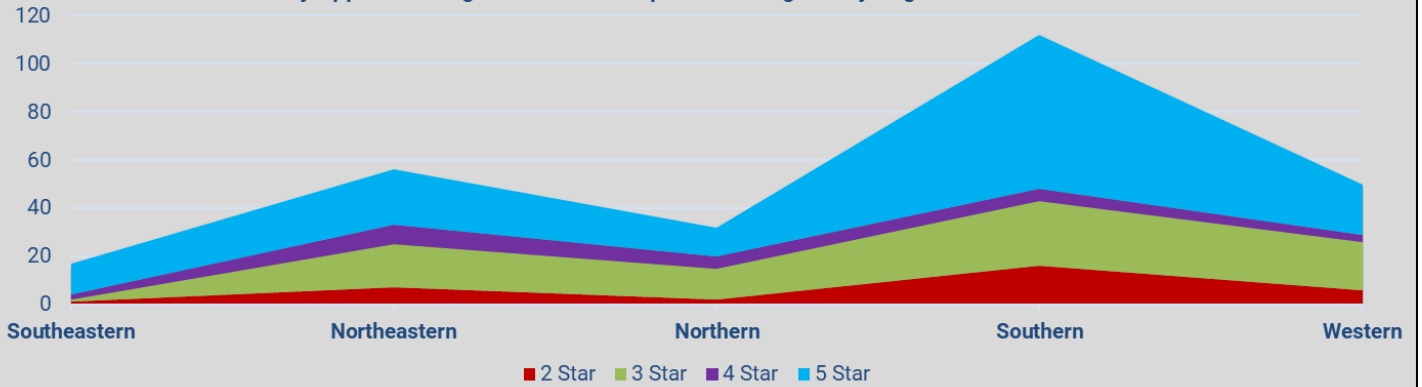
■ Standalone Head Starts ■ Standalone Head Starts with 4K Collaborations ■ Head Start Child Care Partners ■ 4K Collaborations



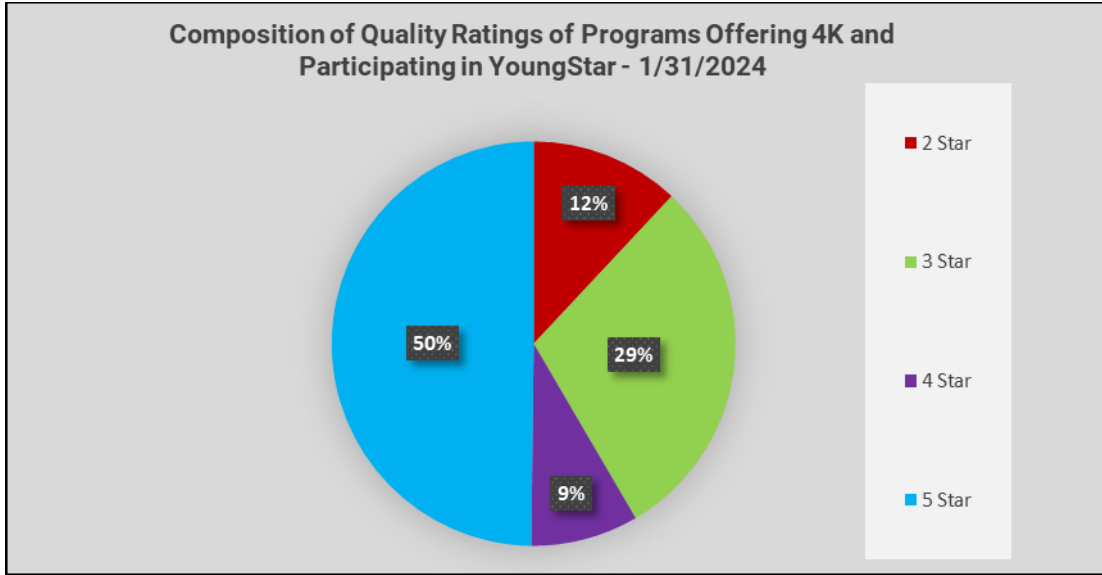
PERCENTAGE OF COLLABORATIONS BY REGION - 12/31/2023



4K Community Approach Programs that Participate in YoungStar by Region and Star Level - 1/31/2024



Data as of 1/31/2024



The Head Start/4K Child Care Collaboration information is based on returned surveys and all programs may not be included.

Please see <https://dcf.wisconsin.gov/youngstar/program/impact> for more details.

Data as of 1/31/2024