

Narrative of Monthly Report February 2024

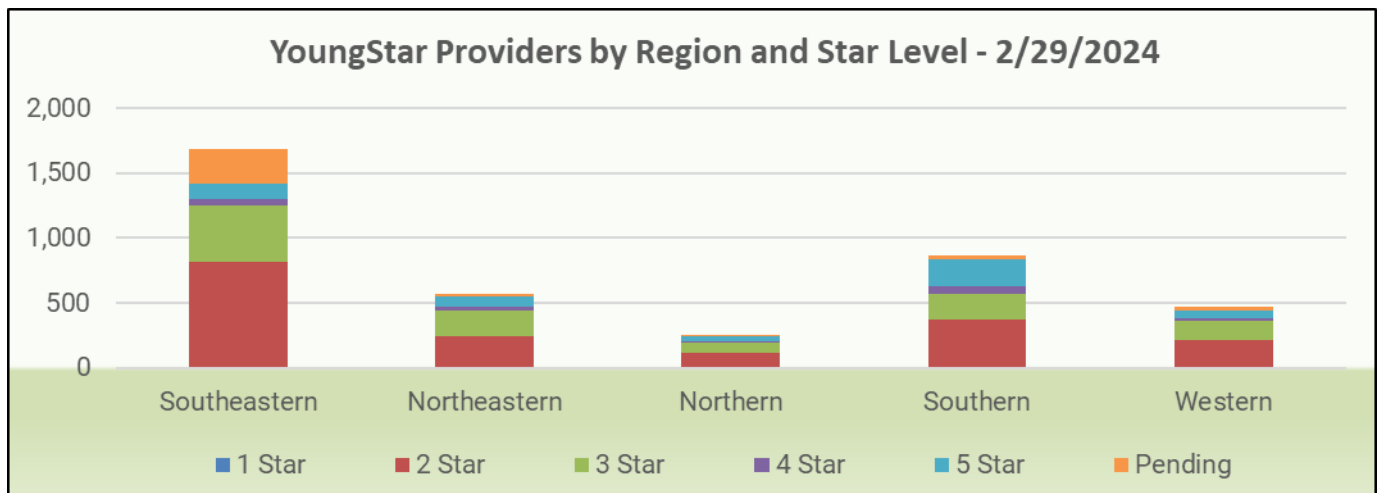
YoungStar has transitioned to a new service provider in 2023. There are now five YoungStar Regions instead of six. The Milwaukee and Kenosha/Racine Regions have been merged into the Southeastern Region. Waukesha County is now part of the Southeastern Region. These changes and adjustments are reflected in the data.

For the month of February, the following are notable YoungStar statistics.

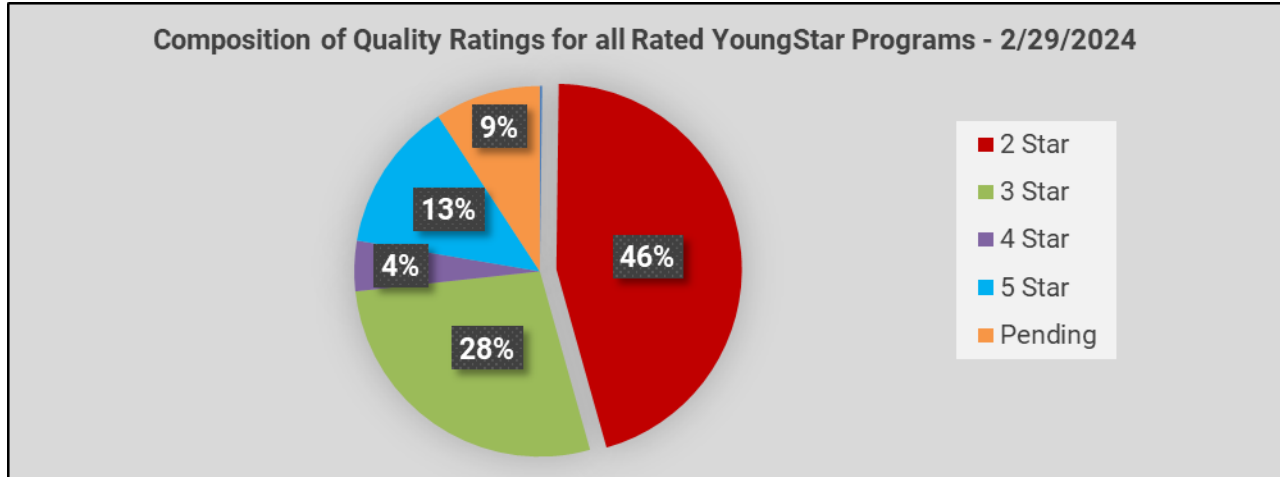
★ **Participation and Rating Composition:**

We currently have 3,850 programs participating in YoungStar. This is a decrease of 3 programs as compared to last month. The chart and graph below show the rating composition by region for the current month.

	1 Star	2 Star	3 Star	4 Star	5 Star	Pending	TOTAL
Southeastern	5	808	440	51	116	270	1,690
Northeastern	0	242	195	30	85	20	572
Northern	1	112	83	12	31	12	251
Southern	2	371	200	60	207	30	870
Western	0	216	146	16	66	23	467
Total	8	1,749	1,064	169	505	355	3,850



Data as of 2/29/2024

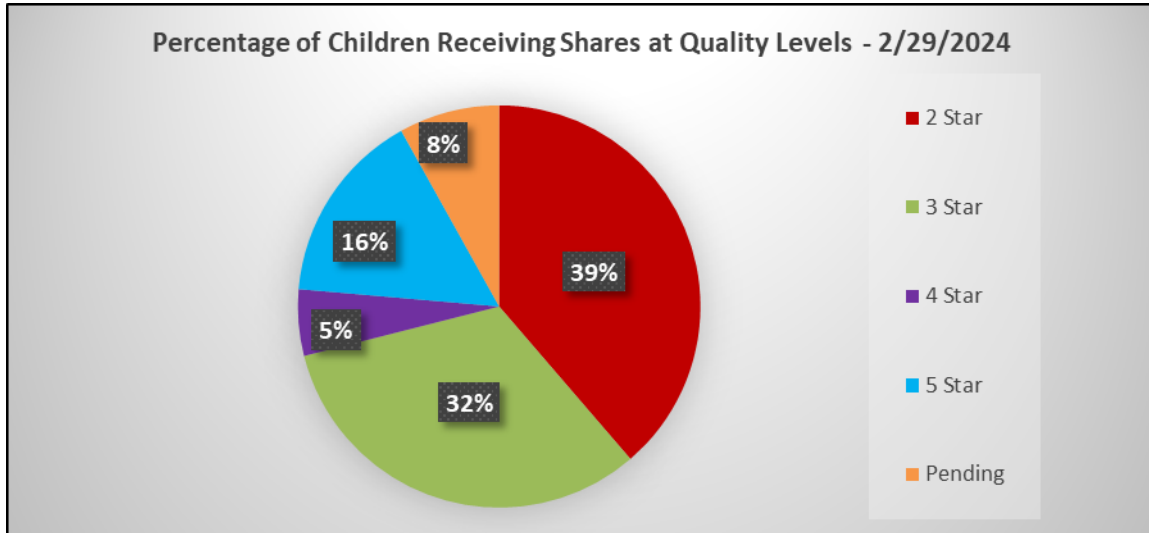
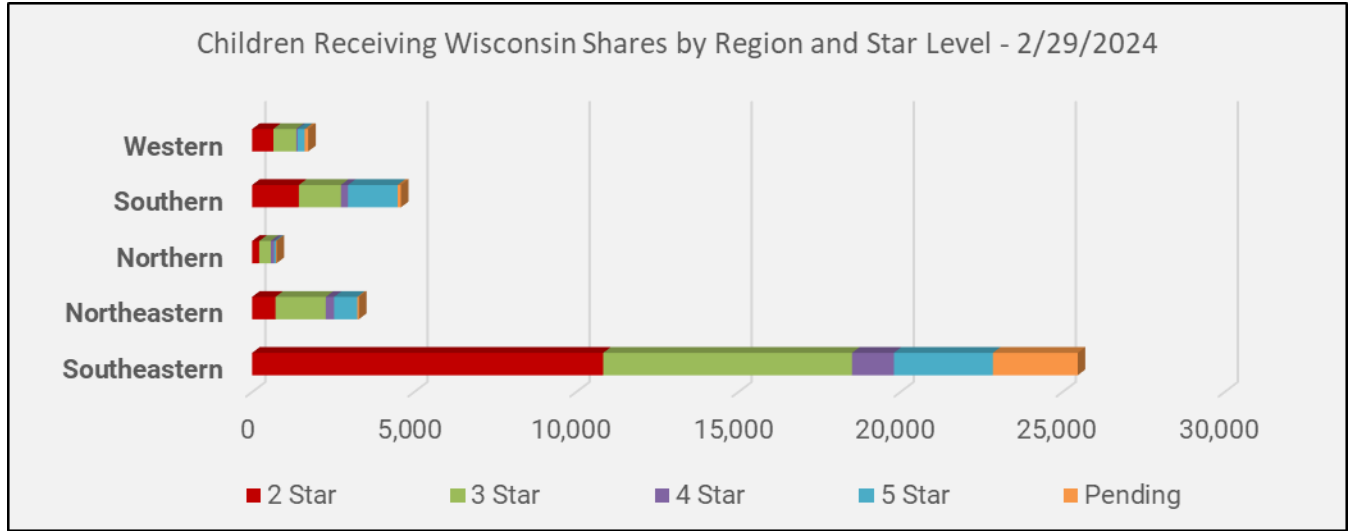


★ **Rating and Wisconsin Shares Data**

The total number of programs currently rated was 3,495. There were an additional 355 programs with pending ratings. There were 2,924 programs with open Wisconsin Shares authorizations when the data was run for this report. There were children receiving Wisconsin Shares as shown by region, age, and star level.

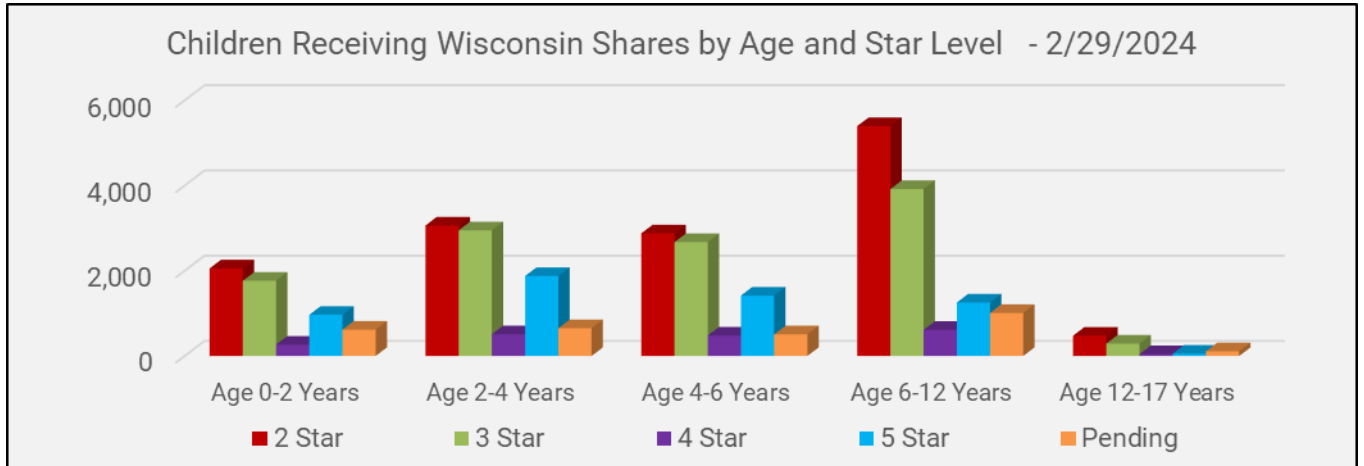
	2 Star	3 Star	4 Star	5 Star	Pending	Total
Southeastern	10,833	7,675	1,291	3,053	2,617	25,469
Northeastern	719	1,552	260	712	52	3,295
Northern	218	358	104	54	20	754
Southern	1,440	1,300	218	1,531	101	4,590
Western	655	710	39	217	108	1,729
Total	13,865	11,595	1,912	5,567	2,898	35,837

Data as of 2/29/2024



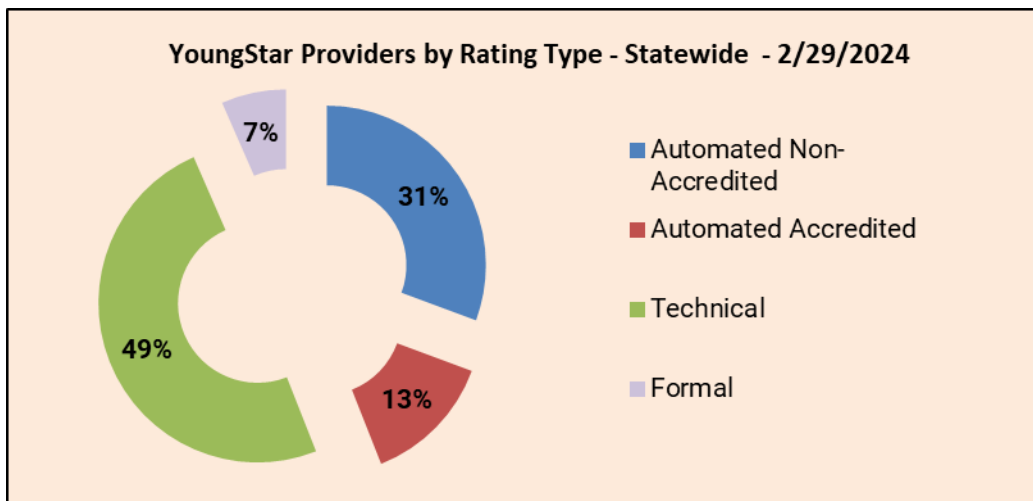
	2 Star	3 Star	4 Star	5 Star	Pending	Total
Age 0-2 Years	2,055	1,766	264	966	618	5,669
Age 2-4 Years	3,061	2,948	511	1,877	651	9,048
Age 4-6 Years	2,878	2,672	480	1,417	509	7,956
Age 6-12 Years	5,394	3,919	613	1,254	1,010	12,190
Age 12-17 Years	477	290	44	53	110	974
Total	13,865	11,595	1,912	5,567	2,898	35,837

Data as of 2/29/2024



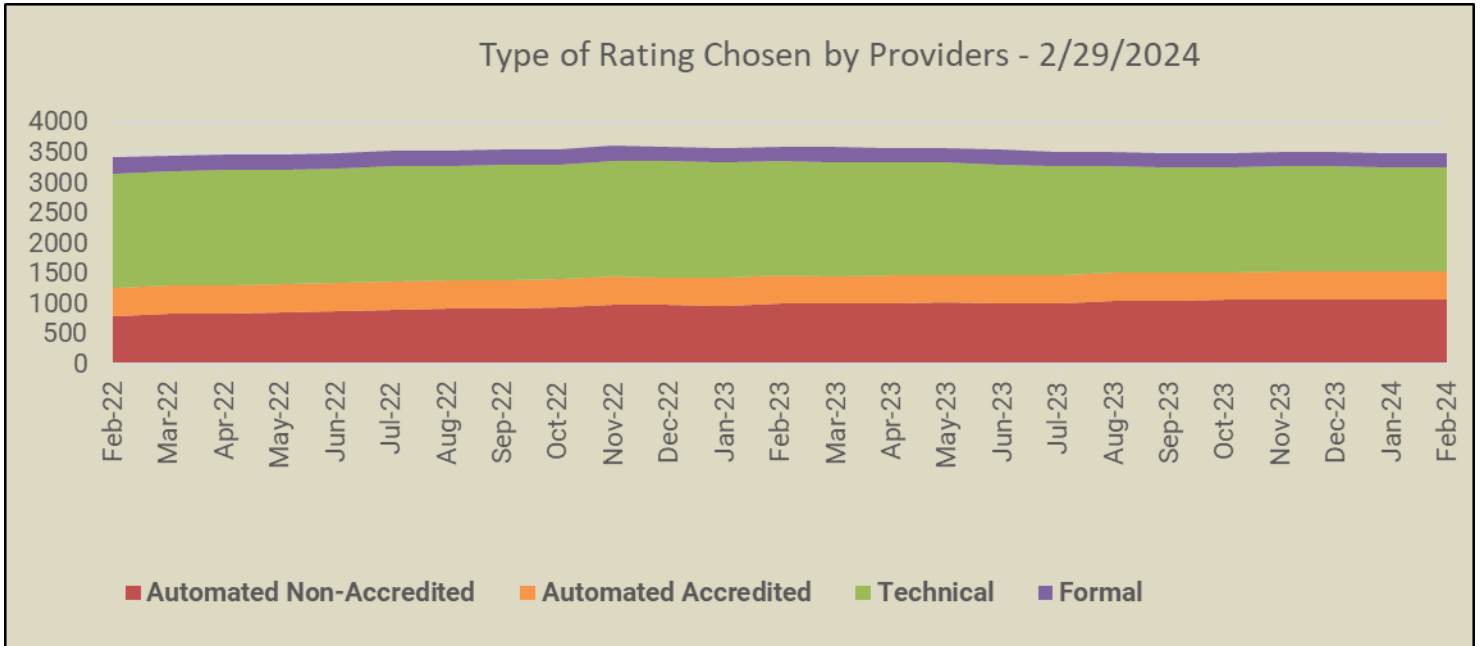
★ **Rating History and Composition:**

The composition of currently rated programs is shown below.

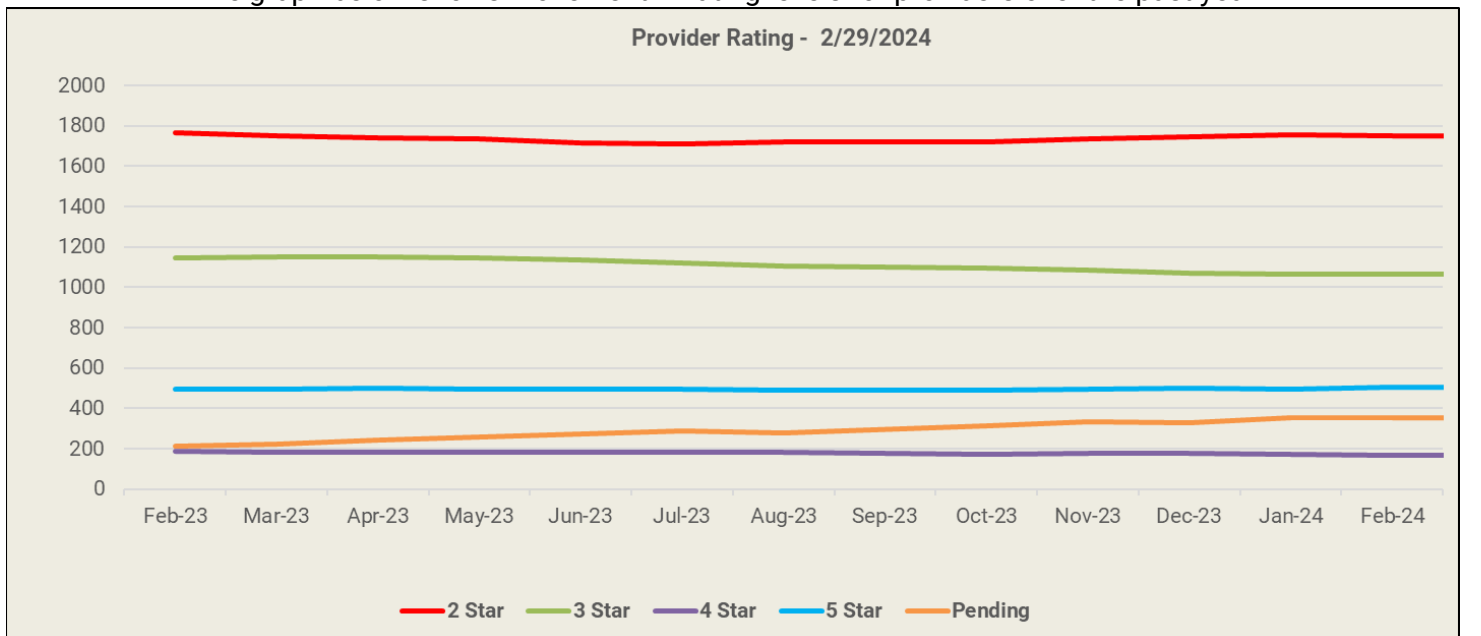


Data as of 2/29/2024

The graph below shows the movement in rating type chosen by providers over the past two years.



The graph below shows movement in rating levels for providers over the past year.

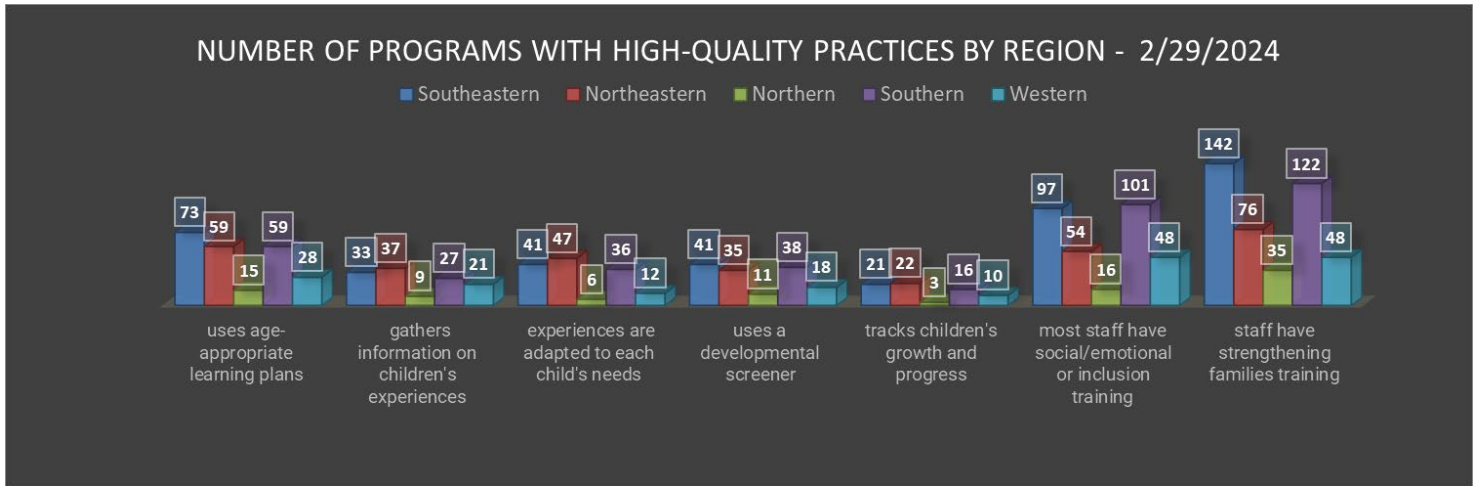


Data as of 2/29/2024

★ **High-Quality Practices:**

As part of the YoungStar evaluation process, programs can be evaluated for having key high-quality practices. The number of programs with high-quality practices is shown below by region.

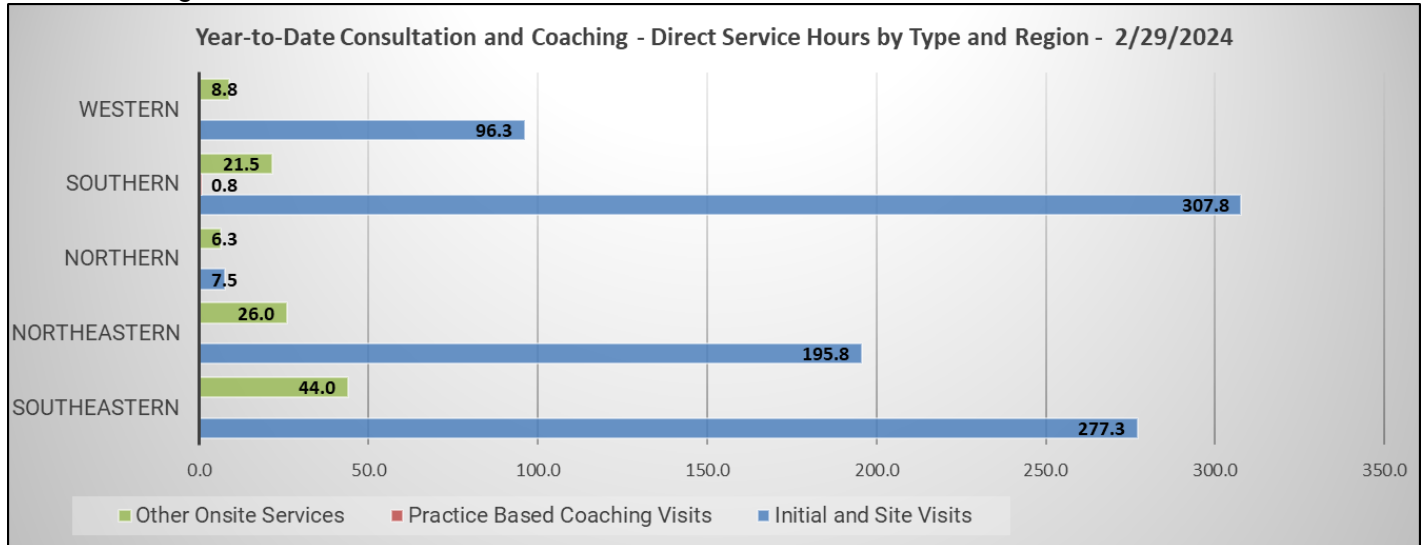
	uses age-appropriate learning plans	gathers information on children's experiences	experiences are adapted to each child's needs	uses a developmental screener	tracks children's growth and progress	most staff have social/emotional or inclusion training	staff have strengthening families training
Southeastern	73	33	41	41	21	97	142
Northeastern	59	37	47	35	22	54	76
Northern	15	9	6	11	3	16	35
Southern	59	27	36	38	16	101	122
Western	28	21	12	18	10	48	48
Total	234	127	142	143	72	316	423



Data as of 2/29/2024

★ **Onsite Services:**

YoungStar provides thousands of hours of direct consultation and coaching services every year to help early care programs with quality improvement across the state. Direct services include things like site visits, practice based coaching services, and formal rating verification visits. The number of hours provided year-to-date are shown in the chart below by type and region.



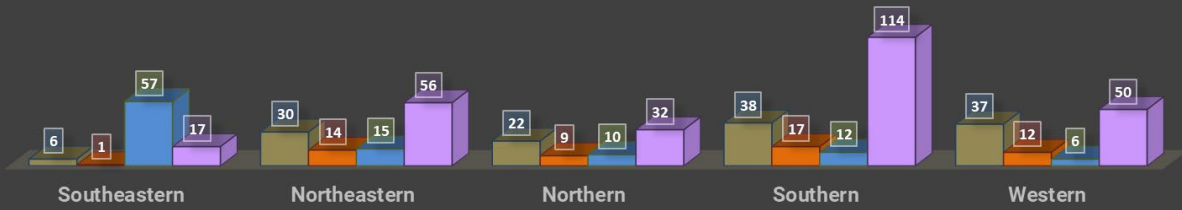
★ **YoungStar Data on Partnerships:**

Region	Standalone Head Starts	Standalone Head Starts with 4K Collaborations	Head Start Child Care Partners	4K Collaborations	YoungStar Providers
Southeastern	6	1	57	17	1690
Northeastern	30	14	15	56	572
Northern	22	9	10	32	251
Southern	38	17	12	114	870
Western	37	12	6	50	467
Statewide	133	53	100	269	3850

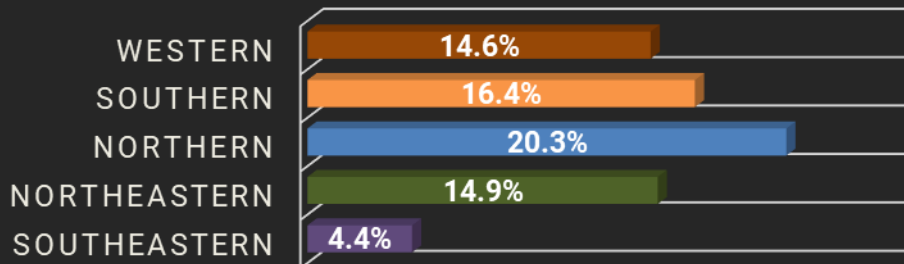
Data as of 2/29/2024

OFFICIAL PUBLIC COLLABORATION OF YOUNGSTAR PROVIDERS BY REGION AS OF 2/29/2024

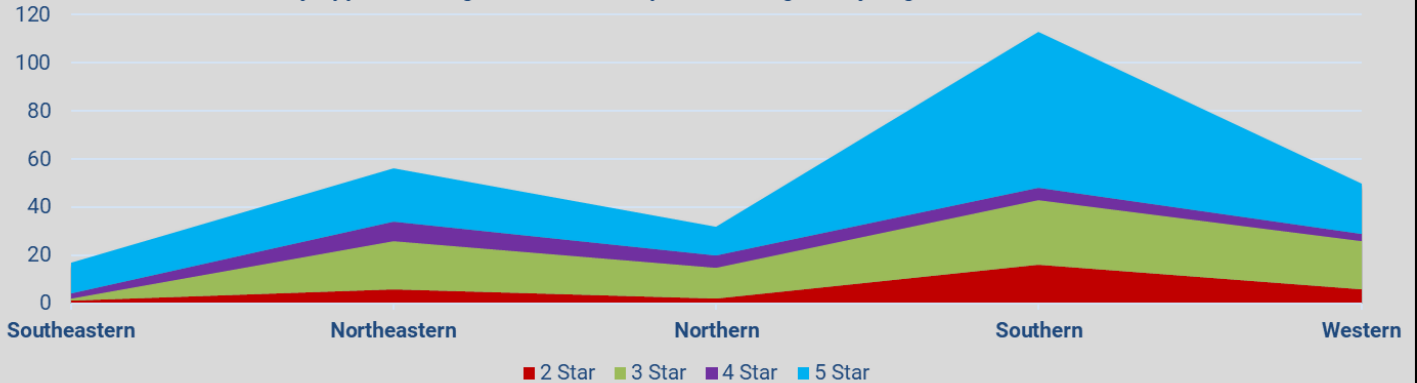
■ Standalone Head Starts ■ Standalone Head Starts with 4K Collaborations ■ Head Start Child Care Partners ■ 4K Collaborations



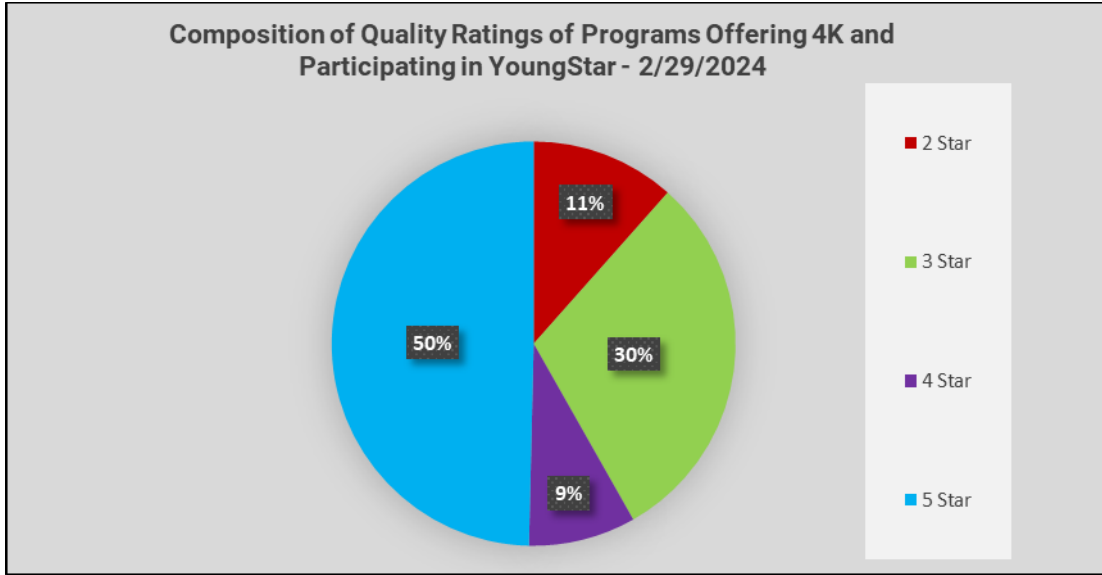
PERCENTAGE OF COLLABORATIONS BY REGION - 2/29/2024



4K Community Approach Programs that Participate in YoungStar by Region and Star Level - 2/29/2024



Data as of 2/29/2024



The Head Start/4K Child Care Collaboration information is based on returned surveys and all programs may not be included.

Please see <https://dcf.wisconsin.gov/youngstar/program/impact> for more details.

Data as of 2/29/2024