

## Narrative of Monthly Report August 2024

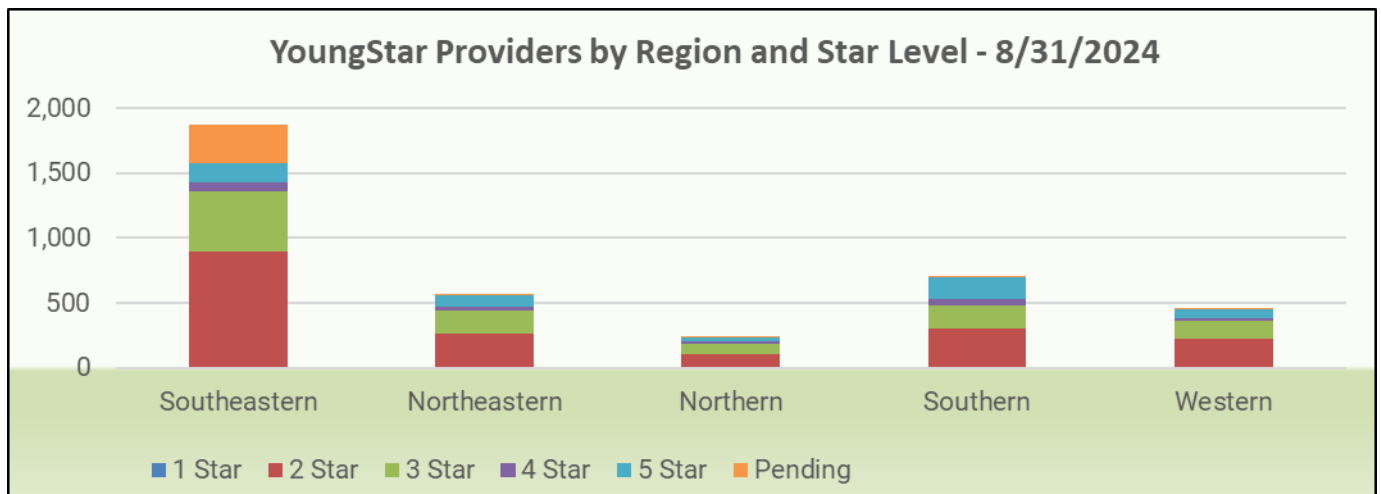
YoungStar has transitioned to a new service provider in 2023. There are now five YoungStar Regions instead of six. The Milwaukee and Kenosha/Racine Regions have been merged into the Southeastern Region. Waukesha County is now part of the Southeastern Region. These changes and adjustments are reflected in the data.

For the month of August, the following are notable YoungStar statistics.

★ **Participation and Rating Composition:**

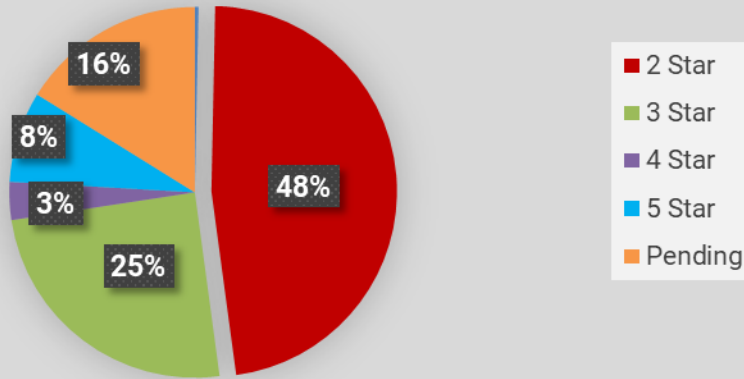
We currently have 3,858 programs participating in YoungStar. This is an increase of 4 programs as compared to last month. The chart and graph below show the rating composition by region for the current month.

	1 Star	2 Star	3 Star	4 Star	5 Star	Pending	TOTAL
<b>Southeastern</b>	6	892	464	62	149	303	1,876
<b>Northeastern</b>	0	261	176	31	91	12	571
<b>Northern</b>	2	100	84	14	30	10	240
<b>Southern</b>	0	307	171	54	165	13	710
<b>Western</b>	0	228	137	17	66	13	461
<b>Total</b>	8	1,788	1,032	178	501	351	3,858



Data as of 8/31/2024

Composition of Quality Ratings for all Rated YoungStar Programs - 8/31/2024

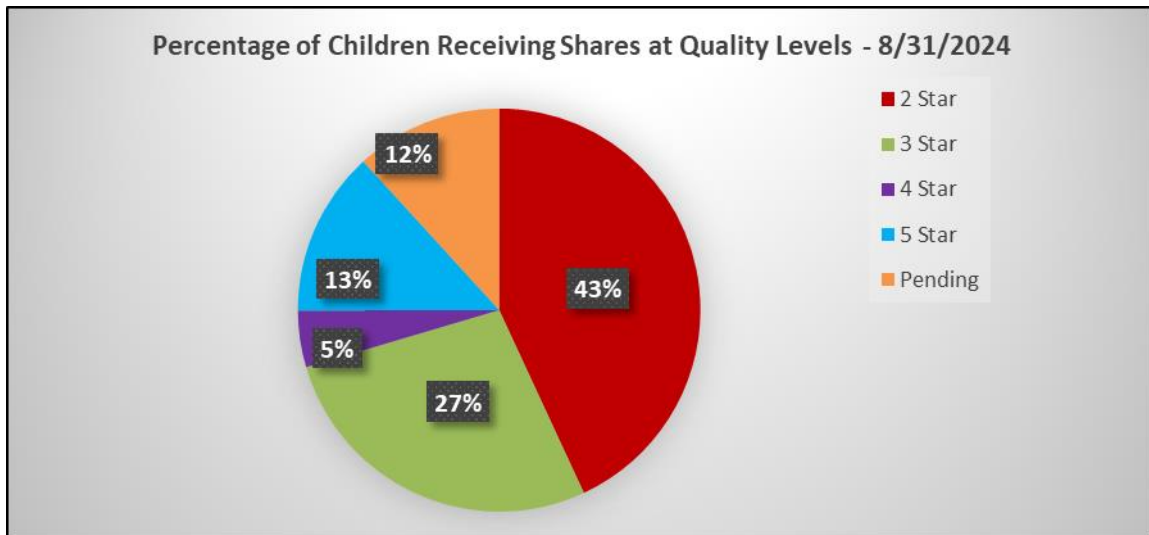
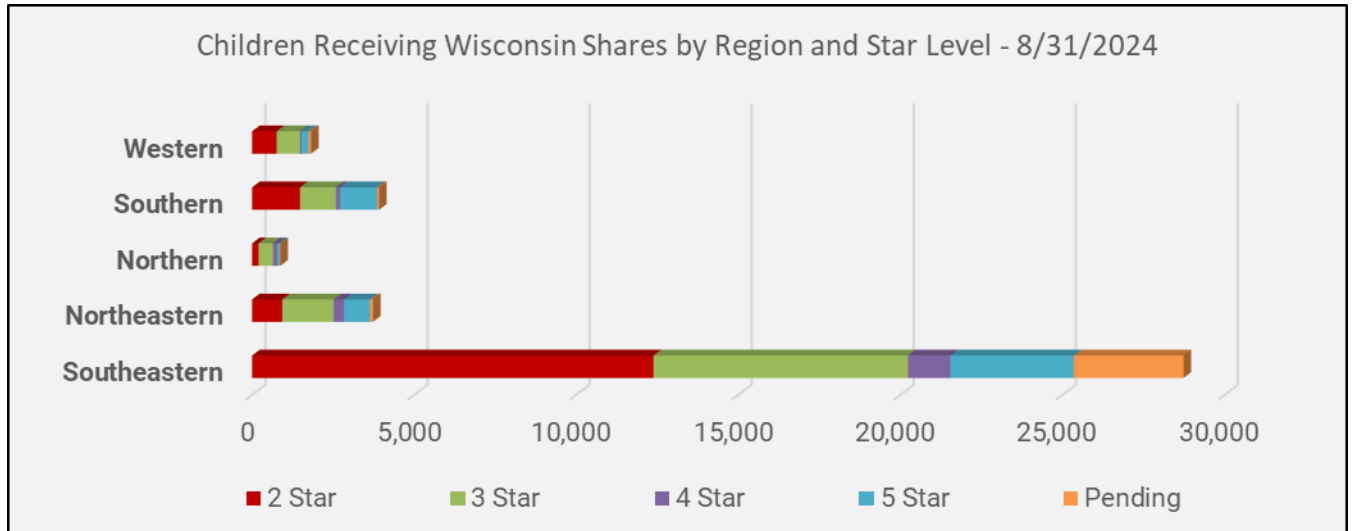


★ **Rating and Wisconsin Shares Data**

The total number of programs currently rated was 3,507. There were an additional 351 programs with pending ratings. There were 2,839 programs with open Wisconsin Shares authorizations when the data was run for this report. There were children receiving Wisconsin Shares as shown by region, age, and star level.

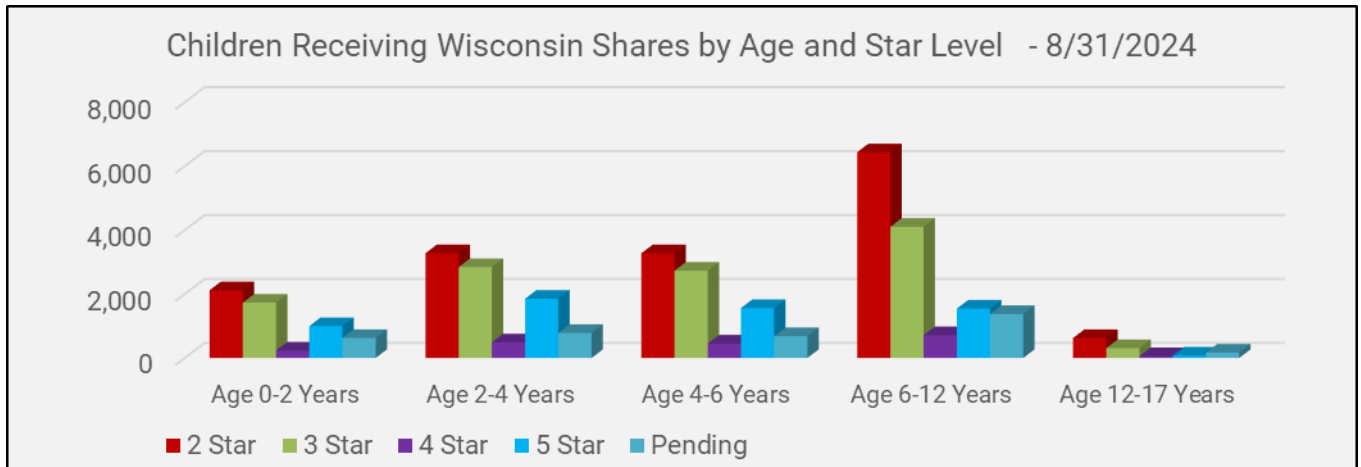
	2 Star	3 Star	4 Star	5 Star	Pending	Total
<b>Southeastern</b>	12,380	7,855	1,306	3,805	3,389	28,735
<b>Northeastern</b>	927	1,592	320	801	89	3,729
<b>Northern</b>	197	444	133	78	19	871
<b>Southern</b>	1,477	1,106	138	1,135	60	3,916
<b>Western</b>	754	724	47	217	77	1,819
<b>Total</b>	15,735	11,721	1,944	6,036	3,634	39,070

Data as of 8/31/2024



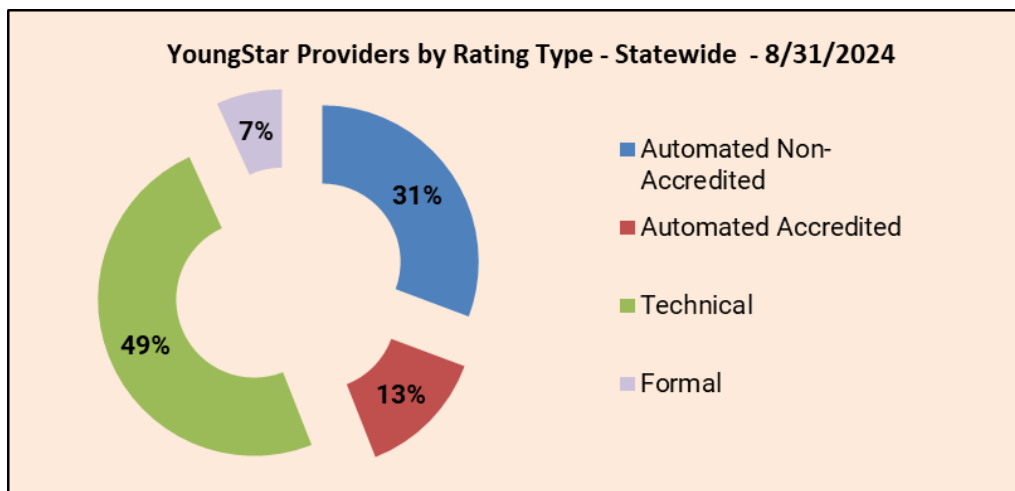
Data as of 8/31/2024

	2 Star	3 Star	4 Star	5 Star	Pending	Total
<b>Age 0-2 Years</b>	2,120	1,733	231	997	626	5,707
<b>Age 2-4 Years</b>	3,277	2,844	490	1,854	783	9,248
<b>Age 4-6 Years</b>	3,276	2,731	451	1,563	682	8,703
<b>Age 6-12 Years</b>	6,436	4,105	713	1,547	1,374	14,175
<b>Age 12-17 Years</b>	626	308	58	75	169	1,236
<b>Total</b>	15,735	11,721	1,944	6,036	3,634	39,070



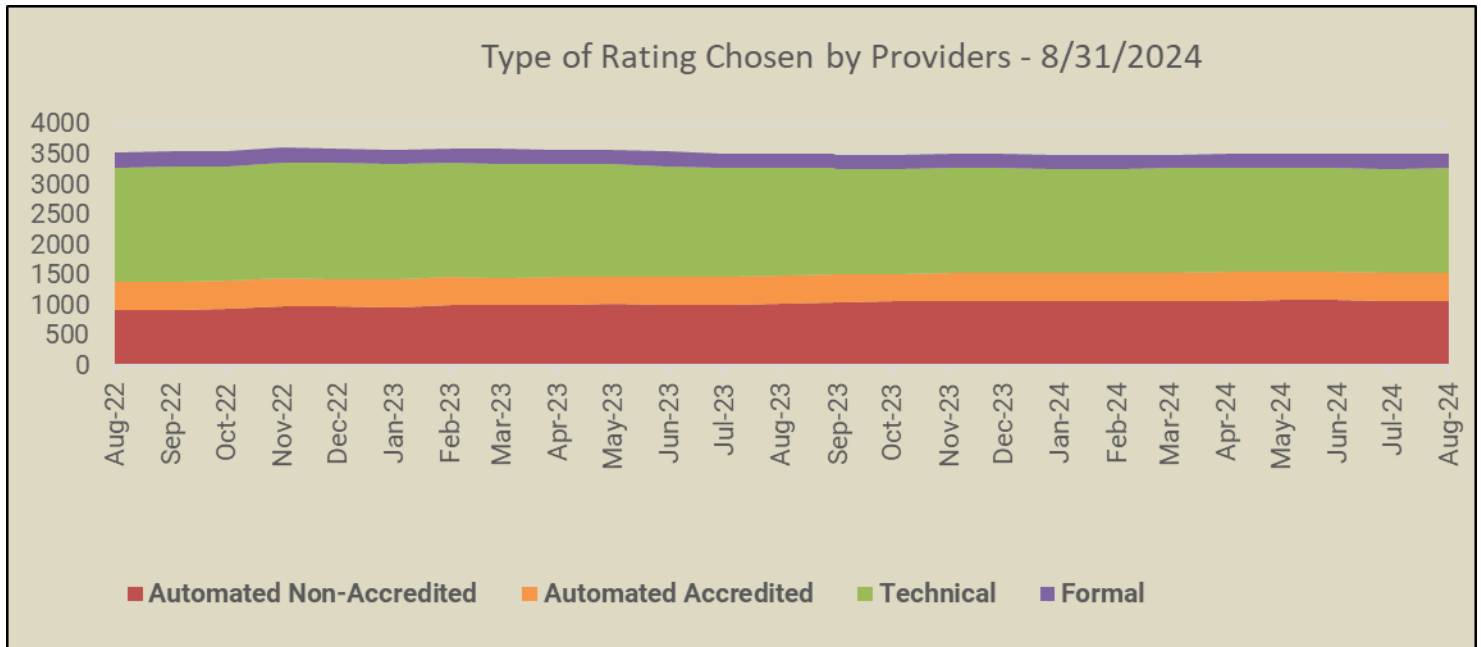
★ **Rating History and Composition:**

The composition of currently rated programs is shown below.

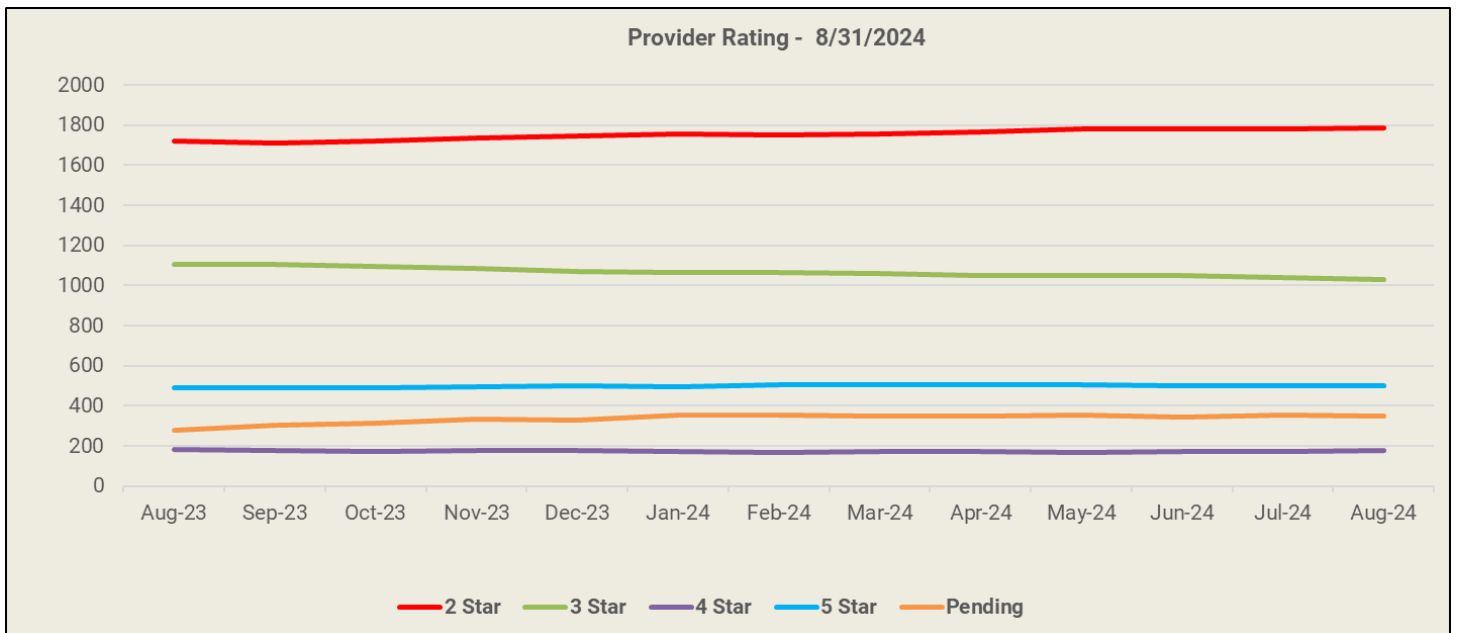


Data as of 8/31/2024

The graph below shows the movement in rating type chosen by providers over the past two years.



The graph below shows movement in rating levels for providers over the past year.

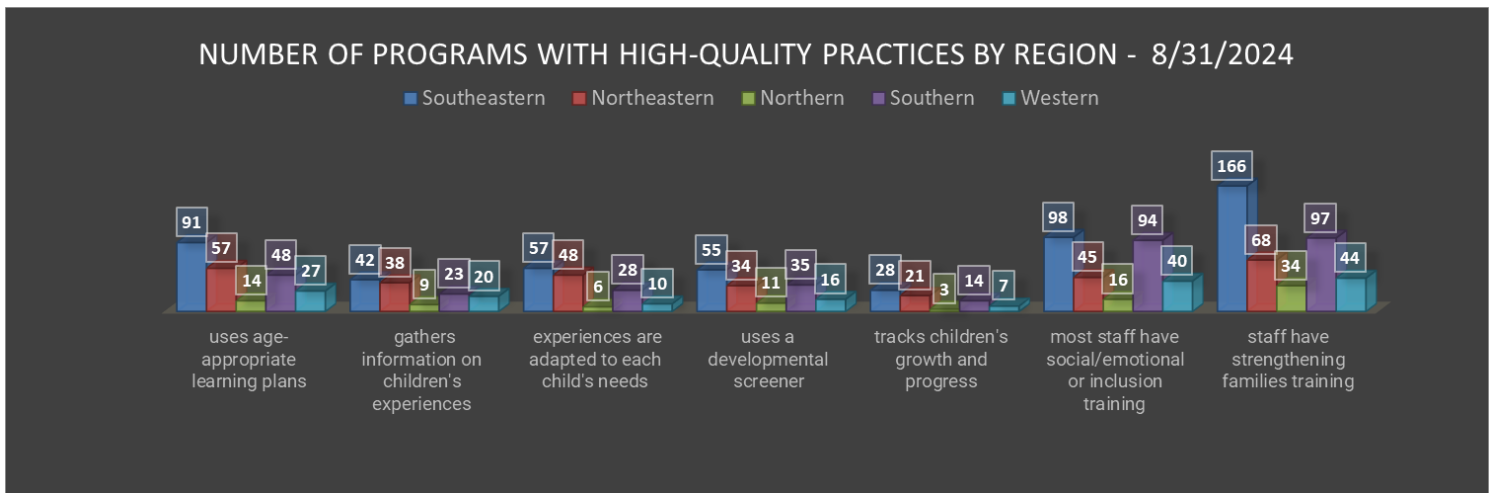


Data as of 8/31/2024

★ **High-Quality Practices:**

As part of the YoungStar evaluation process, programs can be evaluated for having key high-quality practices. The number of programs with high-quality practices is shown below by region.

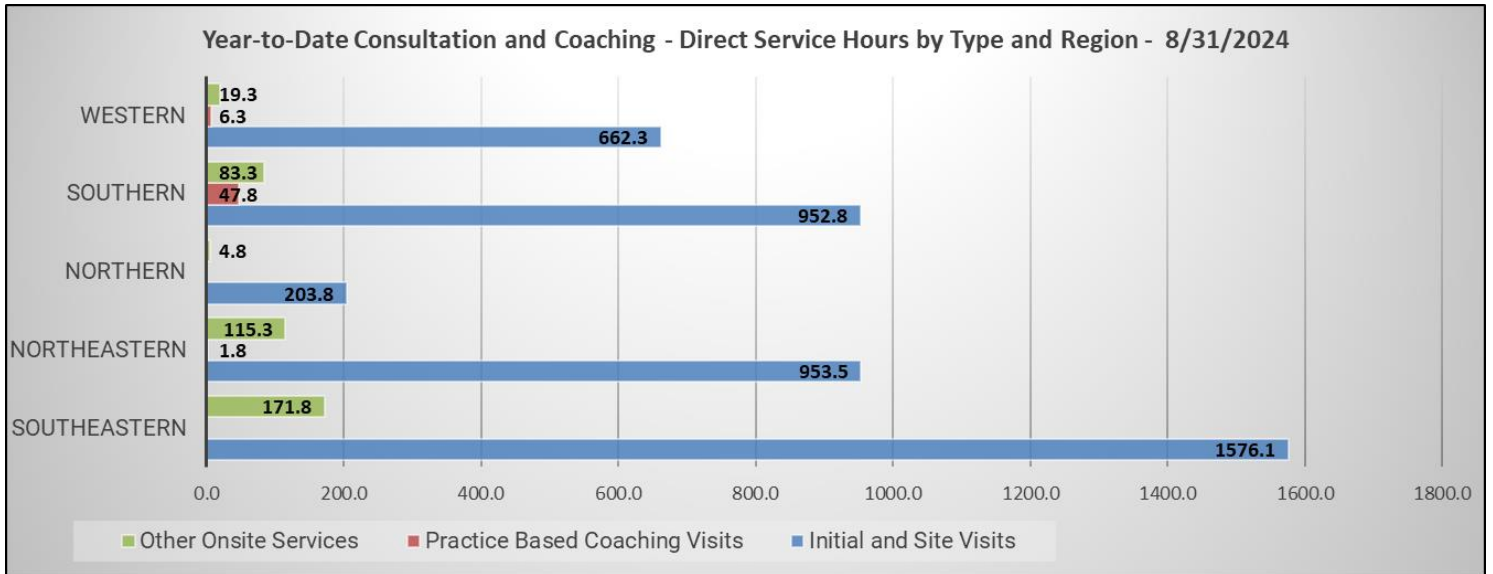
	uses age-appropriate learning plans	gathers information on children's experiences	experiences are adapted to each child's needs	uses a developmental screener	tracks children's growth and progress	most staff have social/emotional or inclusion training	staff have strengthening families training
Southeastern	91	42	57	55	28	98	166
Northeastern	57	38	48	34	21	45	68
Northern	14	9	6	11	3	16	34
Southern	48	23	28	35	14	94	97
Western	27	20	10	16	7	40	44
<b>Total</b>	<b>237</b>	<b>132</b>	<b>149</b>	<b>151</b>	<b>73</b>	<b>293</b>	<b>409</b>



Data as of 8/31/2024

★ **Onsite Services:**

YoungStar provides thousands of hours of direct consultation and coaching services every year to help early care programs with quality improvement across the state. Direct services include things like site visits, practice based coaching services, and formal rating verification visits. The number of hours provided year-to-date are shown in the chart below by type and region.




★ **YoungStar Data on Partnerships:**

Region	Standalone Head Starts	Standalone Head Starts with 4K Collaborations	Head Start Child Care Partners	4K Collaborations	YoungStar Providers
Southeastern	6	1	54	28	1,876
Northeastern	33	15	15	56	571
Northern	21	9	10	32	240
Southern	32	16	11	101	710
Western	37	12	6	49	461
<b>Statewide</b>	<b>129</b>	<b>53</b>	<b>96</b>	<b>266</b>	<b>3,858</b>

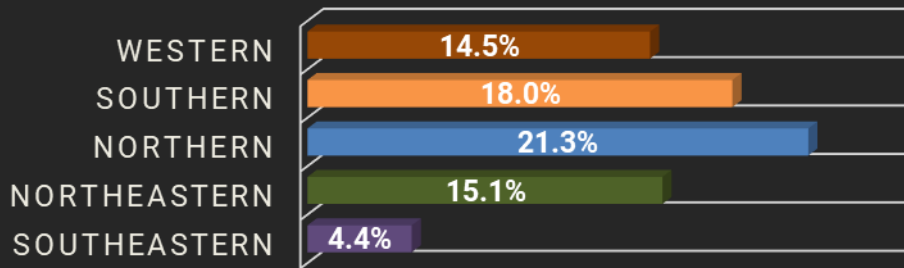
Data as of 8/31/2024

OFFICIAL PUBLIC COLLABORATION OF YOUNGSTAR PROVIDERS BY REGION AS OF 8/31/2024

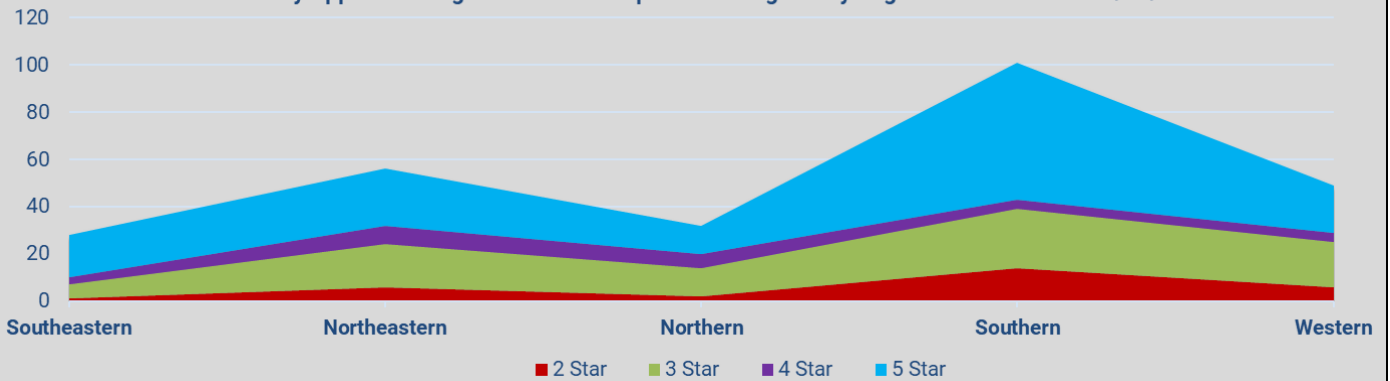
■ Standalone Head Starts   ■ Standalone Head Starts with 4K Collaborations   ■ Head Start Child Care Partners   ■ 4K Collaborations



PERCENTAGE OF COLLABORATIONS BY REGION - 8/31/2024

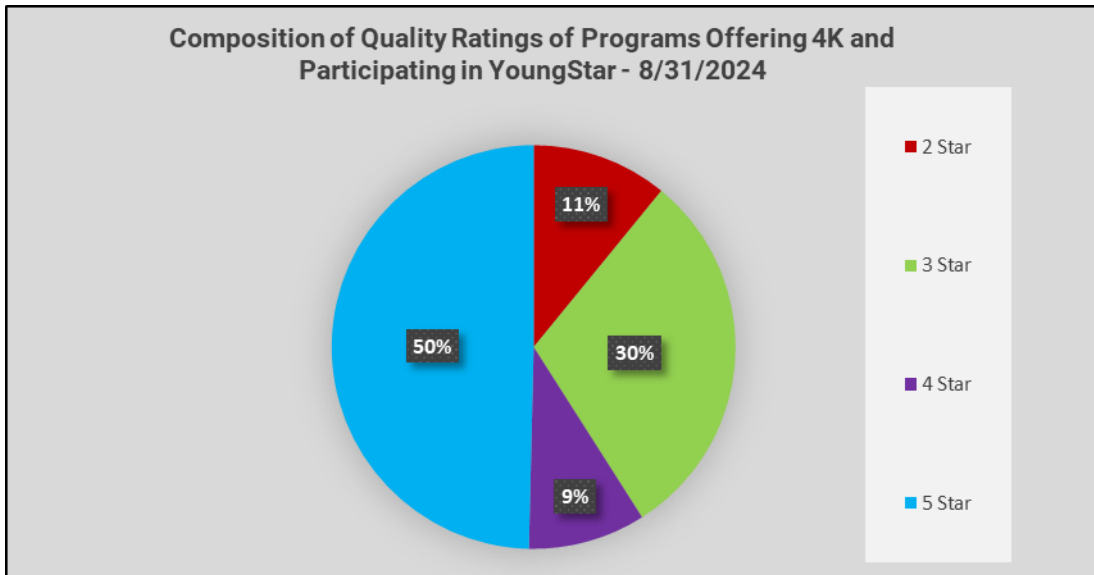


4K Community Approach Programs that Participate in YoungStar by Region and Star Level - 8/31/2024



Data as of 8/31/2024





The Head Start/4K Child Care Collaboration information is based on returned surveys and all programs may not be included.

Please see <https://dcf.wisconsin.gov/youngstar/program/impact> for more details.

Data as of 8/31/2024