

## Narrative of Monthly Report September 2023

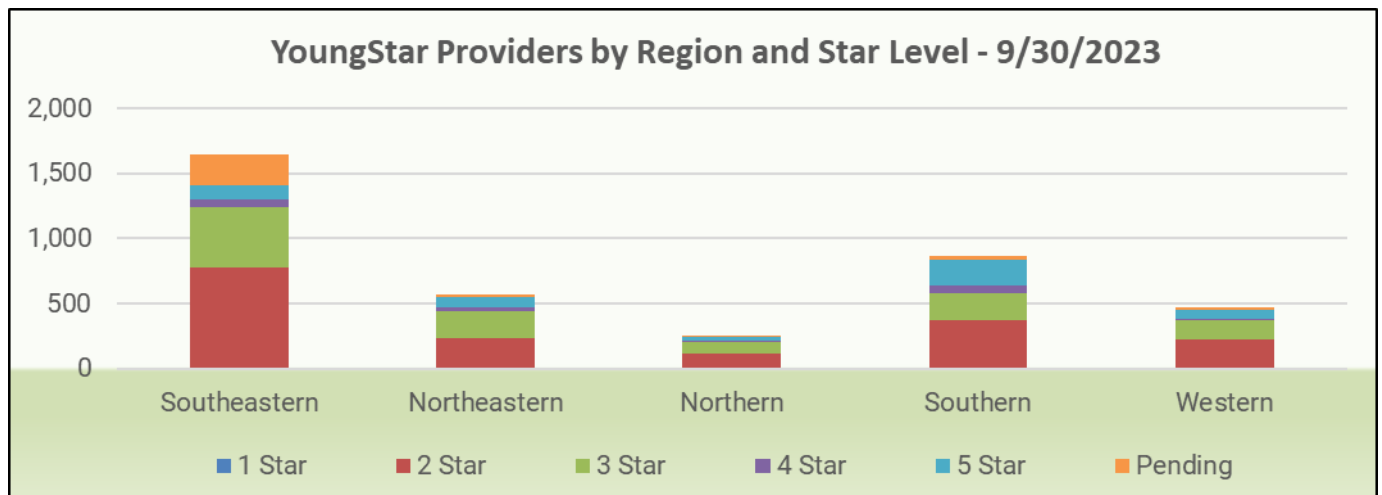
YoungStar has transitioned to a new service provider in 2023. There are now five YoungStar Regions instead of six. The Milwaukee and Kenosha/Racine Regions have been merged into the Southeastern Region. Waukesha County is now part of the Southeastern Region. These changes and adjustments are reflected in the data.

For the month of September, the following are notable YoungStar statistics.

★ **Participation and Rating Composition:**

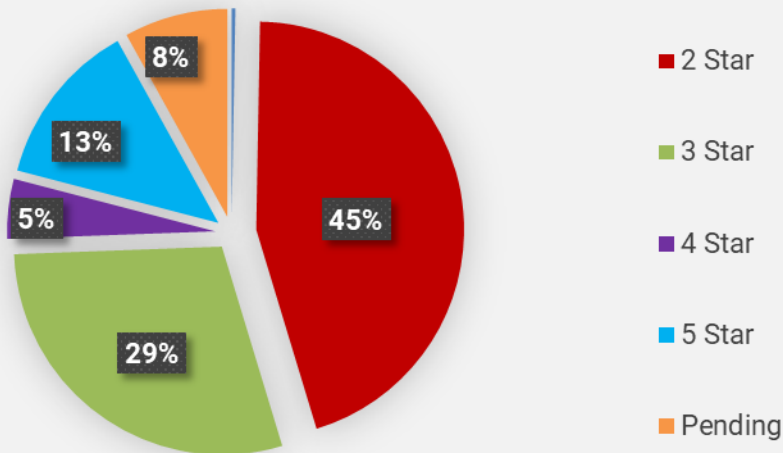
We currently have 3,796 programs participating in YoungStar. This is a decrease of 4 programs as compared to August. The chart and graph below show the rating composition by region for the current month.

	1 Star	2 Star	3 Star	4 Star	5 Star	Pending	TOTAL
<b>Southeastern</b>	6	674	618	98	422	115	<b>1,933</b>
<b>Northeastern</b>	0	51	3	6	2	3	<b>65</b>
<b>Northern</b>	4	593	379	63	53	106	<b>1,198</b>
<b>Southern</b>	1	290	53	8	3	78	<b>433</b>
<b>Western</b>	0	101	52	1	9	4	<b>167</b>
<b>Total</b>	<b>11</b>	<b>1,709</b>	<b>1,105</b>	<b>176</b>	<b>489</b>	<b>306</b>	<b>3,796</b>



Data as of 9/30/2023

Composition of Quality Ratings for all YoungStar Programs - 9/30/2023

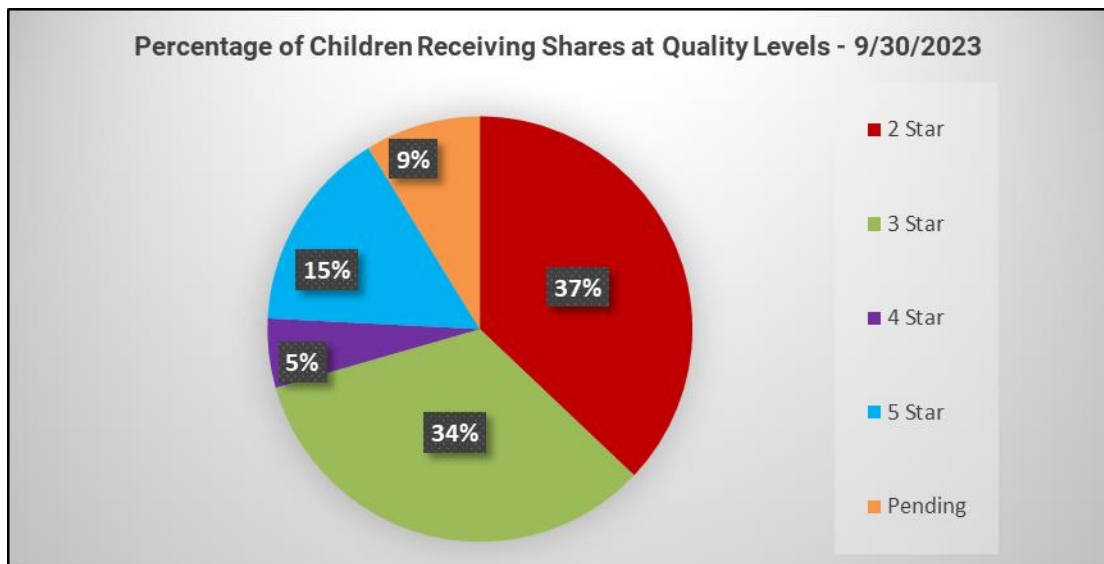
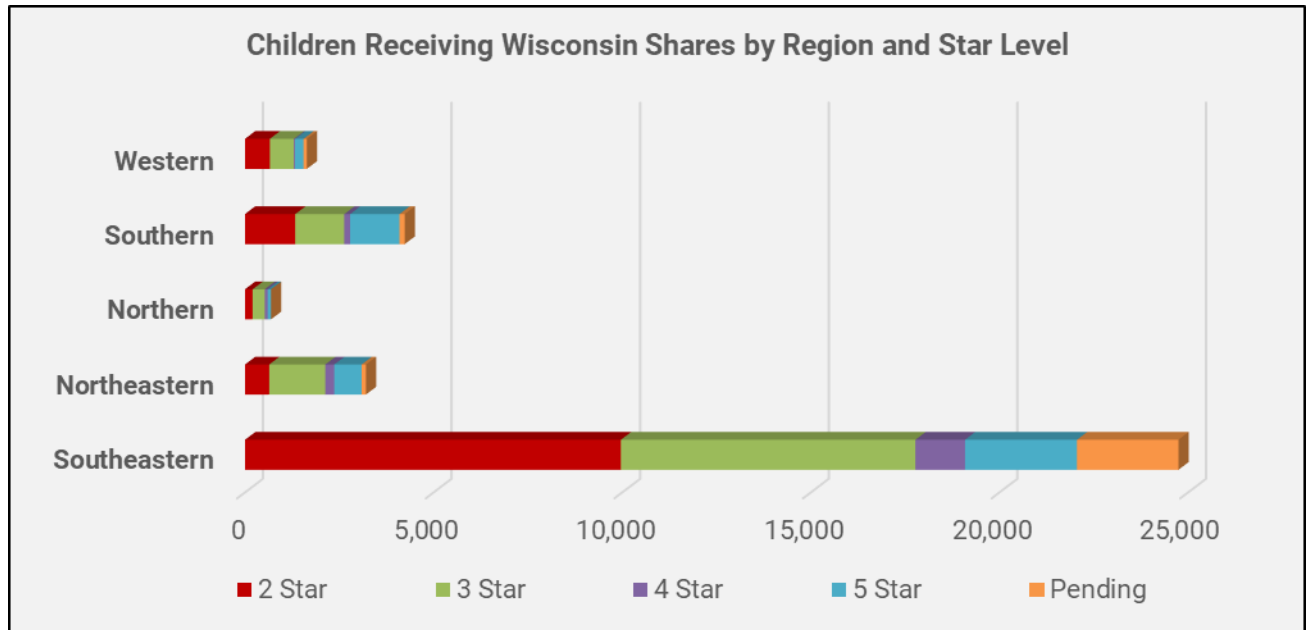


★ **Rating and Wisconsin Shares Data**

In September, the total number of programs currently rated was 3,490. There were an additional 306 programs with pending ratings. There were 2,851 programs with open Wisconsin Shares authorizations when the data was run for this report. There were children receiving Wisconsin Shares as shown by region, age, and star level.

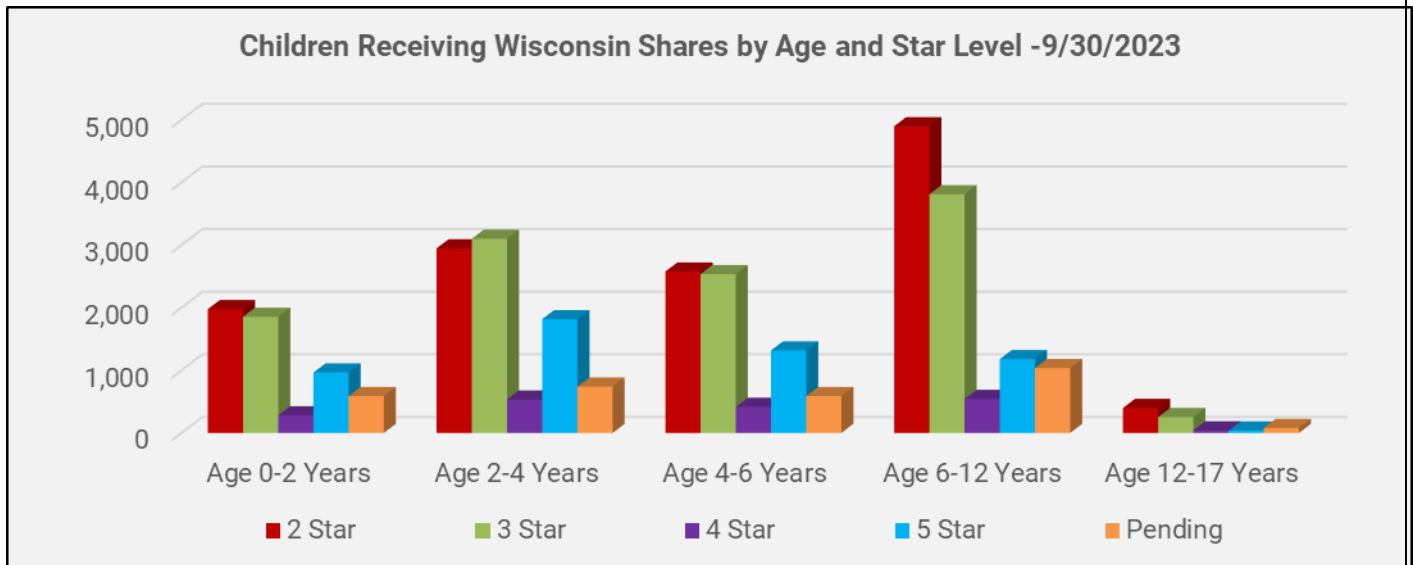
	2 Star	3 Star	4 Star	5 Star	Pending	Total
<b>Southeastern</b>	9,963	7,809	1,314	2,968	2,691	24,745
<b>Northeastern</b>	641	1,489	237	724	117	3,208
<b>Northern</b>	203	319	77	90	2	691
<b>Southern</b>	1,332	1,299	157	1,308	139	4,235
<b>Western</b>	658	639	30	225	87	1,639
<b>Total</b>	<b>12,797</b>	<b>11,555</b>	<b>1,815</b>	<b>5,315</b>	<b>3,036</b>	<b>34,518</b>

Data as of 9/30/2023



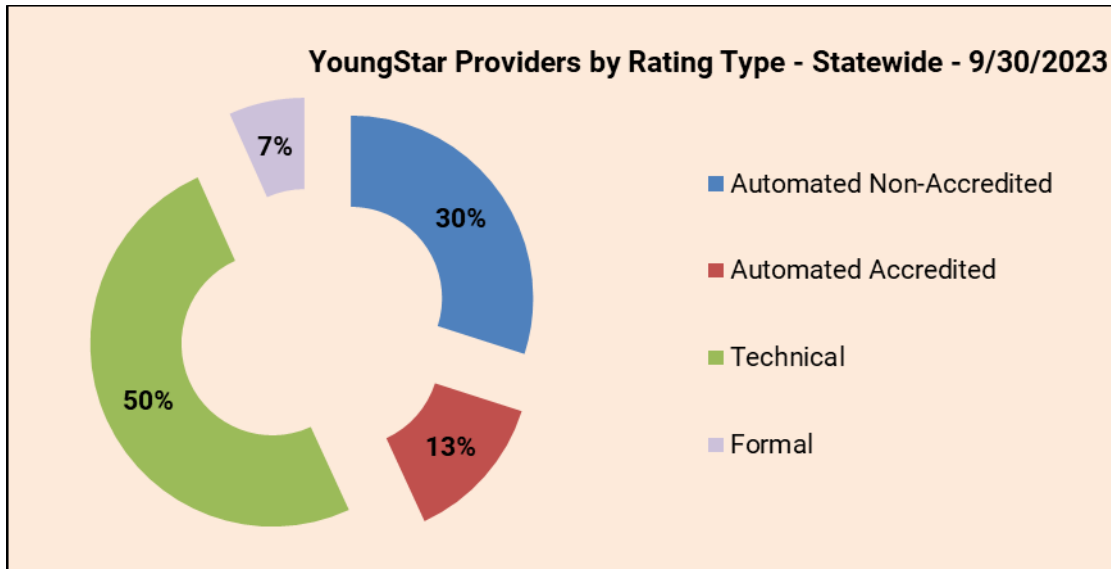
Data as of 9/30/2023

	2 Star	3 Star	4 Star	5 Star	Pending	Total
<b>Age 0-2</b>	1,977	1,855	281	965	589	<b>5,667</b>
<b>Age 2-4</b>	2,947	3,101	533	1,816	740	<b>9,137</b>
<b>Age 4-6</b>	2,577	2,536	417	1,317	590	<b>7,437</b>
<b>Age 6-12</b>	4,897	3,810	542	1,179	1,036	<b>11,464</b>
<b>Age 12-17</b>	399	253	42	38	81	<b>813</b>
<b>Total</b>	<b>12,797</b>	<b>11,555</b>	<b>1,815</b>	<b>5,315</b>	<b>3,036</b>	<b>34,518</b>

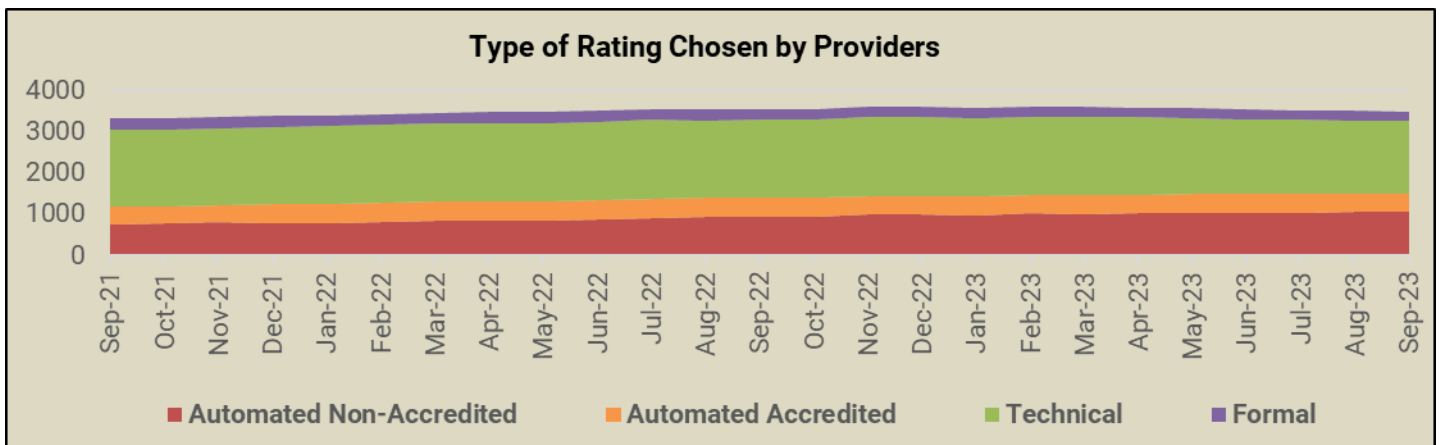


★ **Rating History and Composition:**

The composition of currently rated programs is shown below for September.



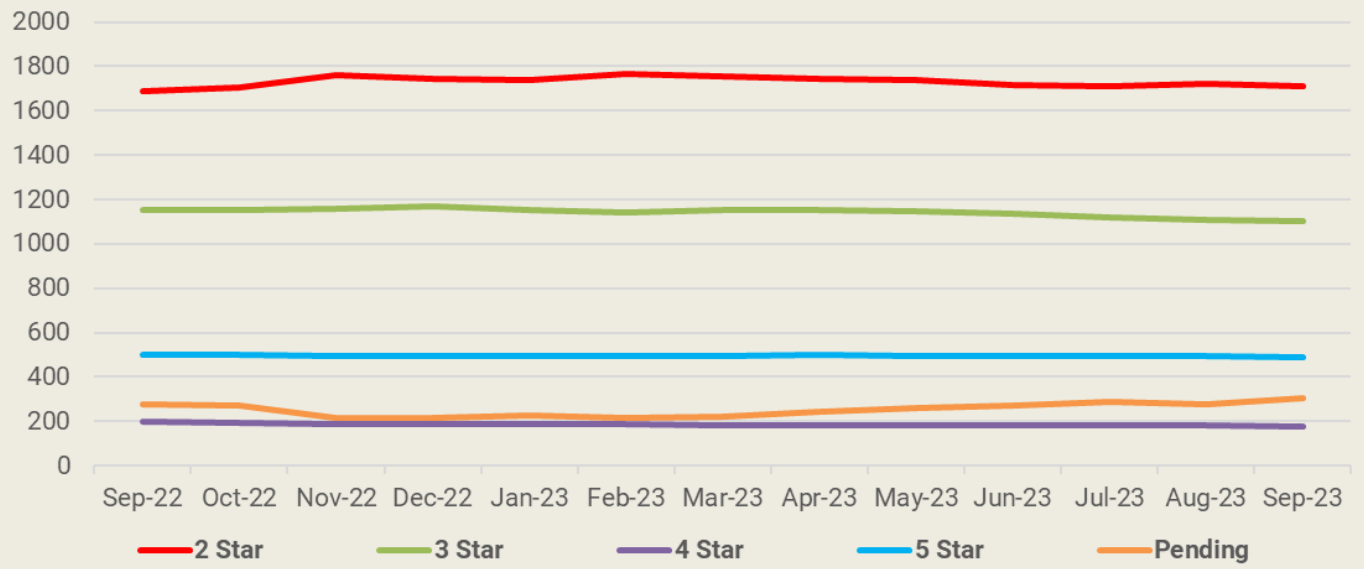
The graph below shows the movement in rating type chosen by providers over the past two years.



The graph below shows movement in rating levels for providers over the past year.

Data as of 9/30/2023

### Provider Rating September 2022- September 2023

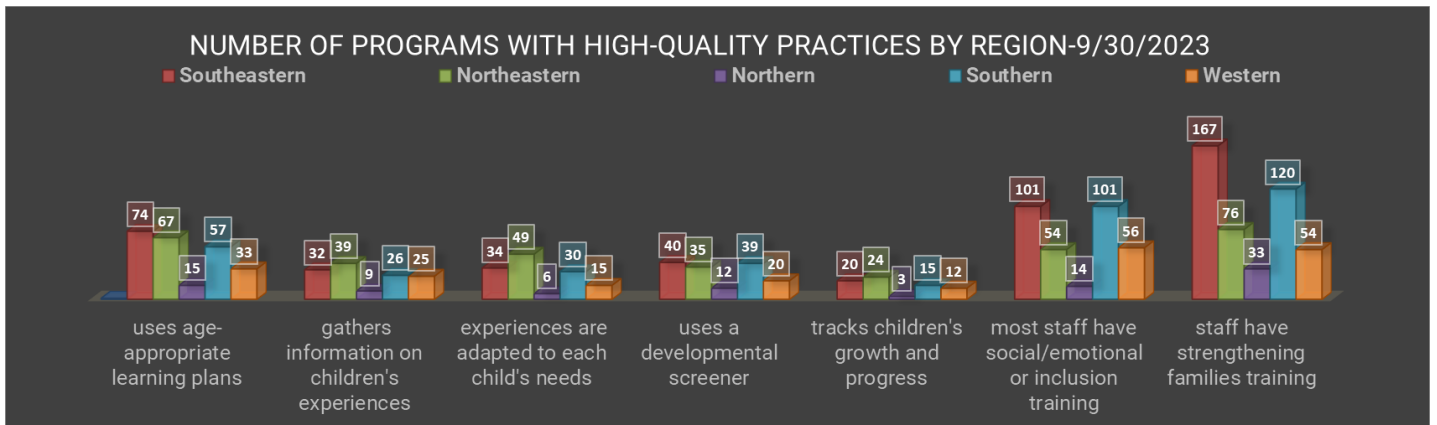


Data as of 9/30/2023

★ **High-Quality Practices:**

As part of the YoungStar evaluation process, programs can be evaluated for having key high-quality practices. The number of programs with high-quality practices is shown below by region.

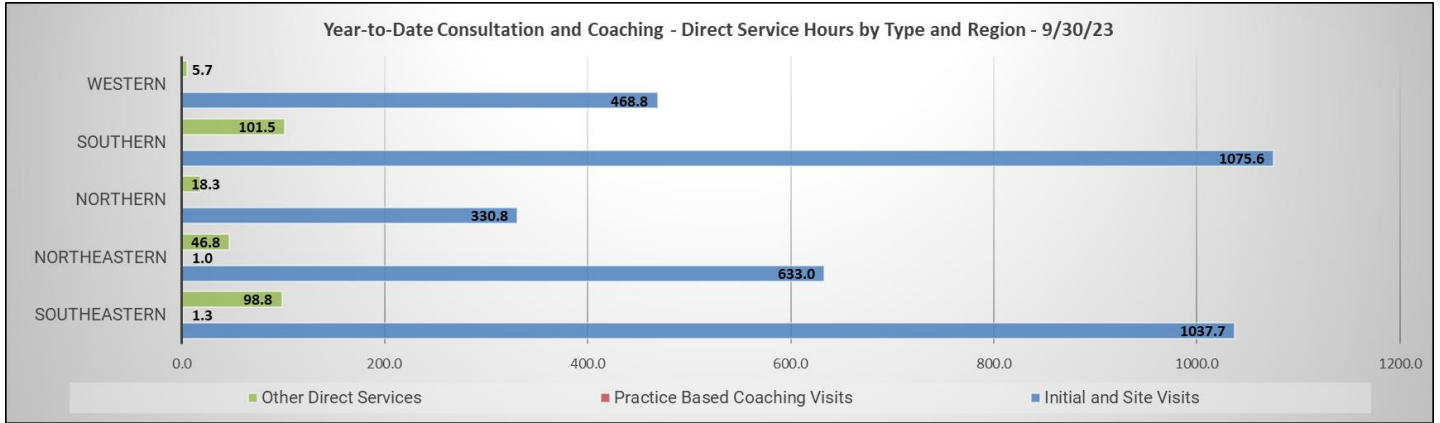
9/1/2023	uses age-appropriate learning plans	gathers information on children's experiences	experiences are adapted to each child's needs	uses a developmental screener	tracks children's growth and progress	most staff have social/emotional or inclusion training	staff have strengthening families training
Southeastern	74	32	34	40	20	101	167
Northeastern	67	39	49	35	24	54	76
Northern	15	9	6	12	3	14	33
Southern	57	26	30	39	15	101	120
Western	33	25	15	20	12	56	54
<b>Total</b>	<b>246</b>	<b>131</b>	<b>134</b>	<b>146</b>	<b>74</b>	<b>326</b>	<b>450</b>



★ **Onsite Services:**

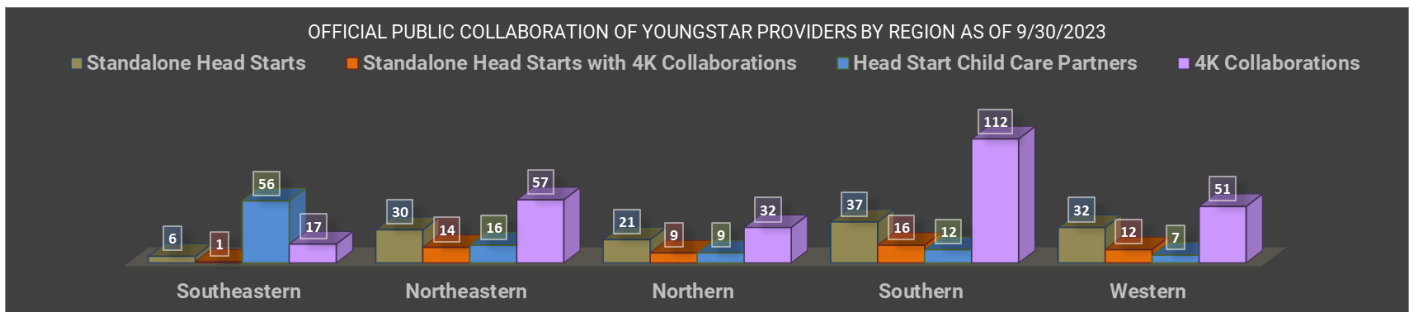
YoungStar provides thousands of hours of direct consultation and coaching services every year to help early care programs with quality improvement across the state. Direct services include things like site visits, practice based coaching services, and formal rating verification visits. The number of hours provided year-to-date are shown in the chart below by type and region.

Data as of 9/30/2023



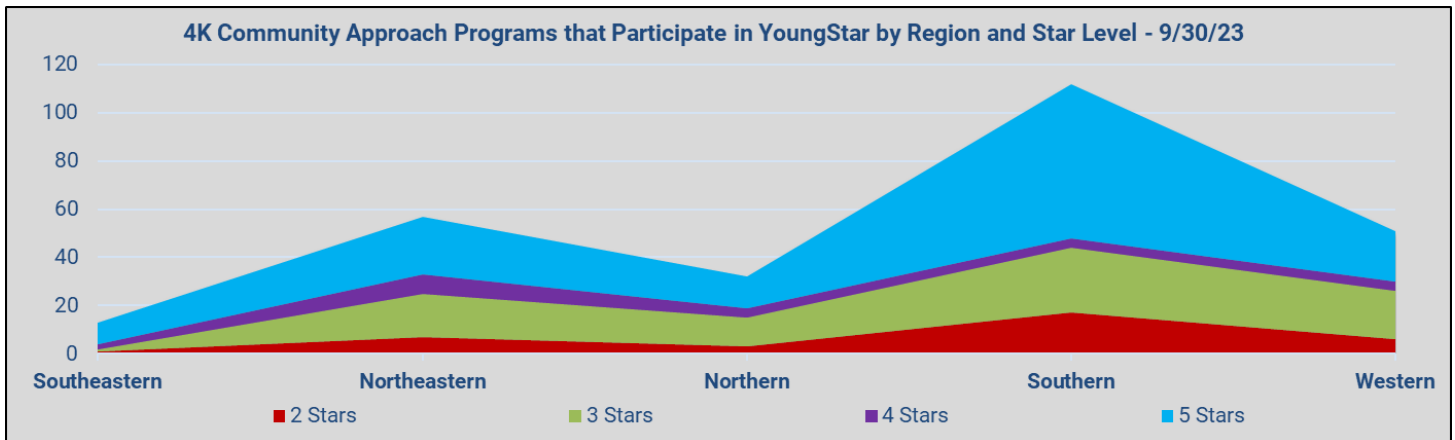
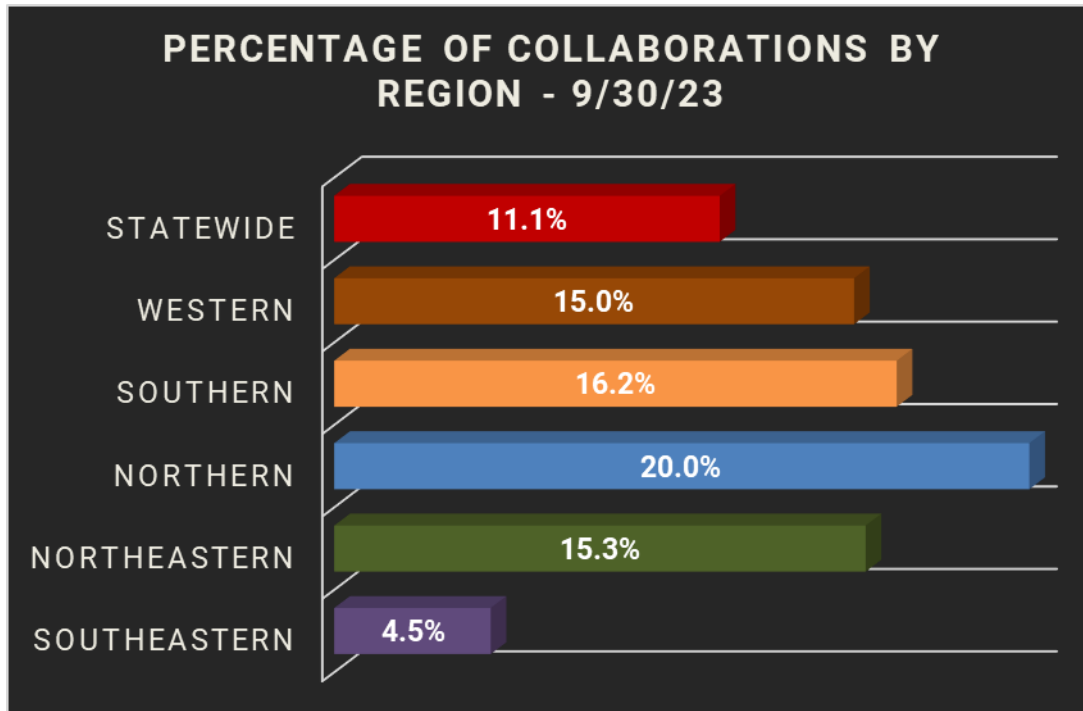
★ YoungStar Data on Partnerships as of 9/30/2023:

Region	Standalone Head Starts	Standalone Head Starts with 4K Collaborations	Head Start Child Care Partners	4K Collaborations	YoungStar Providers
Southeastern	6	1	56	17	1644
Northeastern	30	14	16	57	569
Northern	21	9	9	32	250
Southern	37	16	12	112	865
Western	32	12	7	51	468
<b>Statewide</b>	<b>126</b>	<b>52</b>	<b>100</b>	<b>269</b>	<b>3796</b>

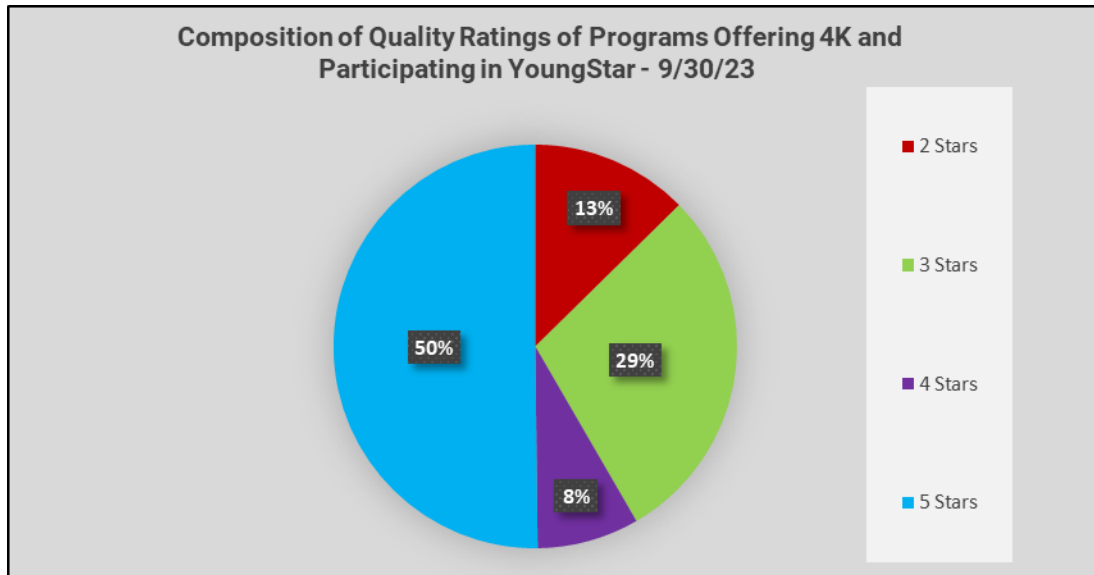


Data as of 9/30/2023





Data as of 9/30/2023



The Head Start/4K Child Care Collaboration information is based on returned surveys and all programs may not be included.

Please see <https://dcf.wisconsin.gov/youngstar/program/impact> for more details.

Data as of 9/30/2023