

## Narrative of Monthly Report March 2023

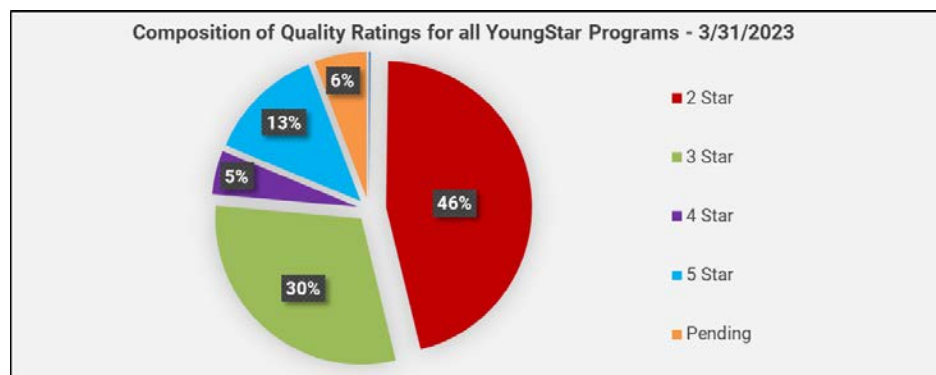
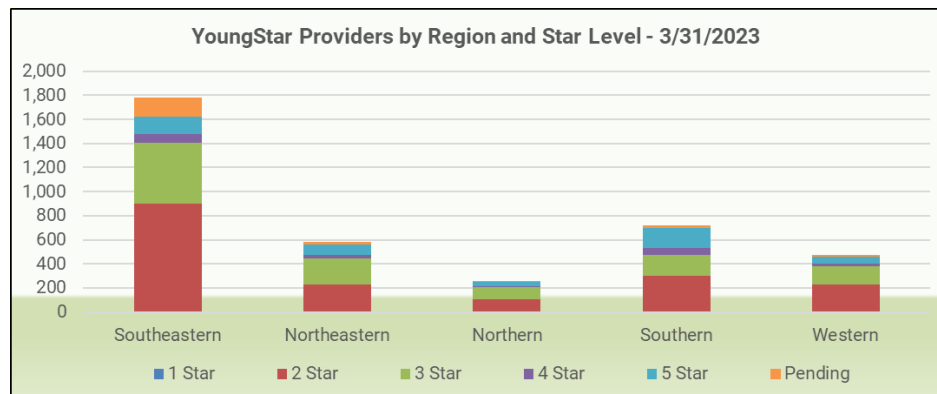
YoungStar is transitioning to a new service provider in 2023. There are now five YoungStar Regions instead of six. The Milwaukee and Kenosha/Racine Regions have been merged into the Southeastern Region. Waukesha County is now part of the Southeastern Region. These changes and adjustments are reflected in the data.

For the month of March, the following are notable YoungStar statistics.

★ **Participation and Rating Composition:**

We currently have 3,813 programs participating in YoungStar. This is a decrease of 6 programs as compared to February. The chart and graph below show the rating composition by region for the current month.

	1 Star	2 Star	3 Star	4 Star	5 Star	Pending	TOTAL
<b>Southeastern</b>	7	892	510	69	142	161	<b>1,781</b>
<b>Northeastern</b>	0	228	216	32	87	19	<b>582</b>
<b>Northern</b>	0	108	97	10	33	9	<b>257</b>
<b>Southern</b>	1	299	176	54	171	17	<b>718</b>
<b>Western</b>	0	226	152	20	61	16	<b>475</b>
<b>Total</b>	<b>8</b>	<b>1,753</b>	<b>1,151</b>	<b>185</b>	<b>494</b>	<b>222</b>	<b>3,813</b>

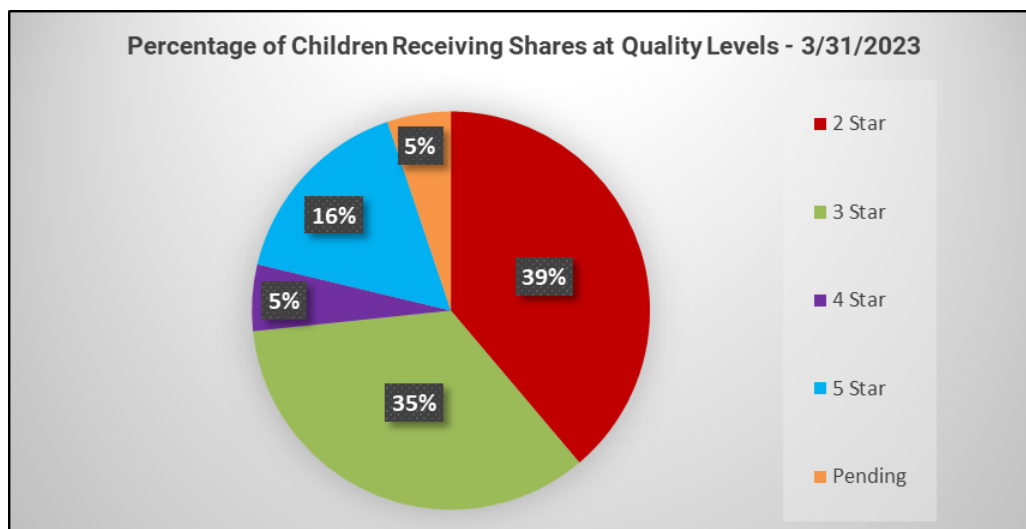
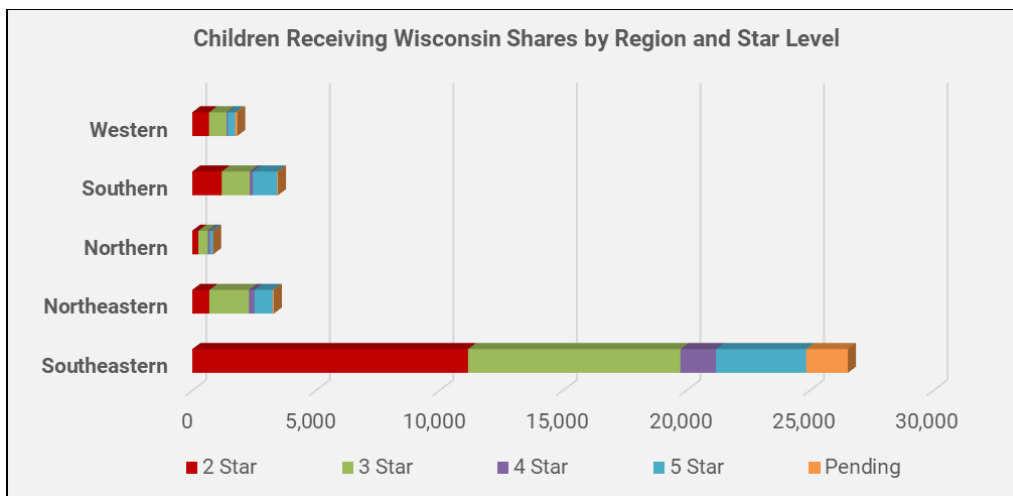


Data as of 3/31/2023

★ **Rating and Wisconsin Shares Data**

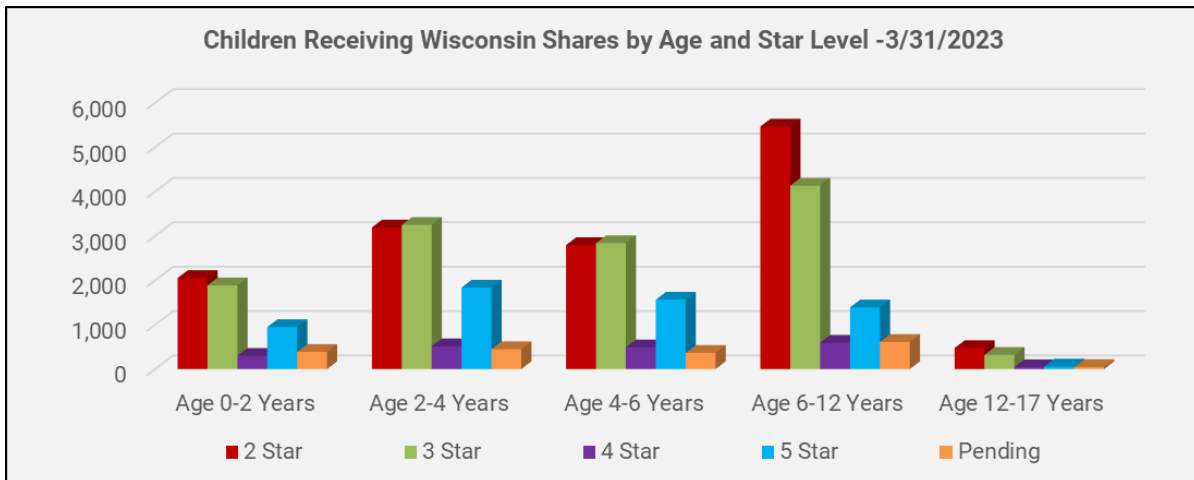
In March, the total number of programs currently rated was 3,591. There were an additional 222 programs with pending ratings. There were 2,888 programs with open Wisconsin Shares authorizations when the data was run for this report. There were 36,021 children receiving Wisconsin Shares as shown by region, age, and star level.

	2 Star	3 Star	4 Star	5 Star	Pending	Total
<b>Southeastern</b>	11,163	8,599	1,440	3,651	<b>1,690</b>	<b>26,575</b>
<b>Northeastern</b>	690	1,603	224	741	<b>47</b>	<b>3,305</b>
<b>Northern</b>	246	382	93	123	<b>2</b>	<b>846</b>
<b>Southern</b>	1,194	1,131	135	974	<b>39</b>	<b>3,473</b>
<b>Western</b>	681	706	49	304	<b>82</b>	<b>1,822</b>
<b>Total</b>	<b>13,974</b>	<b>12,421</b>	<b>1,941</b>	<b>5,793</b>	<b>1,860</b>	<b>36,021</b>



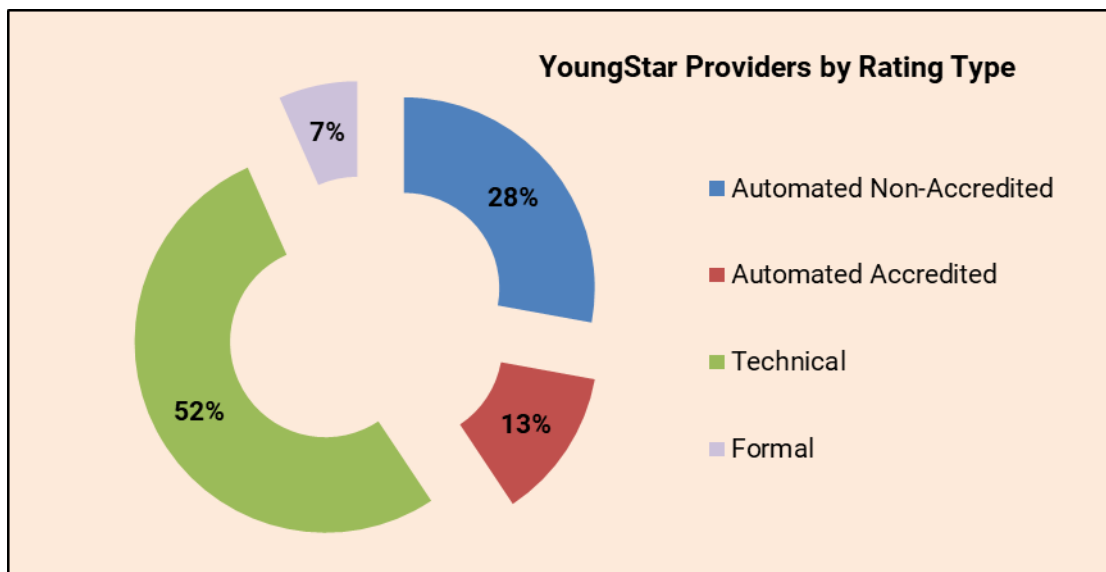
Data as of 3/31/2023

	2 Star	3 Star	4 Star	5 Star	Pending	Total
Age 0-2	2,053	1,886	299	946	388	5,572
Age 2-4	3,190	3,247	513	1,836	448	9,234
Age 4-6	2,794	2,837	490	1,563	365	8,049
Age 6-12	5,463	4,131	594	1,388	613	12,189
Age 12-17	474	320	45	60	46	945
<b>Total</b>	<b>13,974</b>	<b>12,421</b>	<b>1,941</b>	<b>5,793</b>	<b>1,860</b>	<b>35,989</b>



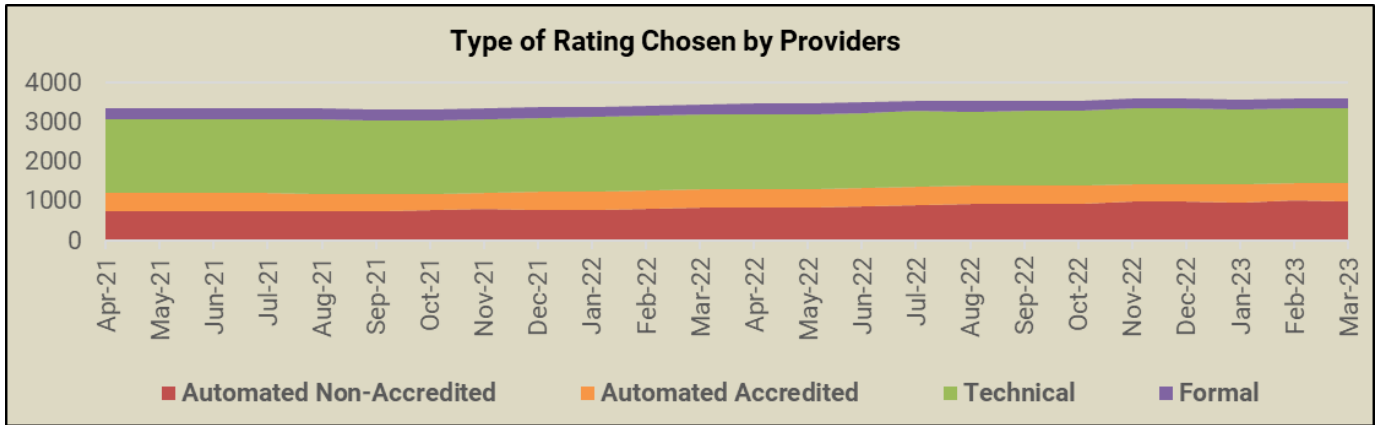
★ **Rating History and Composition:**

The composition of currently rated programs is shown below for March.

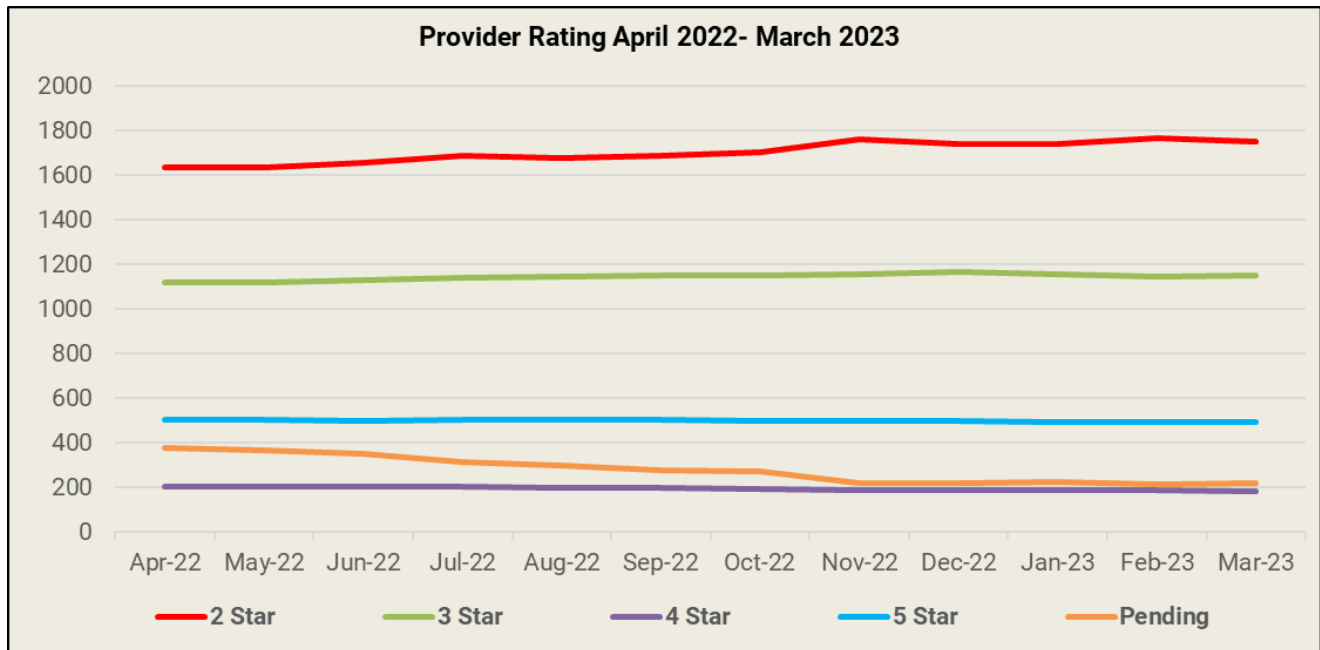


Data as of 3/31/2023

The graph below shows the movement in rating type chosen by providers over the past two years.



The graph below shows movement in rating levels for providers over the past year.

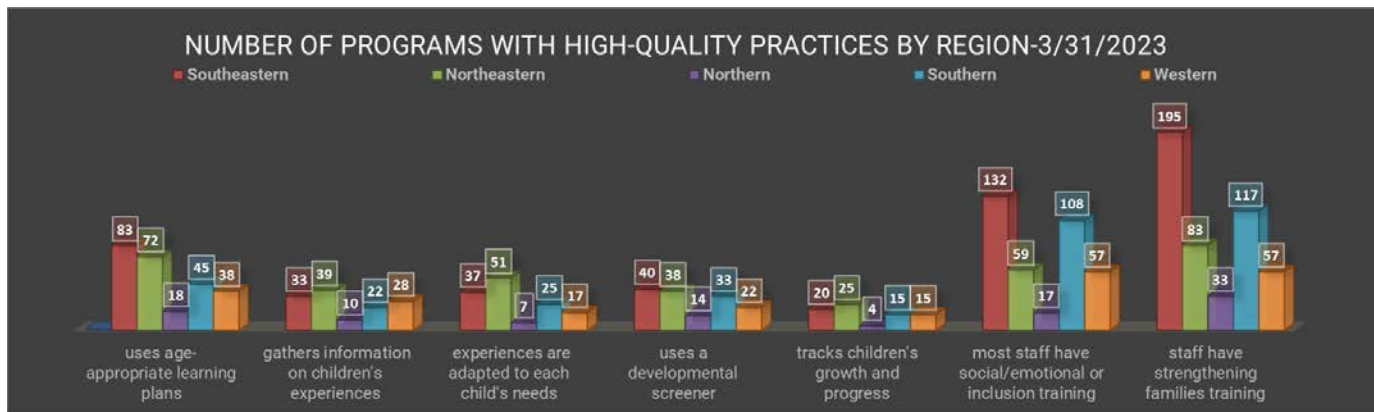


Data as of 3/31/2023

★ **High-Quality Practices:**

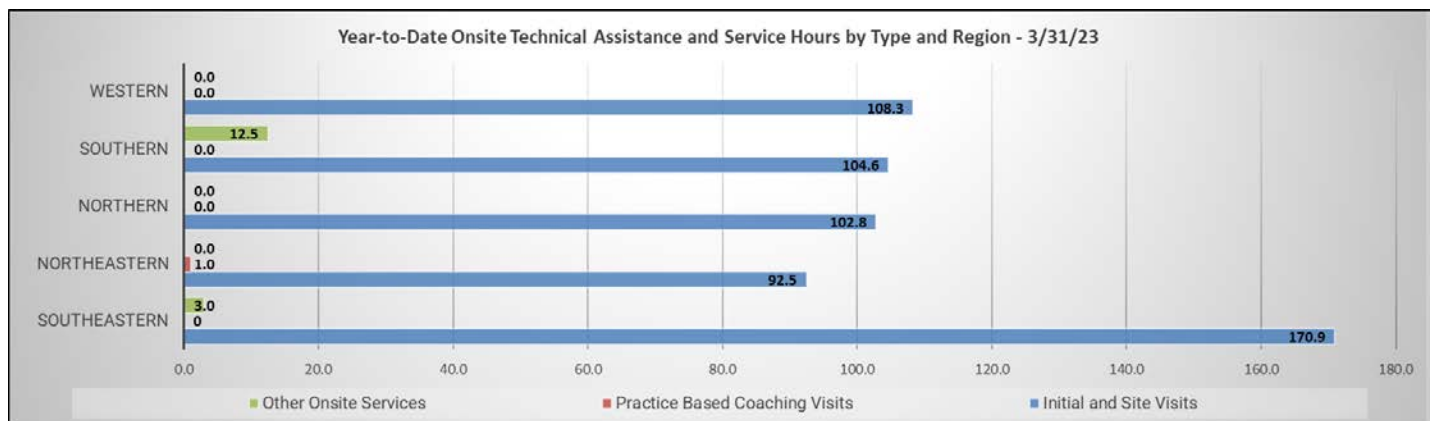
As part of the YoungStar evaluation process, programs can be evaluated for having key high-quality practices. The number of programs with high-quality practices is shown below by region.

3/31/2023	uses age-appropriate learning plans	gathers information on children's experiences	experiences are adapted to each child's needs	uses a developmental screener	tracks children's growth and progress	most staff have social/emotional or inclusion training	staff have strengthening families training
Southeastern	83	33	37	40	20	132	195
Northeastern	72	39	51	38	25	59	83
Northern	18	10	7	14	4	17	33
Southern	45	22	25	33	15	108	117
Western	38	28	17	22	15	57	57
<b>Total</b>	<b>256</b>	<b>132</b>	<b>137</b>	<b>147</b>	<b>79</b>	<b>373</b>	<b>485</b>



★ **Onsite Services:**

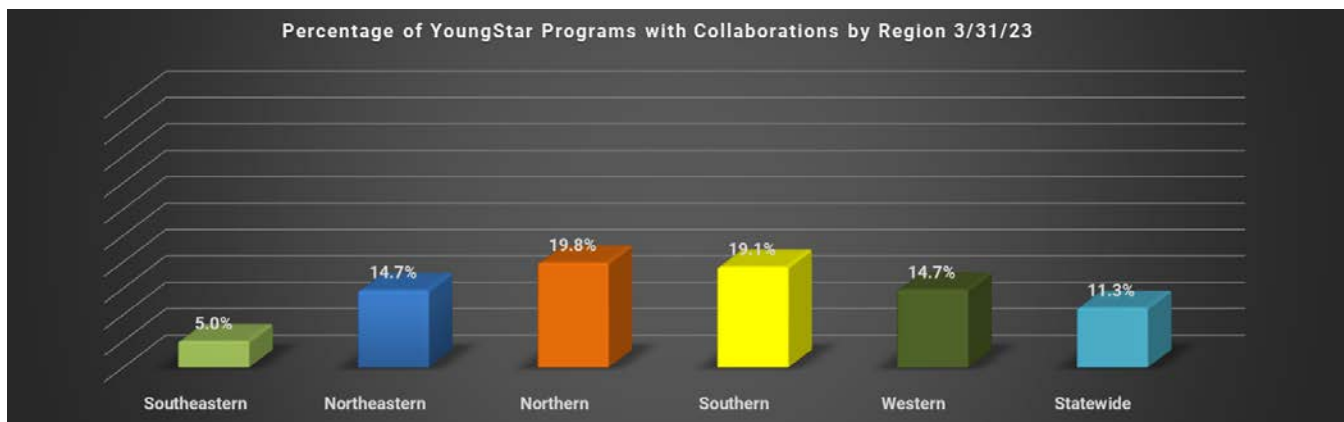
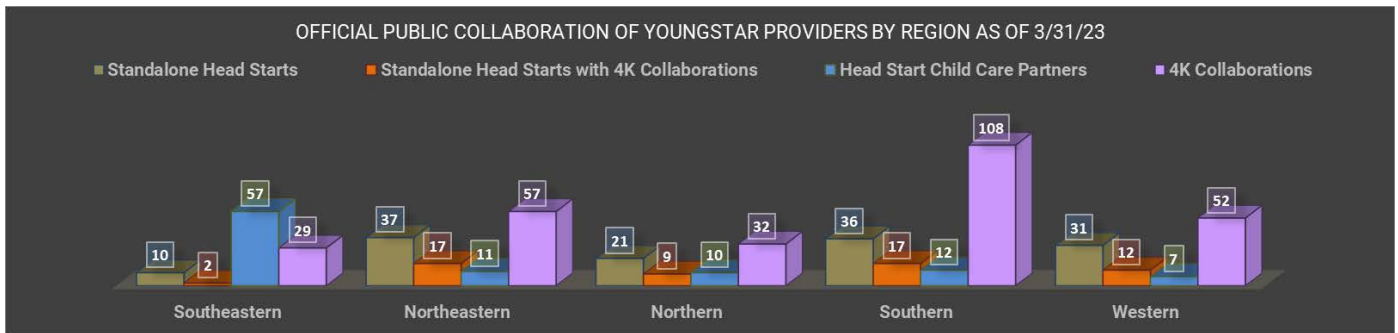
YoungStar provides thousands of hours of onsite technical assistance and other services every year to help early care programs with quality improvement across the state. Onsite services include things like site visits, practice based coaching services, and formal rating verification visits. The number of hours provided year-to-date are shown in the chart below by type and region.



Data as of 3/31/2023

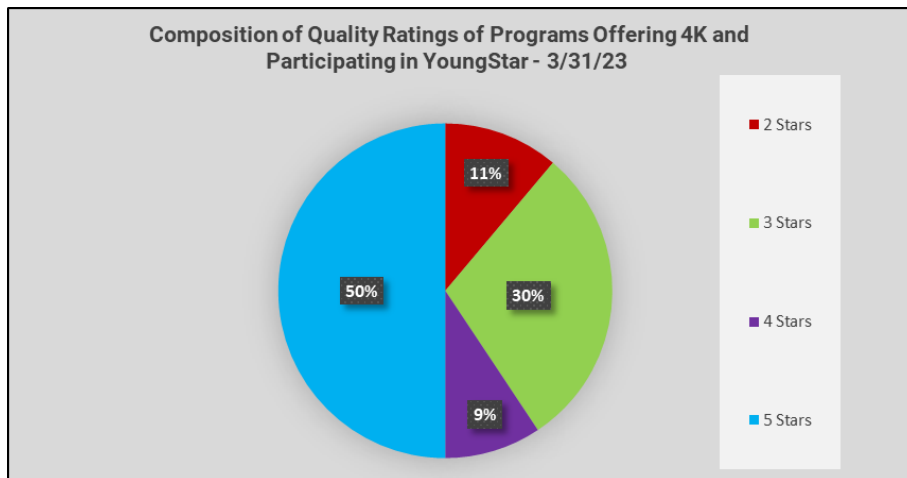
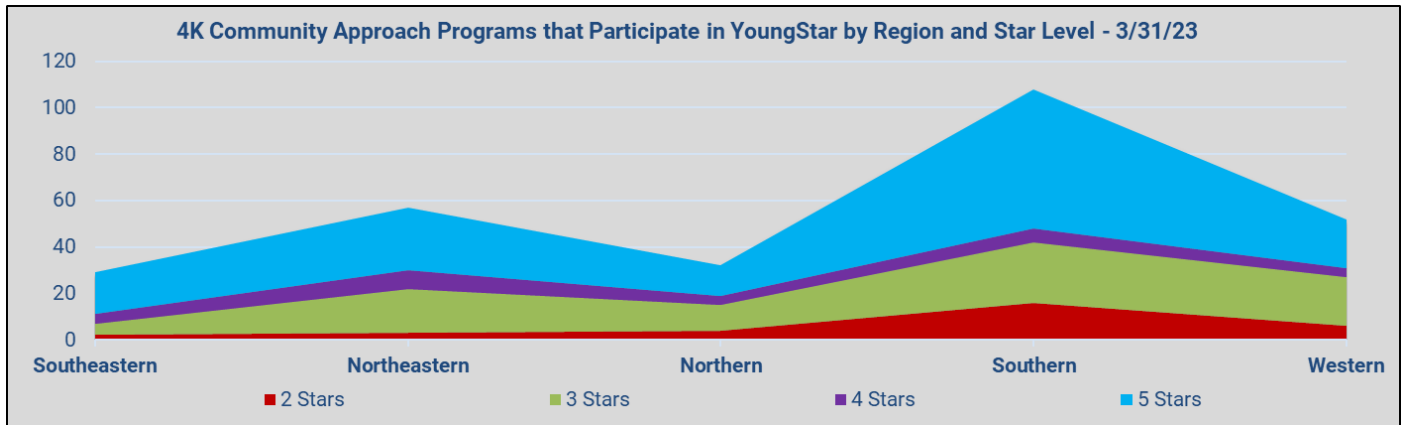
★ YoungStar Data on Partnerships as of 3/31/2023:

Region	Standalone Head Starts	Standalone Head Starts with 4K Collaborations	Head Start Child Care Partners	4K Collaborations	YoungStar Providers
Southeastern	10	2	57	29	1781
Northeastern	37	17	11	57	582
Northern	21	9	10	32	257
Southern	36	17	12	108	718
Western	31	12	7	52	475
<b>Total</b>	<b>135</b>	<b>57</b>	<b>97</b>	<b>278</b>	<b>3813</b>



4K Collaborations	2 Stars	3 Stars	4 Stars	5 Stars	Pending	Total
Southeastern	2	5	4	18	0	29
Northeastern	3	19	8	27	0	57
Northern	4	11	4	13	0	32
Southern	16	26	6	60	0	108
Western	6	21	4	21	0	52
<b>Total</b>	<b>31</b>	<b>82</b>	<b>26</b>	<b>139</b>	<b>0</b>	<b>278</b>

Data as of 3/31/2023



The Head Start/4K Child Care Collaboration information is based on returned surveys and all programs may not be included.

Please see <https://dcf.wisconsin.gov/youngstar/program/impact> for more details.

Data as of 3/31/2023