

## Narrative of Monthly Report June 2023

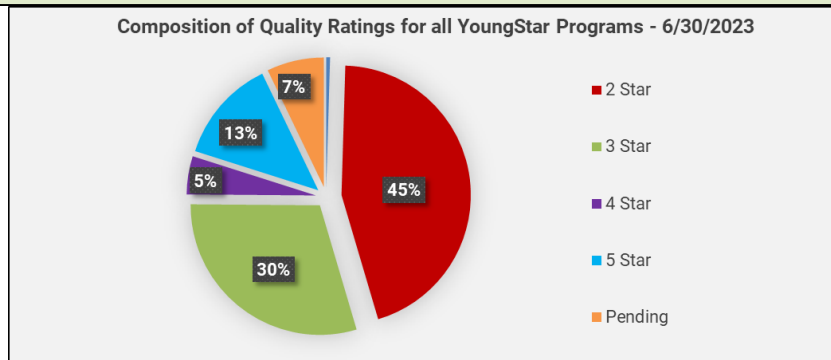
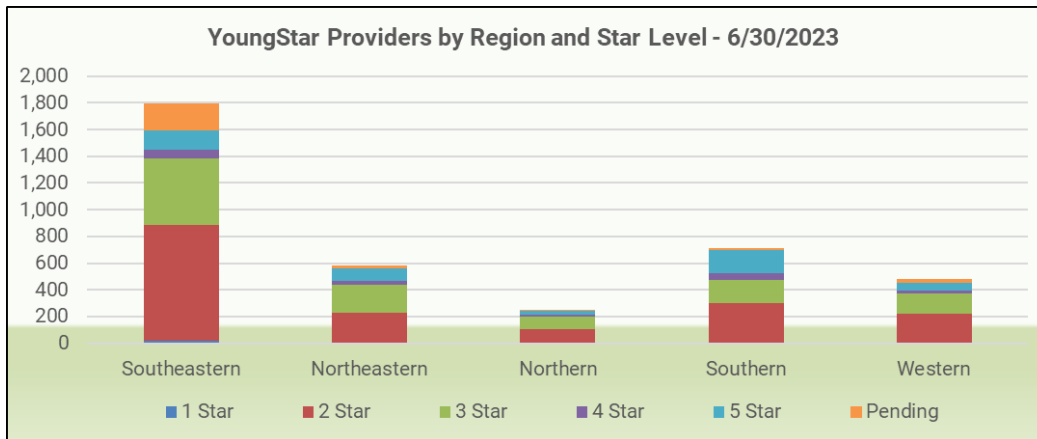
YoungStar is transitioning to a new service provider in 2023. There are now five YoungStar Regions instead of six. The Milwaukee and Kenosha/Racine Regions have been merged into the Southeastern Region. Waukesha County is now part of the Southeastern Region. These changes and adjustments are reflected in the data.

For the month of June, the following are notable YoungStar statistics.

★ **Participation and Rating Composition:**

We currently have 3,820 programs participating in YoungStar. This is a decrease of 16 programs as compared to May. The chart and graph below show the rating composition by region for the current month.

	1 Star	2 Star	3 Star	4 Star	5 Star	Pending	TOTAL
<b>Southeastern</b>	16	868	499	68	139	206	<b>1,796</b>
<b>Northeastern</b>	0	227	210	32	93	17	<b>579</b>
<b>Northern</b>	0	105	97	10	33	8	<b>253</b>
<b>Southern</b>	2	295	178	53	169	17	<b>714</b>
<b>Western</b>	0	222	151	19	61	25	<b>478</b>
<b>Total</b>	<b>18</b>	<b>1,717</b>	<b>1,135</b>	<b>182</b>	<b>495</b>	<b>273</b>	<b>3,820</b>

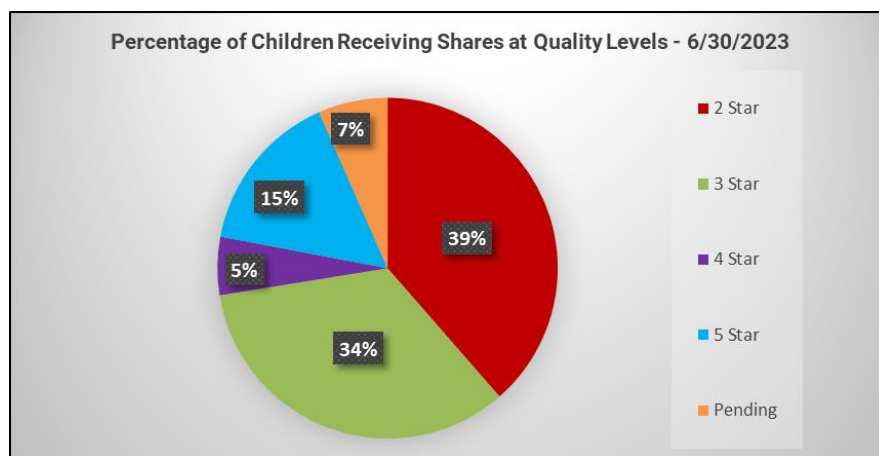
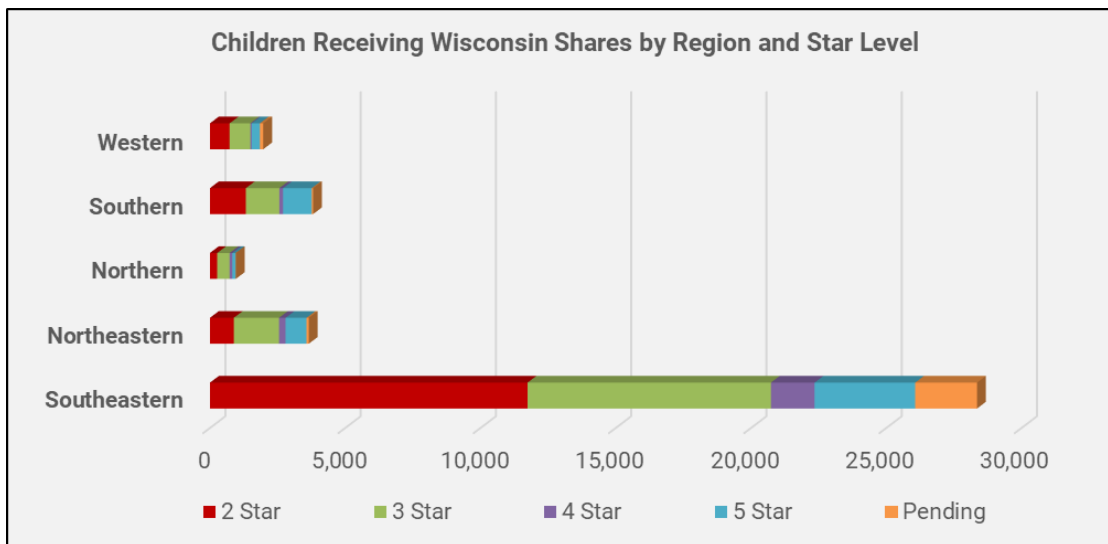


Data as of 6/30/2023

★ **Rating and Wisconsin Shares Data**

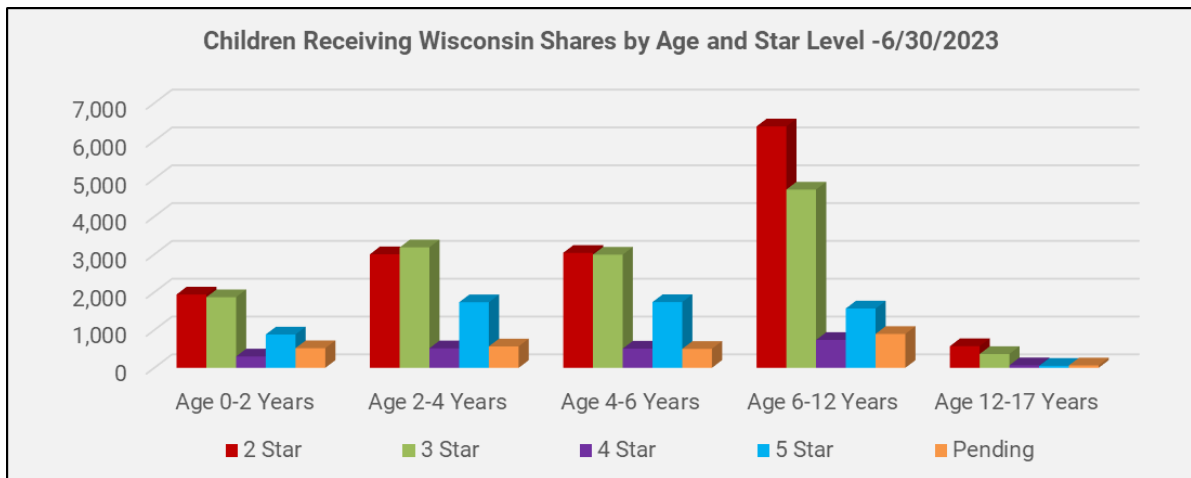
In June, the total number of programs currently rated was 3,547. There were an additional 273 programs with pending ratings. There were 2,915 programs with open Wisconsin Shares authorizations when the data was run for this report. There were 38,749 children receiving Wisconsin Shares as shown by region, age, and star level.

	2 Star	3 Star	4 Star	5 Star	Pending	Total
<b>Southeastern</b>	11,741	8,995	1,615	3,717	2,286	28,354
<b>Northeastern</b>	881	1,675	239	775	86	3,656
<b>Northern</b>	268	458	102	123	6	957
<b>Southern</b>	1,329	1,236	135	1,061	50	3,811
<b>Western</b>	727	767	45	306	126	1,971
<b>Total</b>	<b>14,946</b>	<b>13,131</b>	<b>2,136</b>	<b>5,982</b>	<b>2,554</b>	<b>38,749</b>



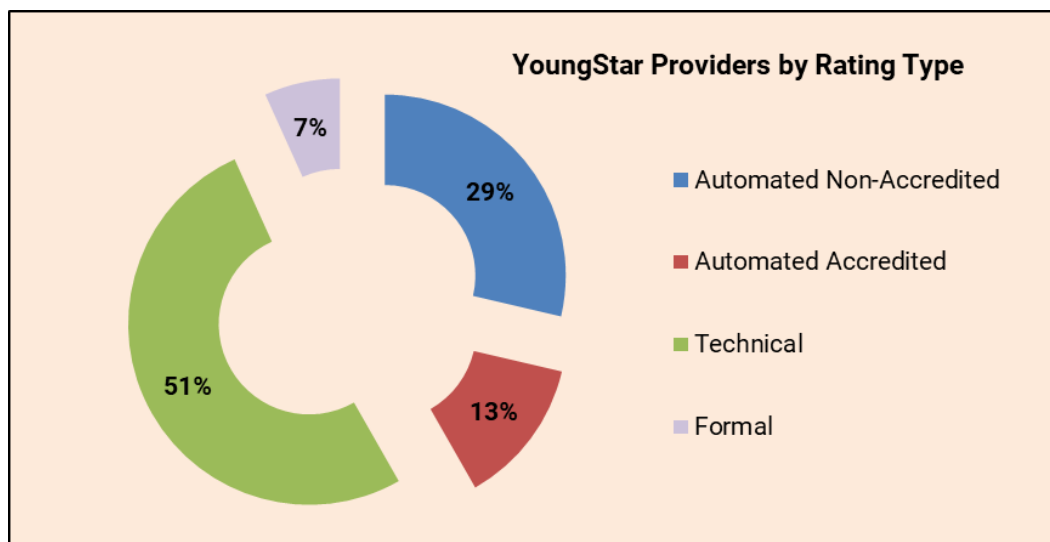
Data as of 6/30/2023

	2 Star	3 Star	4 Star	5 Star	Pending	Total
<b>Age 0-2</b>	1,941	1,869	303	884	521	<b>5,518</b>
<b>Age 2-4</b>	3,005	3,186	517	1,734	568	<b>9,010</b>
<b>Age 4-6</b>	3,041	2,994	508	1,739	503	<b>8,785</b>
<b>Age 6-12</b>	6,385	4,715	738	1,569	897	<b>14,304</b>
<b>Age 12-17</b>	574	367	70	56	65	<b>1,132</b>
<b>Total</b>	<b>14,946</b>	<b>13,131</b>	<b>2,136</b>	<b>5,982</b>	<b>2,554</b>	<b>38,749</b>



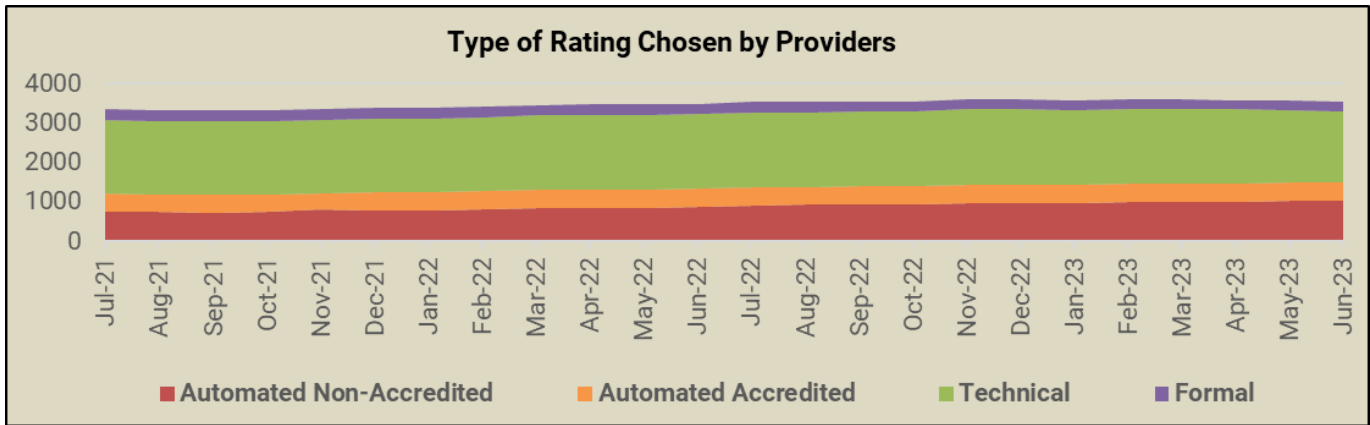
★ **Rating History and Composition:**

The composition of currently rated programs is shown below for June.

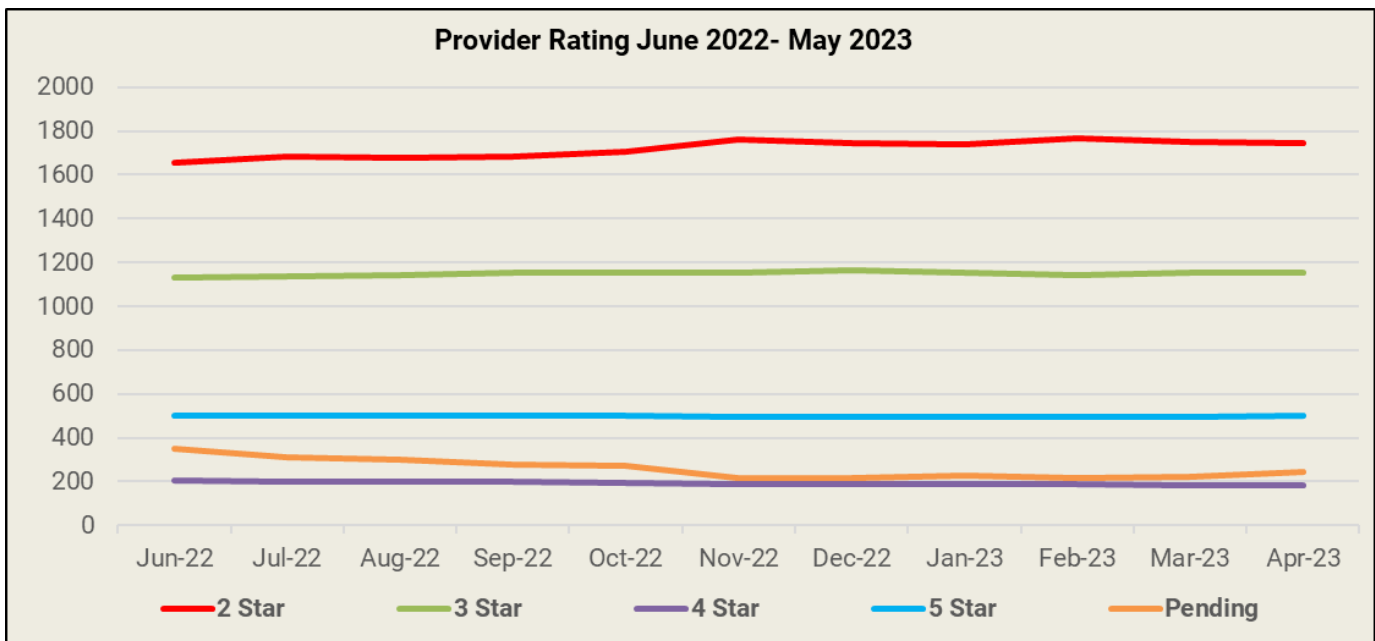


Data as of 6/30/2023

The graph below shows the movement in rating type chosen by providers over the past two years.



The graph below shows movement in rating levels for providers over the past year.

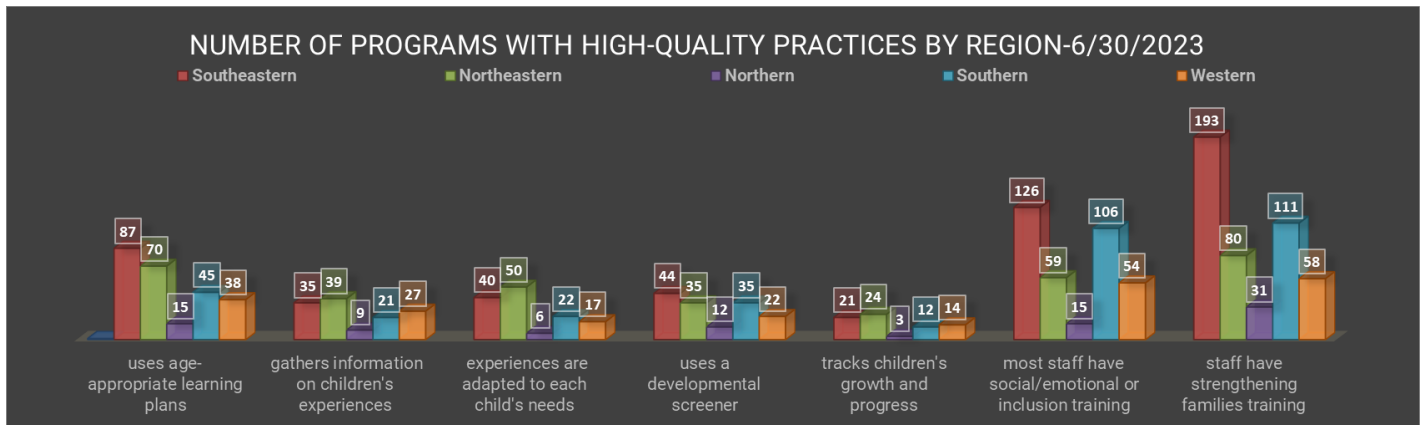


Data as of 6/30/2023

★ **High-Quality Practices:**

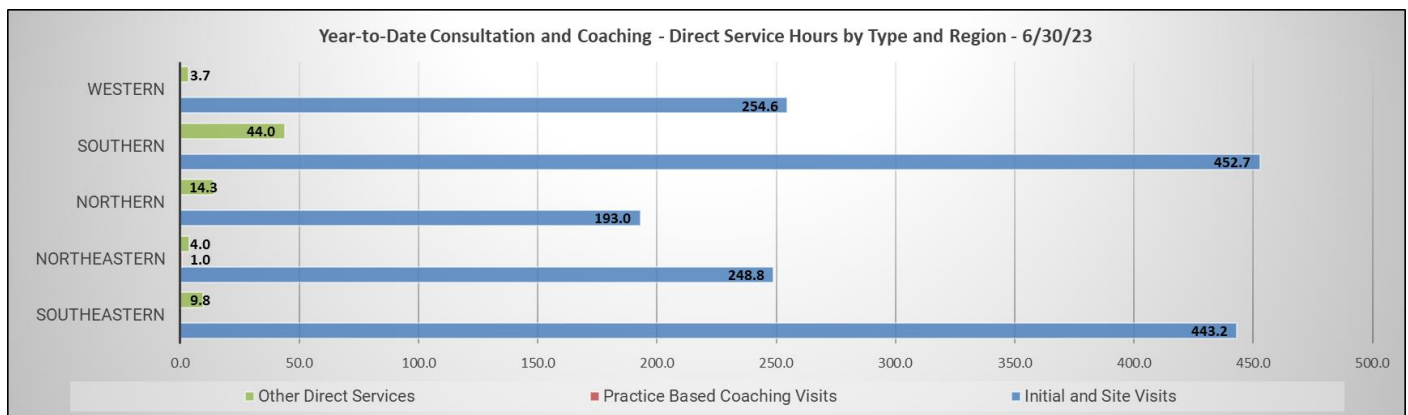
As part of the YoungStar evaluation process, programs can be evaluated for having key high-quality practices. The number of programs with high-quality practices is shown below by region.

6/30/2023	uses age-appropriate learning plans	gathers information on children's experiences	experiences are adapted to each child's needs	uses a developmental screener	tracks children's growth and progress	most staff have social/emotional or inclusion training	staff have strengthening families training
Southeastern	87	35	40	44	21	126	193
Northeastern	70	39	50	35	24	59	80
Northern	15	9	6	12	3	15	31
Southern	45	21	22	35	12	106	111
Western	38	27	17	22	14	54	58
<b>Total</b>	<b>255</b>	<b>131</b>	<b>135</b>	<b>148</b>	<b>74</b>	<b>360</b>	<b>473</b>



★ **Onsite Services:**

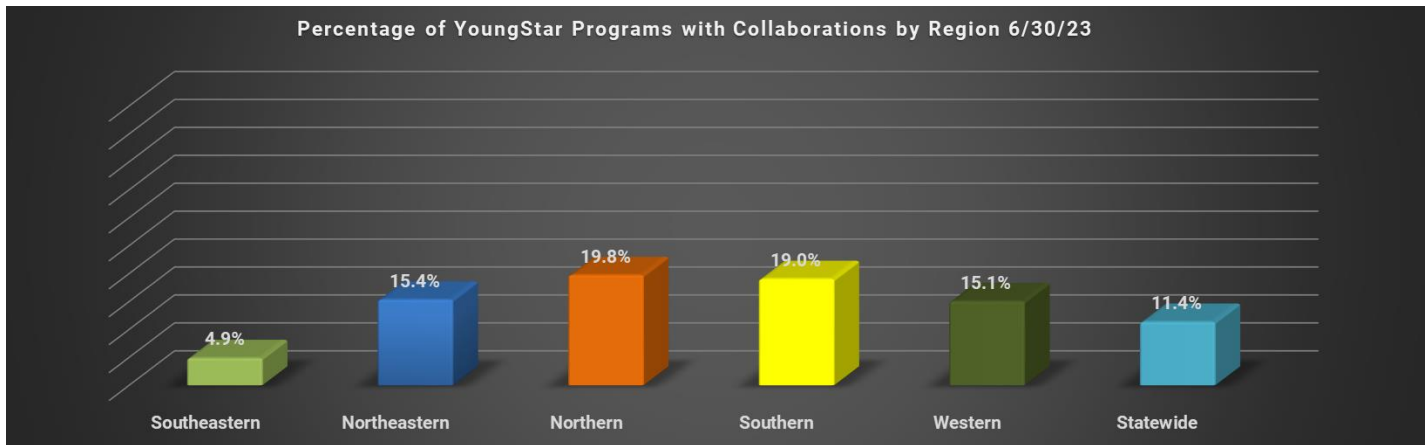
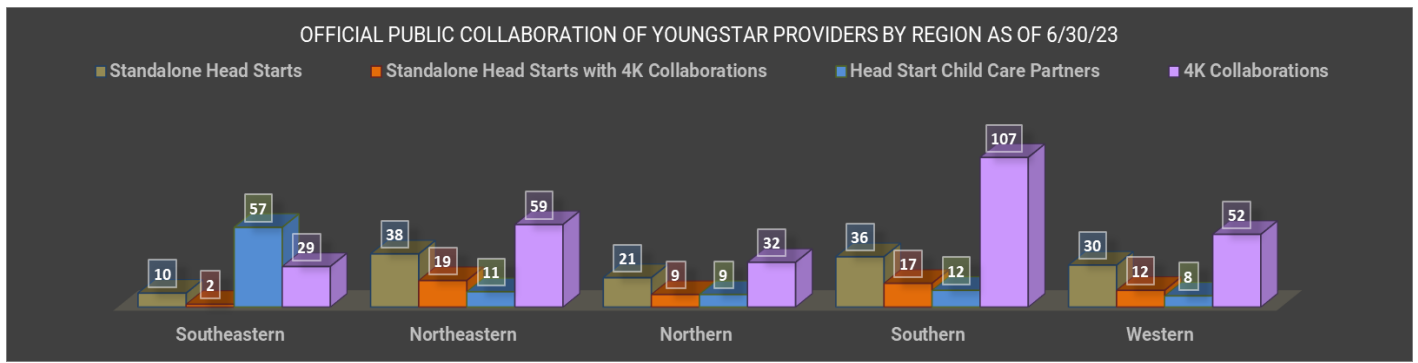
YoungStar provides thousands of hours of direct consultation and coaching services every year to help early care programs with quality improvement across the state. Direct services include things like site visits, practice based coaching services, and formal rating verification visits. The number of hours provided year-to-date are shown in the chart below by type and region.



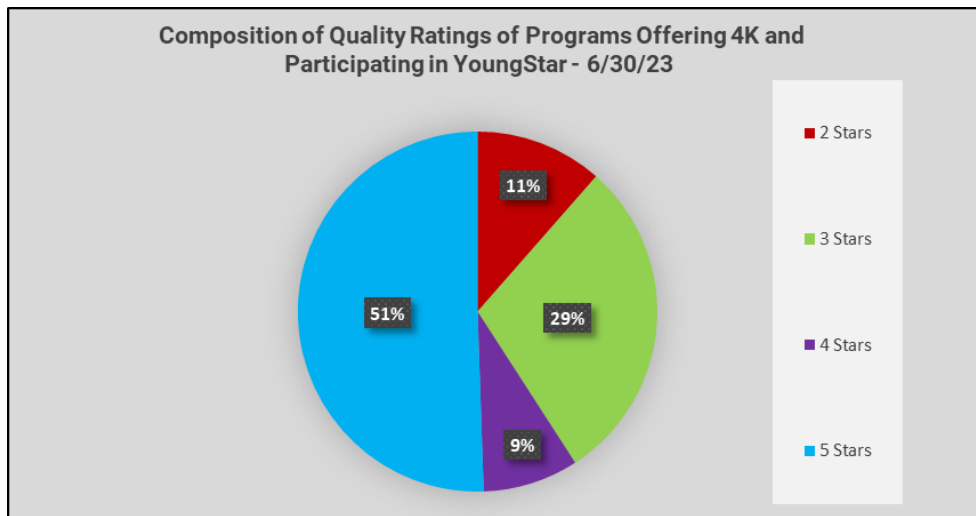
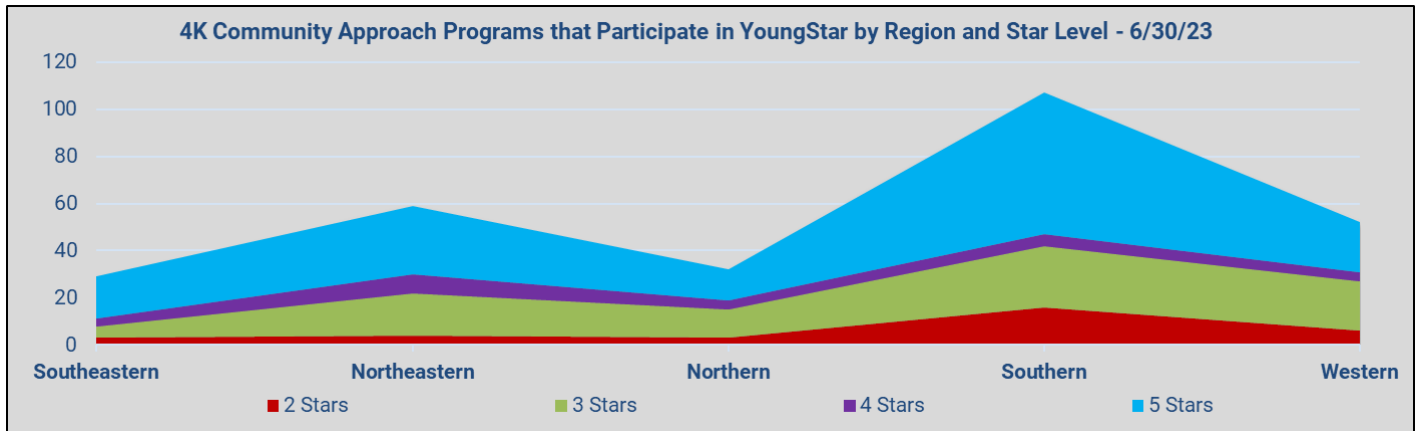
Data as of 6/30/2023

★ YoungStar Data on Partnerships as of 6/30/2023:

Region	Standalone Head Starts	Standalone Head Starts with 4K Collaborations	Head Start Child Care Partners	4K Collaborations	YoungStar Providers
Southeastern	10	2	57	29	1796
Northeastern	38	19	11	59	579
Northern	21	9	9	32	253
Southern	36	17	12	107	714
Western	30	12	8	52	478
<b>Total</b>	<b>135</b>	<b>59</b>	<b>97</b>	<b>279</b>	<b>3820</b>



Data as of 6/30/2023



The Head Start/4K Child Care Collaboration information is based on returned surveys and all programs may not be included.

Please see <https://dcf.wisconsin.gov/youngstar/program/impact> for more details.

Data as of 6/30/2023