

Narrative of Monthly Report July 2023

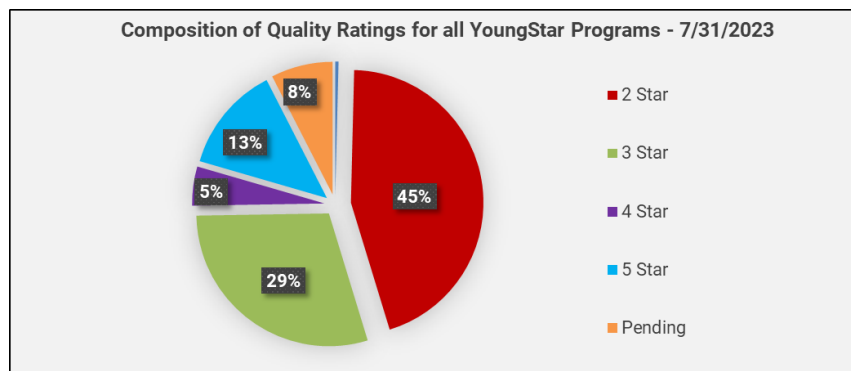
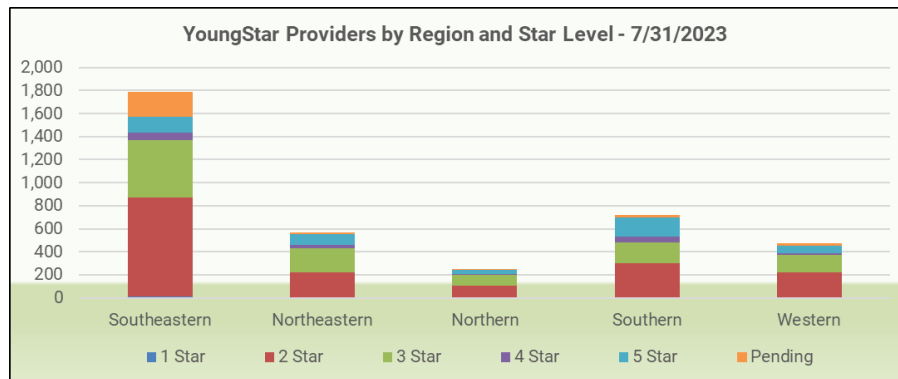
YoungStar is transitioning to a new service provider in 2023. There are now five YoungStar Regions instead of six. The Milwaukee and Kenosha/Racine Regions have been merged into the Southeastern Region. Waukesha County is now part of the Southeastern Region. These changes and adjustments are reflected in the data.

For the month of July, the following are notable YoungStar statistics.

★ **Participation and Rating Composition:**

We currently have 3,808 programs participating in YoungStar. This is a decrease of 12 programs as compared to June. The chart and graph below show the rating composition by region for the current month.

	1 Star	2 Star	3 Star	4 Star	5 Star	Pending	TOTAL
Southeastern	14	859	496	67	139	217	1,792
Northeastern	0	222	205	33	93	18	571
Northern	0	103	96	10	33	10	252
Southern	1	303	175	53	168	18	718
Western	0	222	150	18	61	24	475
Total	15	1,709	1,122	181	494	287	3,808

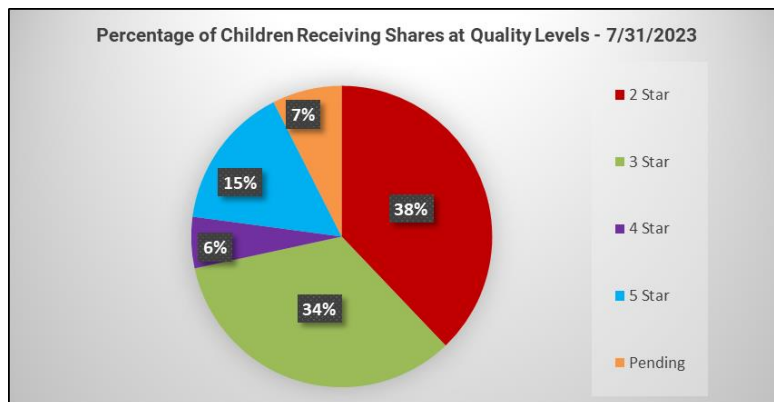
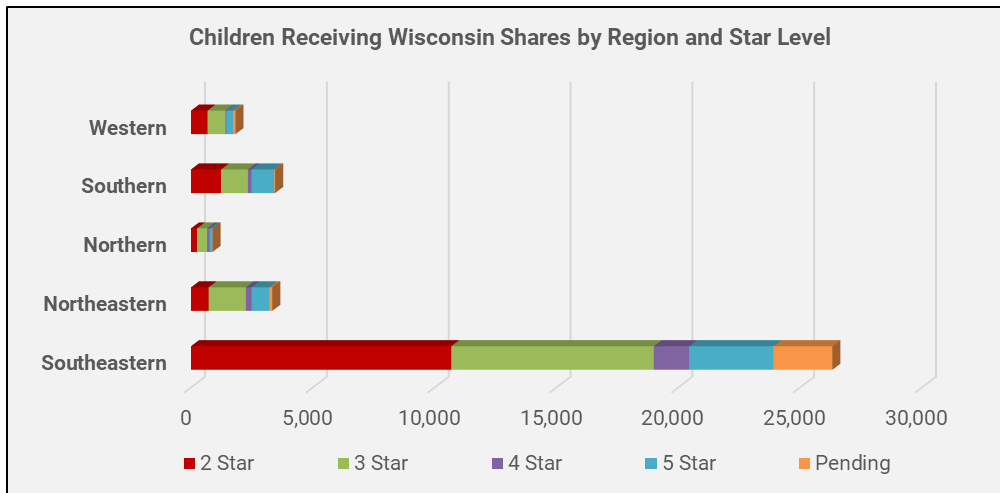


Data as of 7/31/2023

★ **Rating and Wisconsin Shares Data**

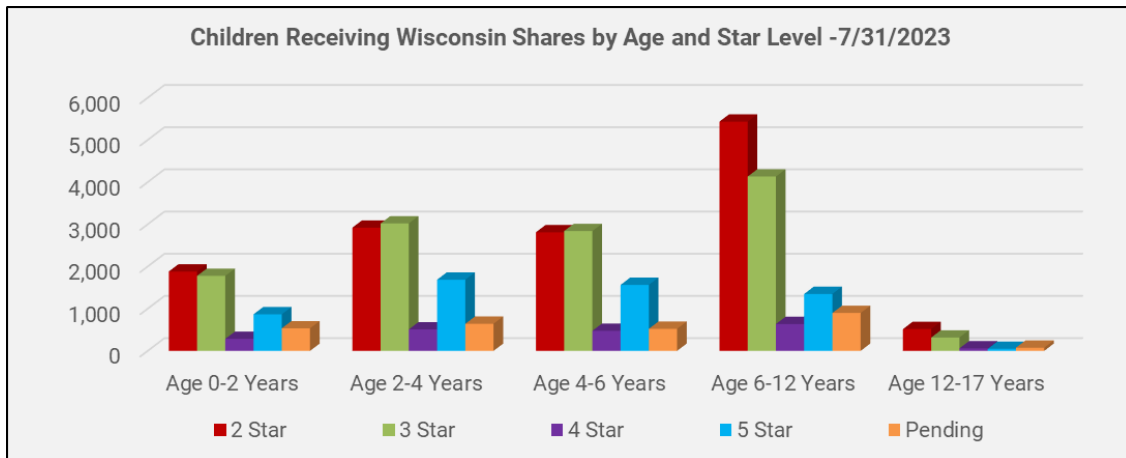
In July, the total number of programs currently rated was 3521. There were an additional 287 programs with pending ratings. There were 2,693 programs with open Wisconsin Shares authorizations when the data was run for this report. There were 35,833 children receiving Wisconsin Shares as shown by region, age, and star level.

	2 Star	3 Star	4 Star	5 Star	Pending	Total
Southeastern	10,682	8,311	1,454	3,458	2,419	26,324
Northeastern	723	1,530	234	732	119	3,338
Northern	250	411	99	119	9	888
Southern	1,234	1,104	146	935	37	3,456
Western	679	736	38	279	95	1,827
Total	13,568	12,092	1,971	5,523	2,679	35,833



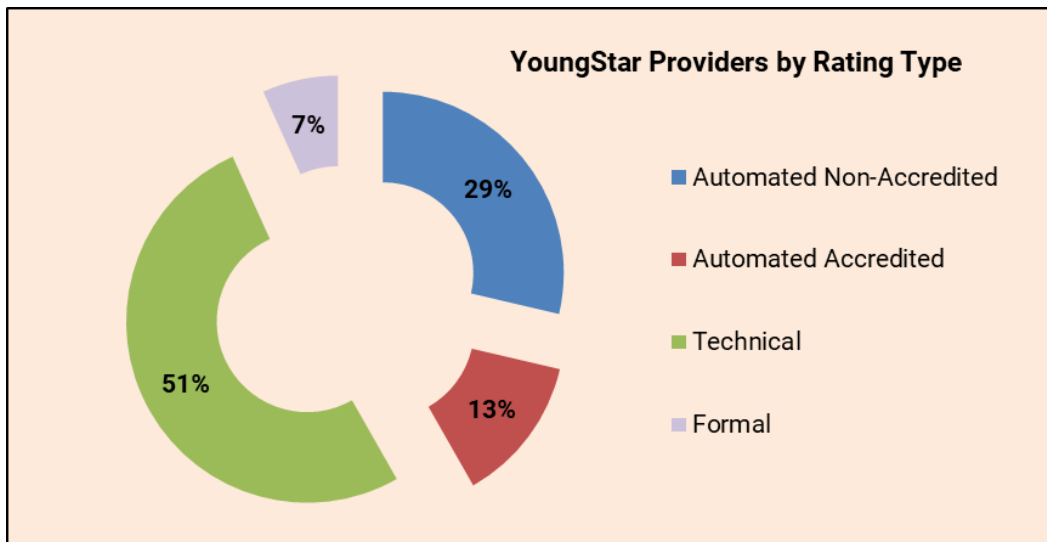
Data as of 7/31/2023

	2 Star	3 Star	4 Star	5 Star	Pending	Total
Age 0-2	1,882	1,778	286	868	535	5,349
Age 2-4	2,921	3,022	510	1,688	643	8,784
Age 4-6	2,811	2,841	477	1,566	525	8,220
Age 6-12	5,435	4,134	637	1,351	900	12,457
Age 12-17	519	317	61	50	76	1,023
Total	13,568	12,092	1,971	5,523	2,679	35,833



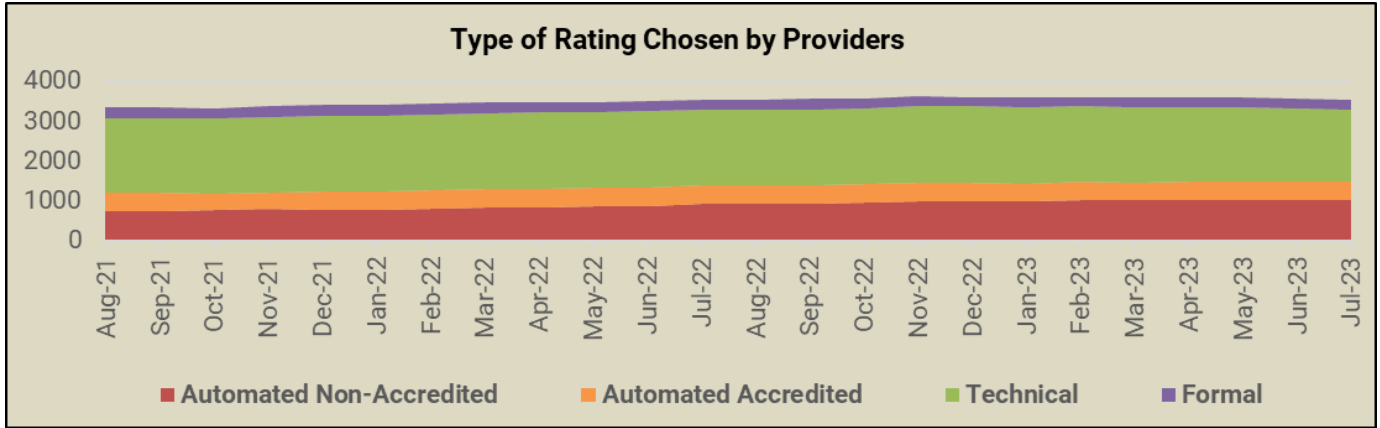
★ **Rating History and Composition:**

The composition of currently rated programs is shown below for July.

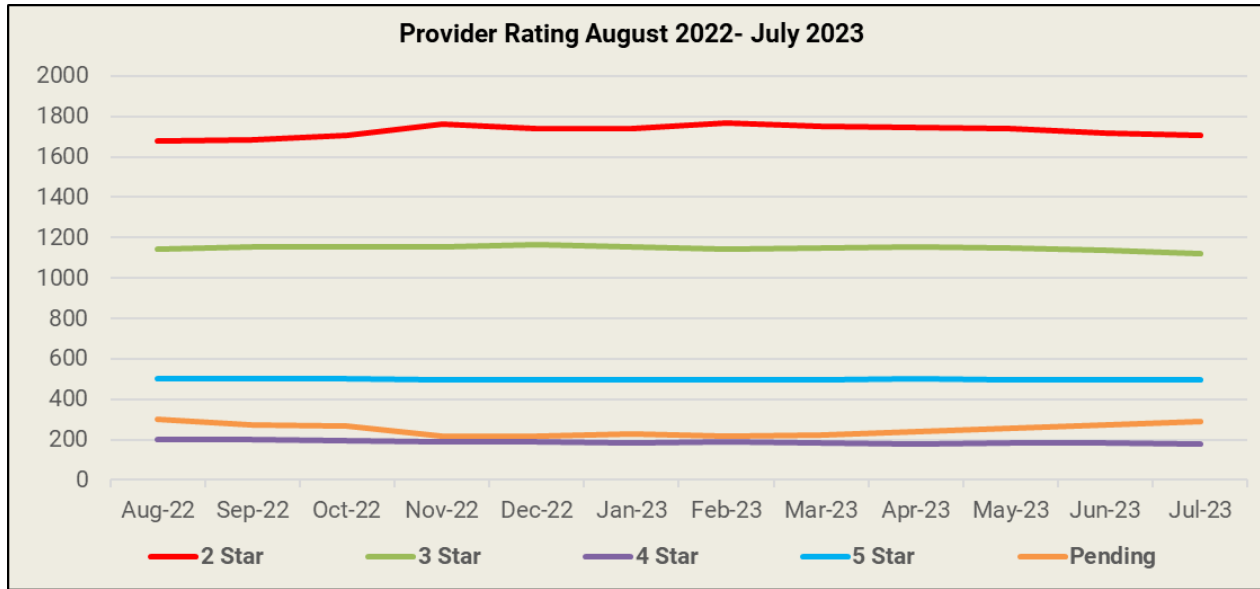


Data as of 7/31/2023

The graph below shows the movement in rating type chosen by providers over the past two years.



The graph below shows movement in rating levels for providers over the past year.

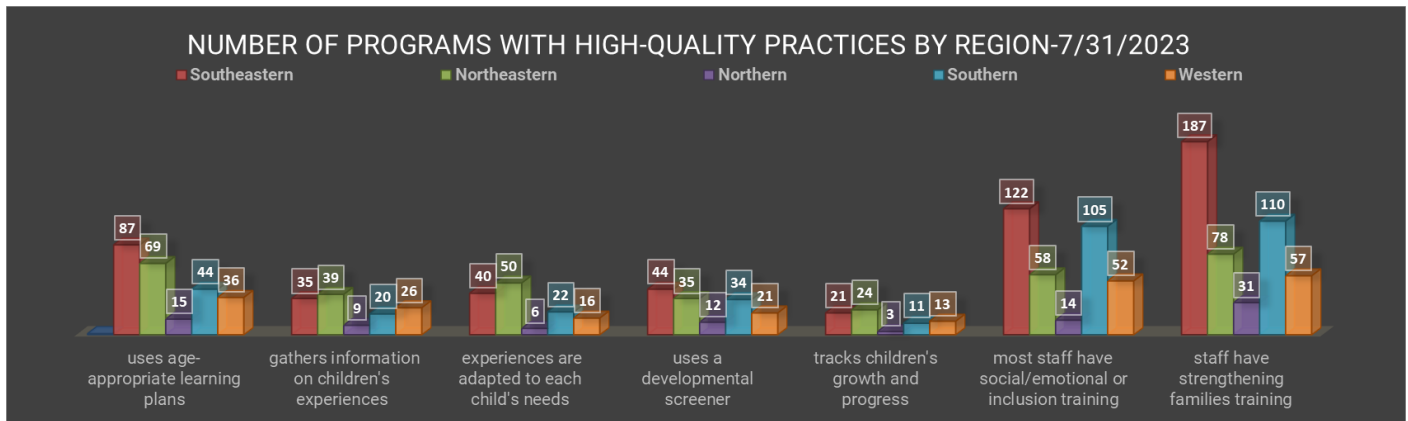


Data as of 7/31/2023

★ **High-Quality Practices:**

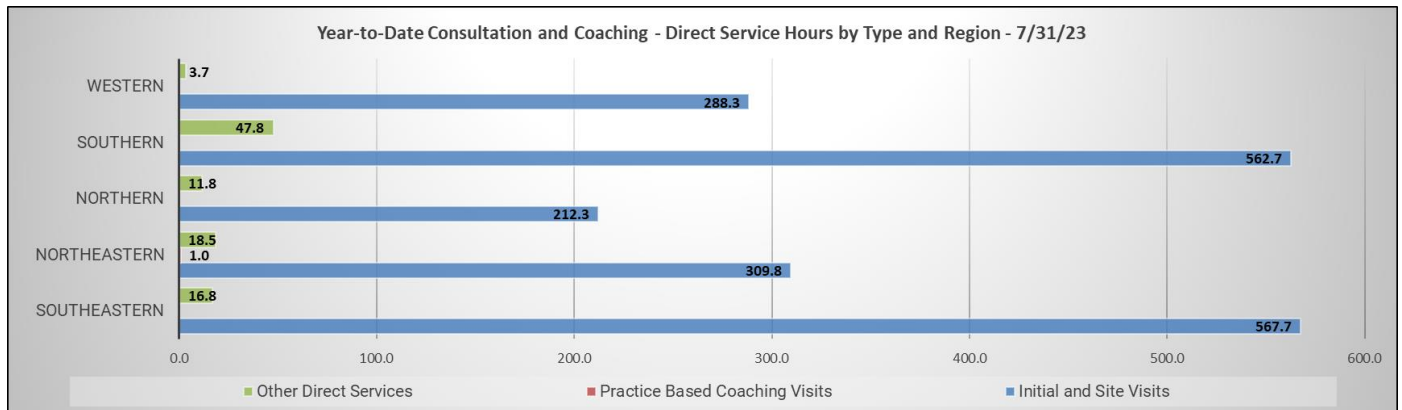
As part of the YoungStar evaluation process, programs can be evaluated for having key high-quality practices. The number of programs with high-quality practices is shown below by region.

7/31/2023	uses age-appropriate learning plans	gathers information on children's experiences	experiences are adapted to each child's needs	uses a developmental screener	tracks children's growth and progress	most staff have social/emotional or inclusion training	staff have strengthening families training
Southeastern	87	35	40	44	21	122	187
Northeastern	69	39	50	35	24	58	78
Northern	15	9	6	12	3	14	31
Southern	44	20	22	34	11	105	110
Western	36	26	16	21	13	52	57
Total	251	129	134	146	72	351	463



★ **Onsite Services:**

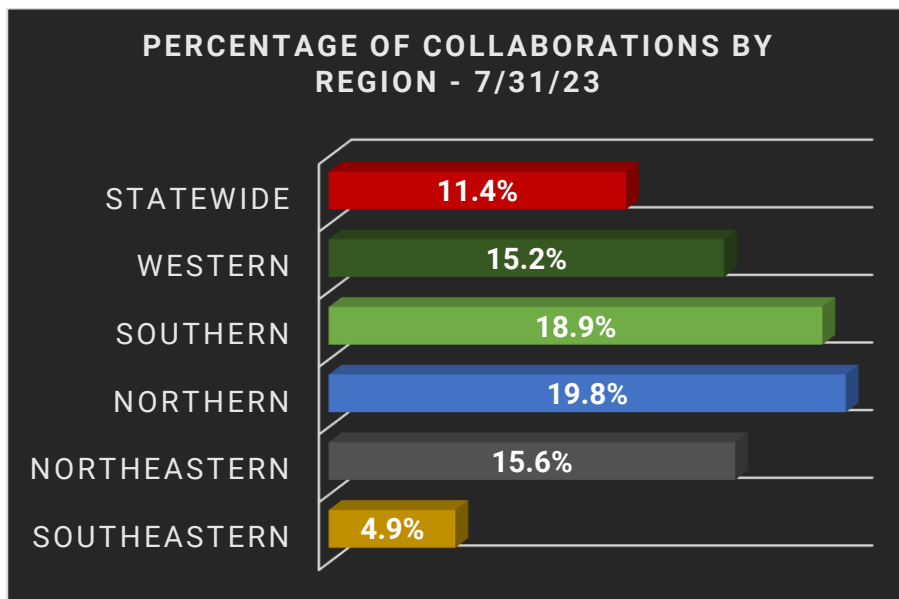
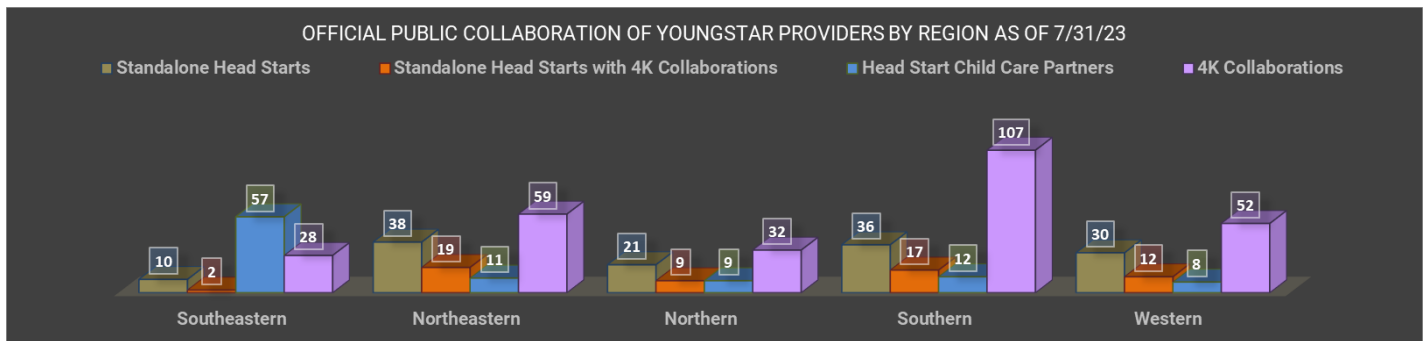
YoungStar provides thousands of hours of direct consultation and coaching services every year to help early care programs with quality improvement across the state. Direct services include things like site visits, practice based coaching services, and formal rating verification visits. The number of hours provided year-to-date are shown in the chart below by type and region.



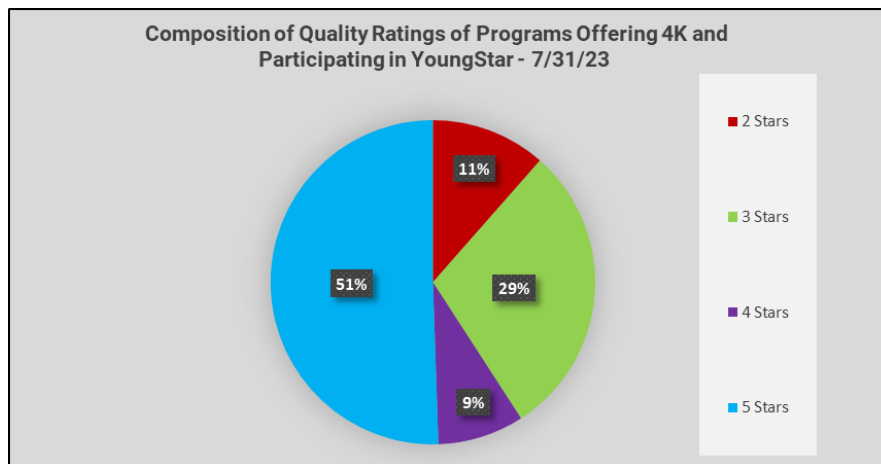
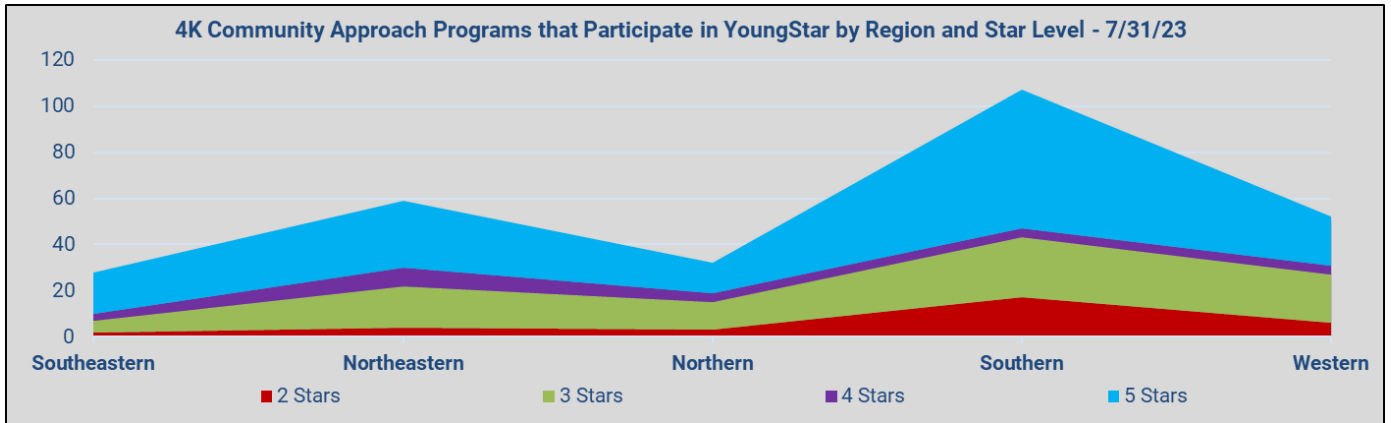
Data as of 7/31/2023

★ YoungStar Data on Partnerships as of 7/31/2023:

Region	Standalone Head Starts	Standalone Head Starts with 4K Collaborations	Head Start Child Care Partners	4K Collaborations	YoungStar Providers
Southeastern	10	2	57	28	1792
Northeastern	38	19	11	59	571
Northern	21	9	9	32	252
Southern	36	17	12	107	718
Western	30	12	8	52	475
Total	135	59	97	278	3808



Data as of 7/31/2023



The Head Start/4K Child Care Collaboration information is based on returned surveys and all programs may not be included.

Please see <https://dcf.wisconsin.gov/youngstar/program/impact> for more details.

Data as of 7/31/2023