

Narrative of Monthly Report February 2023

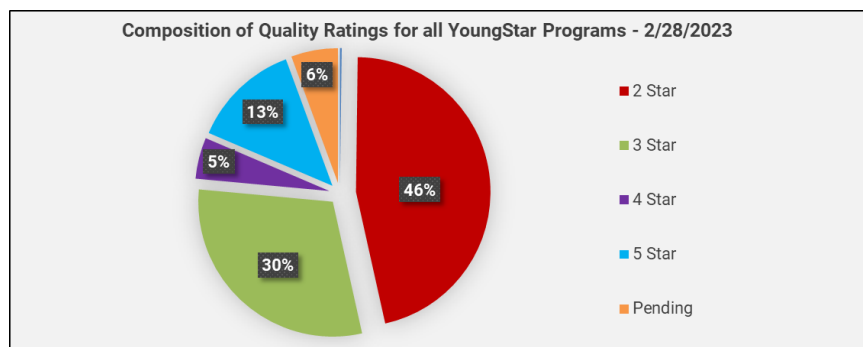
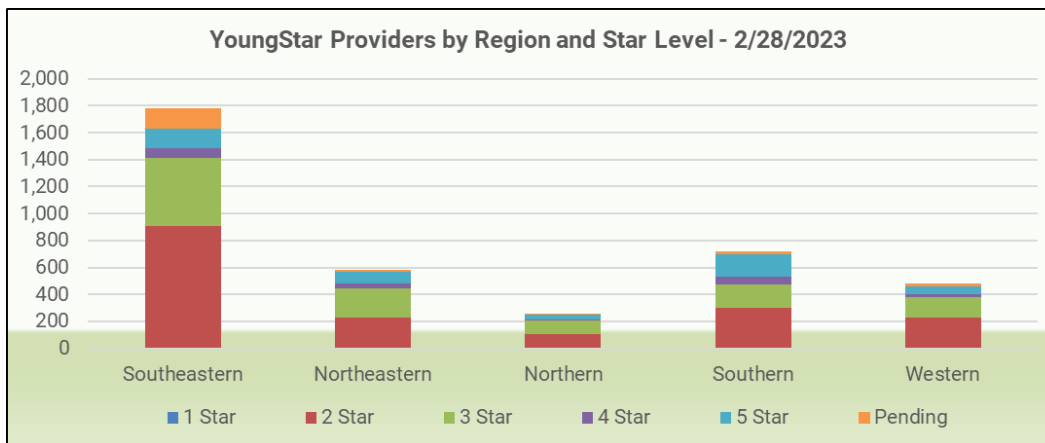
YoungStar is transitioning to a new service provider in 2023. There are now five YoungStar Regions instead of six. The Milwaukee and Kenosha/Racine Regions have been merged into the Southeastern Region. Waukesha County is now part of the Southeastern Region. These changes and adjustments are reflected in the data.

For the month of February, the following are notable YoungStar statistics.

★ **Participation and Rating Composition:**

We currently have 3,819 programs participating in YoungStar. This is an increase of 11 programs as compared to January. The chart and graph below show the rating composition by region for the current month.

	1 Star	2 Star	3 Star	4 Star	5 Star	Pending	TOTAL
Southeastern	7	902	507	70	144	152	1,782
Northeastern	0	230	218	33	86	13	580
Northern	0	106	97	11	33	10	257
Southern	1	299	175	55	171	17	718
Western	0	231	147	20	61	23	482
Total	8	1,768	1,144	189	495	215	3,819

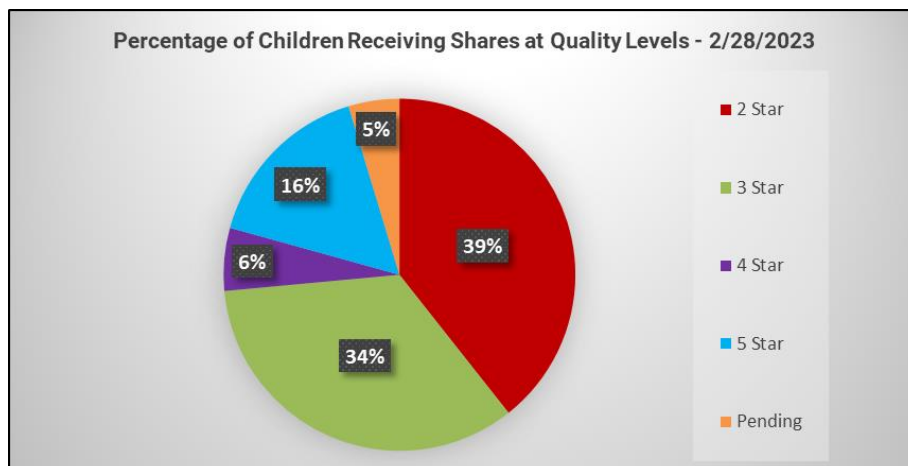
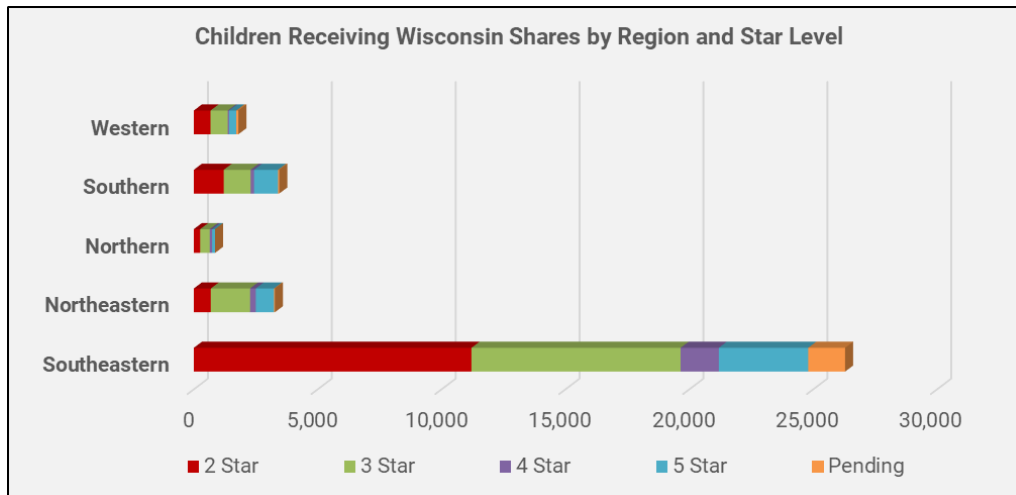


Data as of 2/28/2023

★ **Rating and Wisconsin Shares Data**

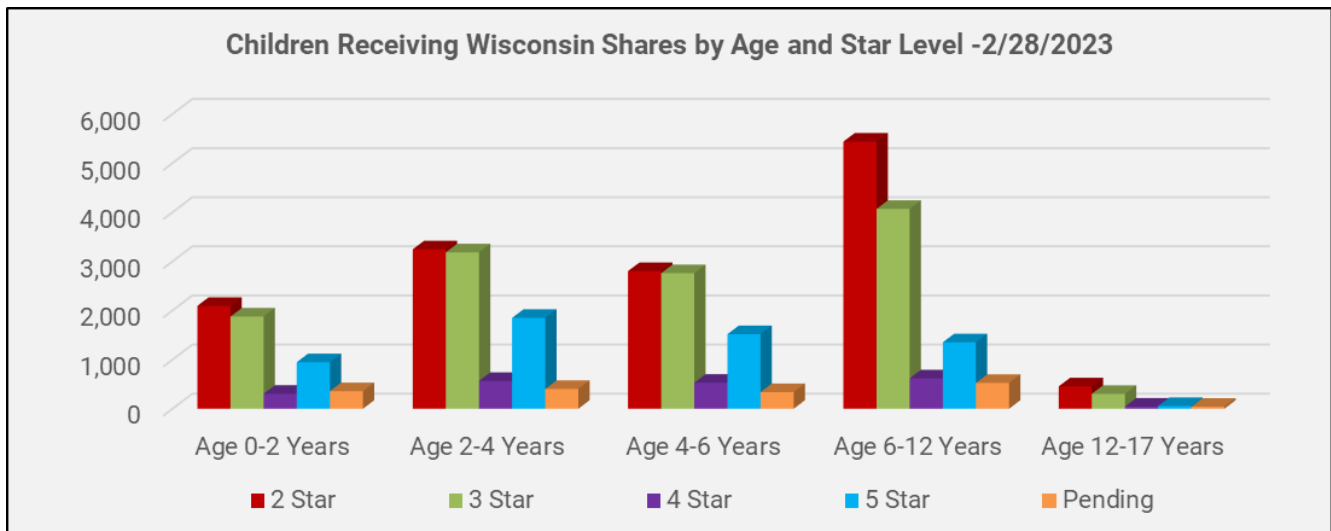
In February, the total number of programs currently rated was 3,604. There were an additional 215 programs with pending ratings. There were 2,874 programs with open Wisconsin Shares authorizations when the data was run for this report. There were 35,672 children receiving Wisconsin Shares as shown by region, age, and star level.

	2 Star	3 Star	4 Star	5 Star	Pending	Total
Southeastern	11,207	8,439	1,544	3,611	1,488	26,289
Northeastern	687	1,586	230	735	35	3,273
Northern	258	386	96	118	2	860
Southern	1,209	1,085	136	968	51	3,449
Western	675	696	53	288	89	1,801
Total	14,036	12,192	2,059	5,720	1,665	35,672



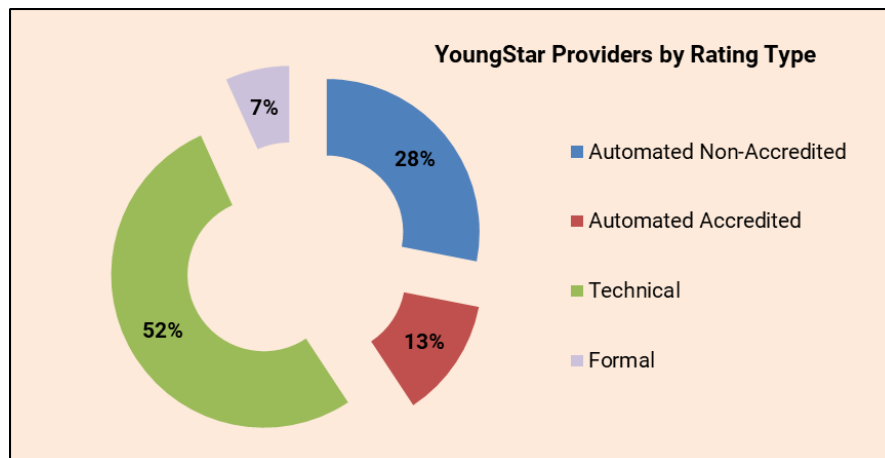
Data as of 2/28/2023

	2 Star	3 Star	4 Star	5 Star	Pending	Total
Age 0-2	2,094	1,877	305	948	358	5,582
Age 2-4	3,246	3,185	565	1,849	403	9,248
Age 4-6	2,803	2,760	528	1,517	340	7,948
Age 6-12	5,438	4,067	617	1,351	525	11,998
Age 12-17	455	303	44	55	39	896
Total	14,036	12,192	2,059	5,720	1,665	35,672



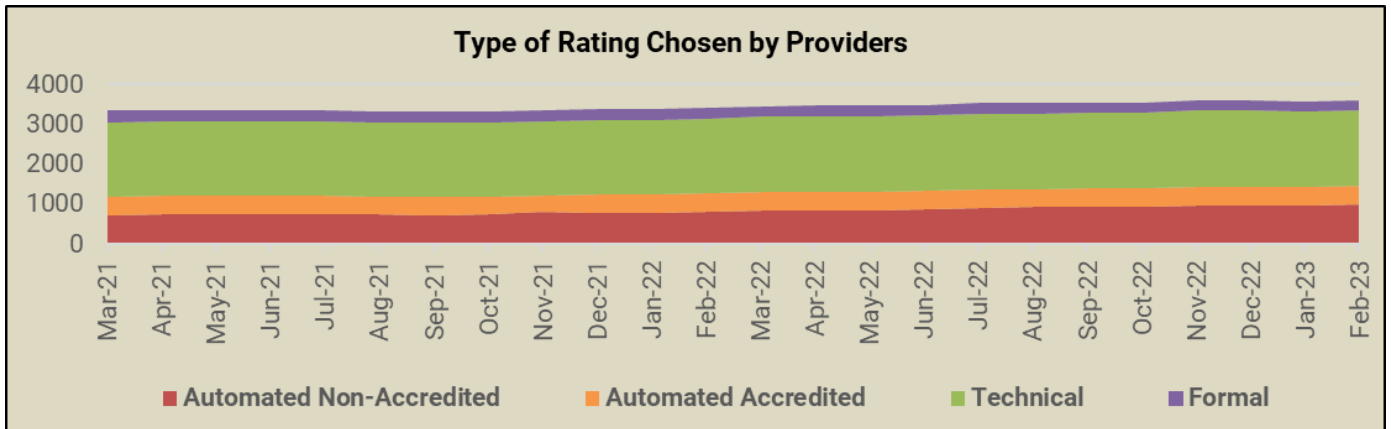
Rating History and Composition:

The composition of currently rated programs is shown below for February.

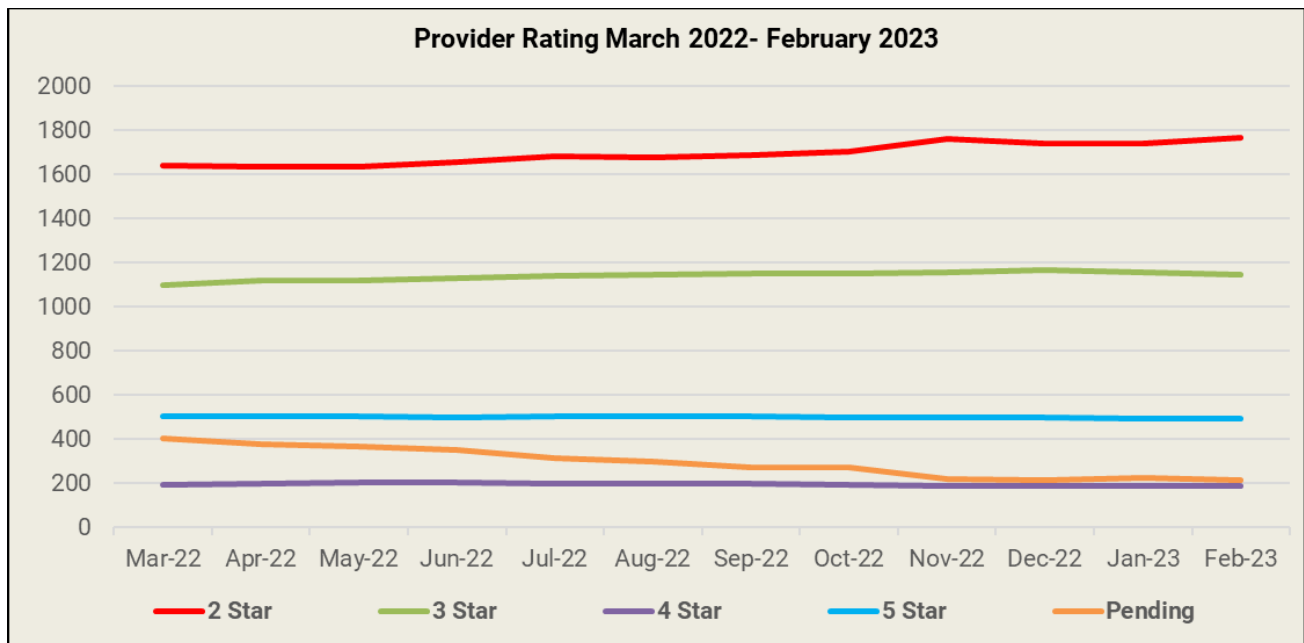


Data as of 2/28/2023

The graph below shows the movement in rating type chosen by providers over the past two years.



The graph below shows movement in rating levels for providers over the past year.

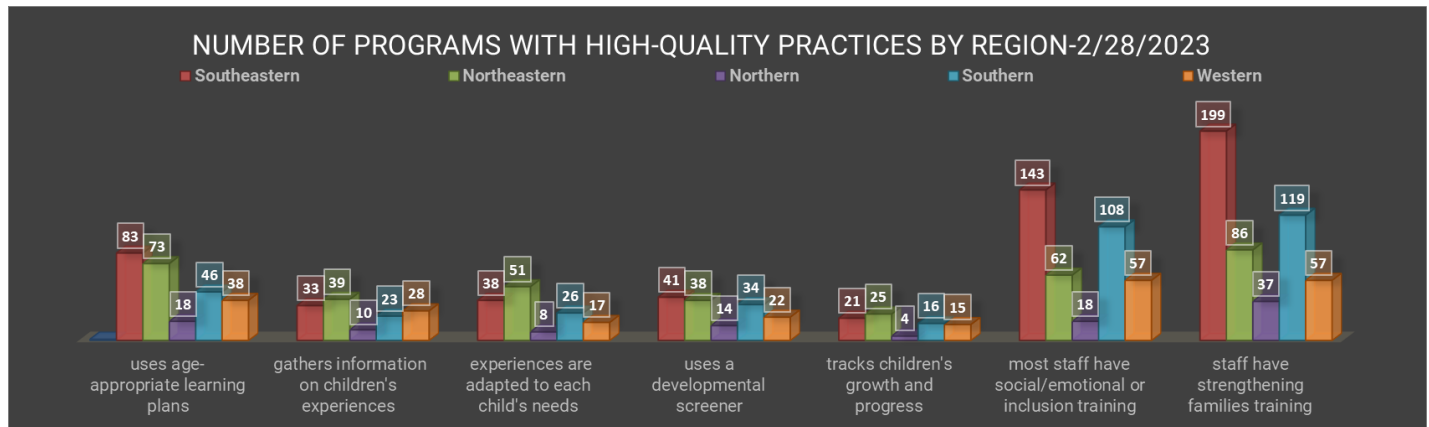


Data as of 2/28/2023

High-Quality Practices:

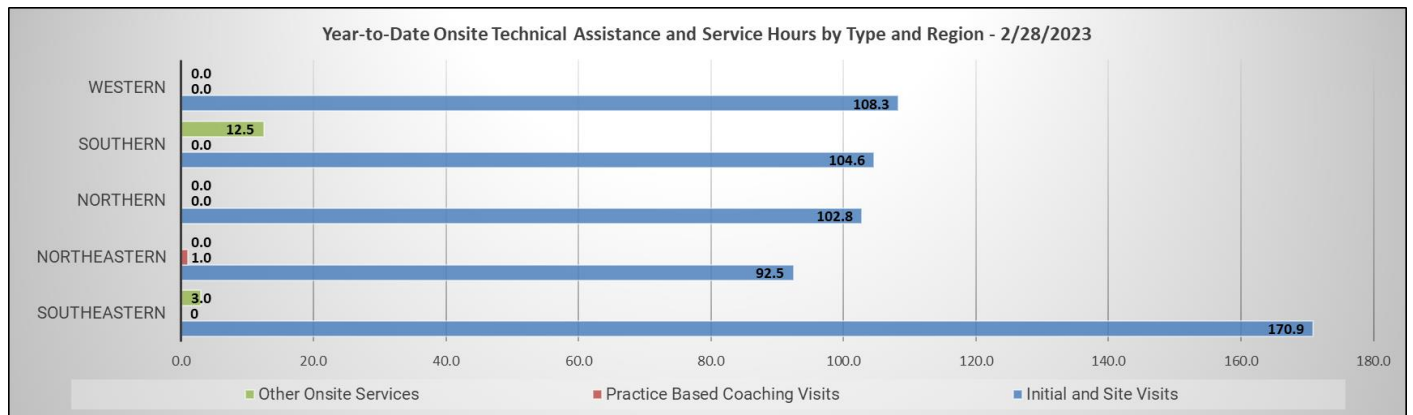
As part of the YoungStar evaluation process, programs can be evaluated for having key high-quality practices. The number of programs with high-quality practices is shown below by region.

2/28/2023	uses age-appropriate learning plans	gathers information on children's experiences	experiences are adapted to each child's needs	uses a developmental screener	tracks children's growth and progress	most staff have social/emotional or inclusion training	staff have strengthening families training
Southeastern	83	33	38	41	21	143	199
Northeastern	73	39	51	38	25	62	86
Northern	18	10	8	14	4	18	37
Southern	46	23	26	34	16	108	119
Western	38	28	17	22	15	57	57
Total	258	133	140	149	81	388	498



Onsite Services:

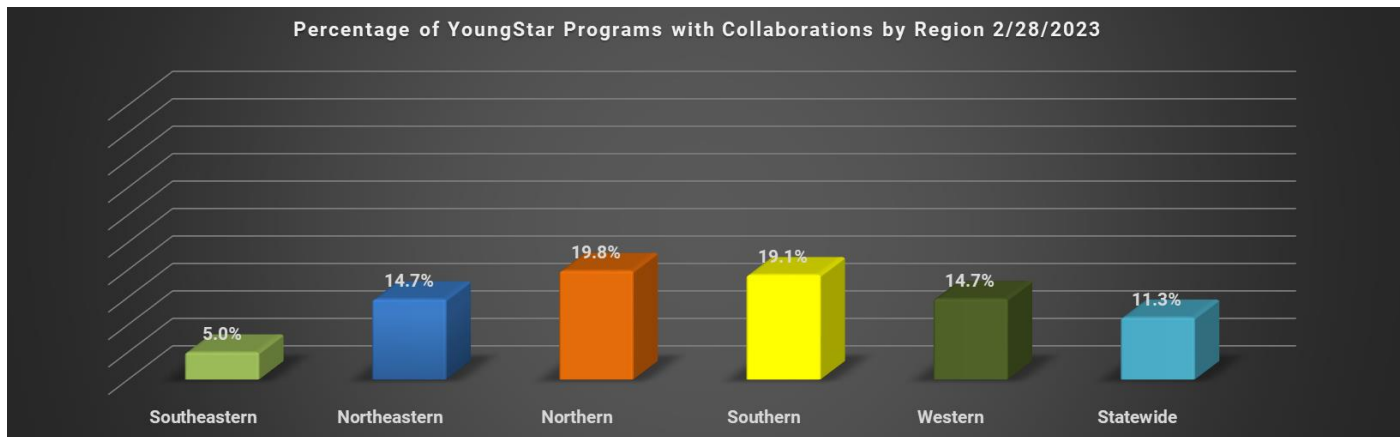
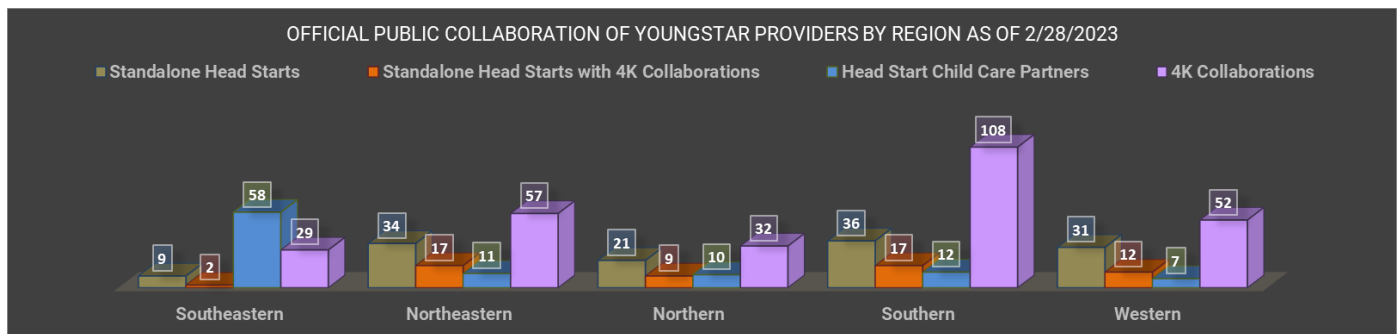
YoungStar provides thousands of hours of onsite technical assistance and other services every year to help early care programs with quality improvement across the state. Onsite services include things like site visits, practice based coaching services, and formal rating verification visits. The number of hours provided year-to-date are shown in the chart below by type and region.



Data as of 2/28/2023

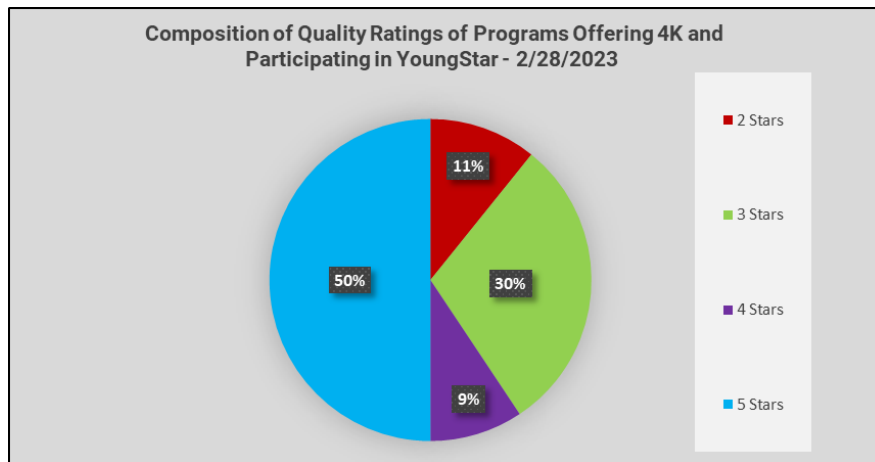
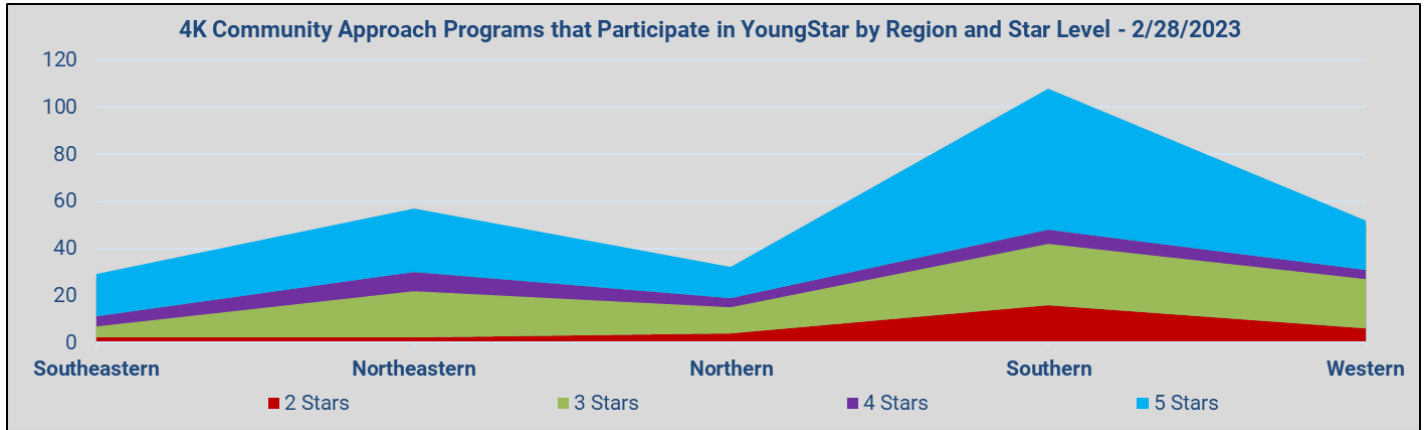
YoungStar Data on Partnerships as of 2/28/2023:

Region	Standalone Head Starts	Standalone Head Starts with 4K Collaborations	Head Start Child Care Partners	4K Collaborations	YoungStar Providers
Southeastern	9	2	58	29	1782
Northeastern	34	17	11	57	580
Northern	21	9	10	32	257
Southern	36	17	12	108	718
Western	31	12	7	52	482
Total	131	57	98	278	3819



Data as of 2/28/2023

4K Collaborations	2 Stars	3 Stars	4 Stars	5 Stars	Pending	Total
Southeastern	2	5	4	18		29
Northeastern	2	20	8	27		57
Northern	4	11	4	13		32
Southern	16	26	6	60	0	108
Western	6	21	4	21		52
Total	30	83	26	139	0	278



The Head Start/4K Child Care Collaboration information is based on returned surveys and all programs may not be included.

Please see <https://dcf.wisconsin.gov/youngstar/program/impact> for more details.

Data as of 2/28/2023