

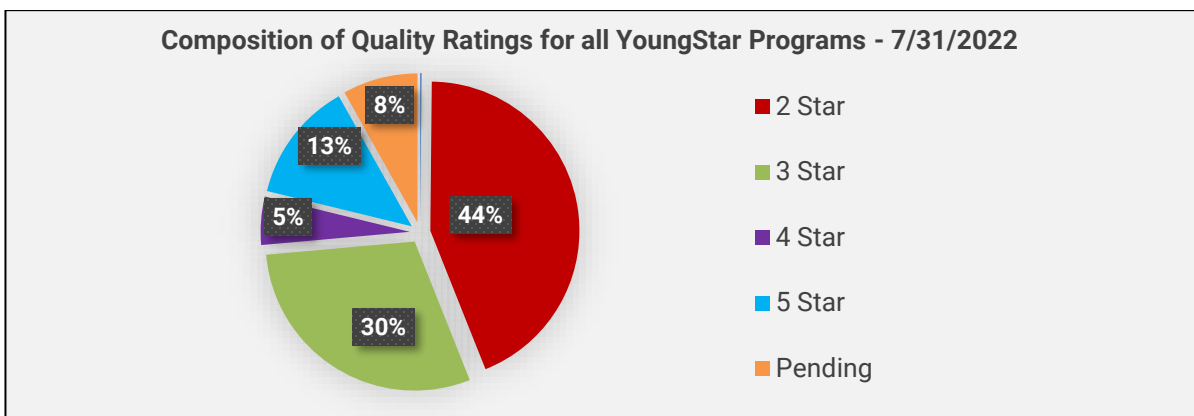
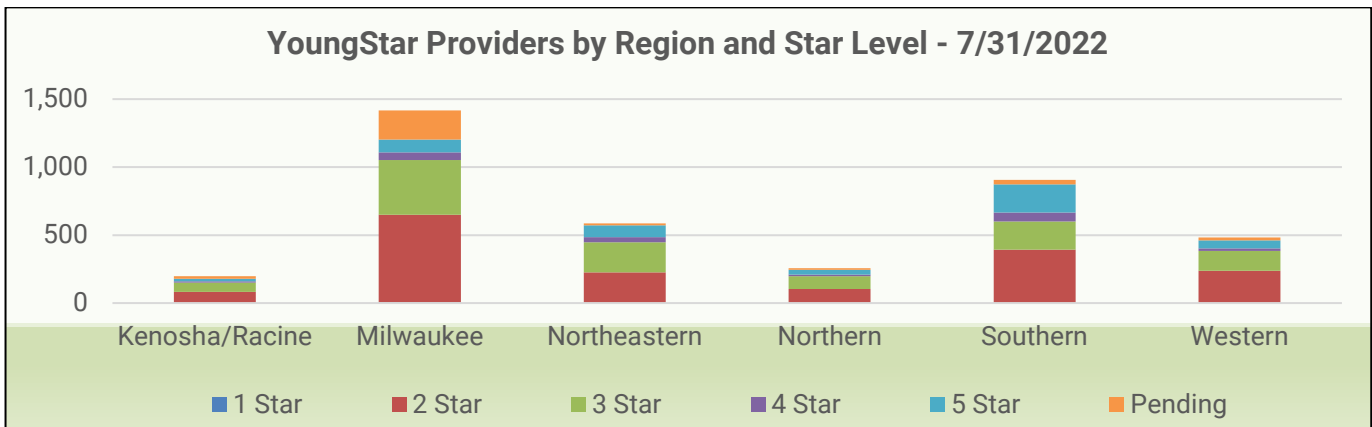
Narrative of Monthly Report July 2022

For the month of July, the following are notable YoungStar statistics.

★ **Participation and Rating Composition:**

We currently have 3,846 programs participating in YoungStar. This is a decrease of 3 programs as compared to June. The chart and graph below show the rating composition by region for the current month.

	1 Star	2 Star	3 Star	4 Star	5 Star	Pending	TOTAL
Kenosha/Racine	1	81	68	9	21	18	198
Milwaukee	4	646	402	57	93	215	1,417
Northeastern	0	227	221	36	88	15	587
Northern	0	103	94	13	35	12	257
Southern	1	391	207	68	206	32	905
Western	0	237	147	18	59	21	482
Total	6	1,685	1,139	201	502	313	3,846

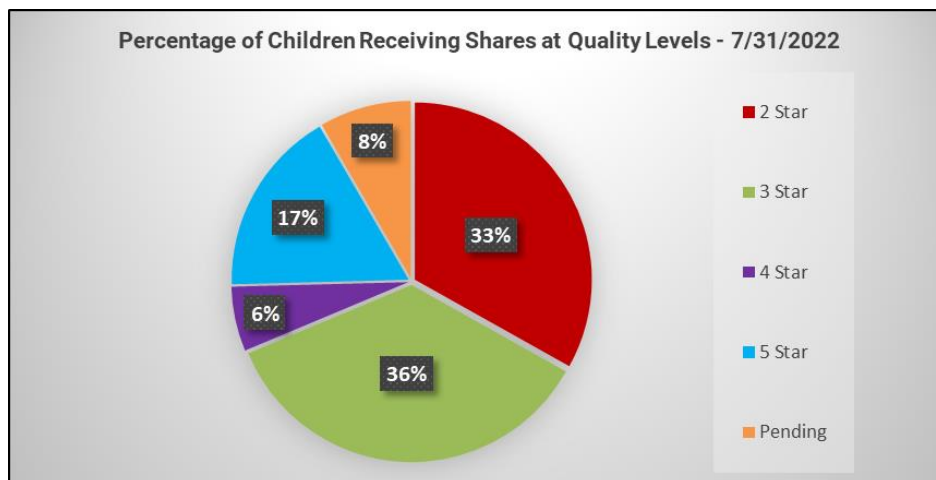
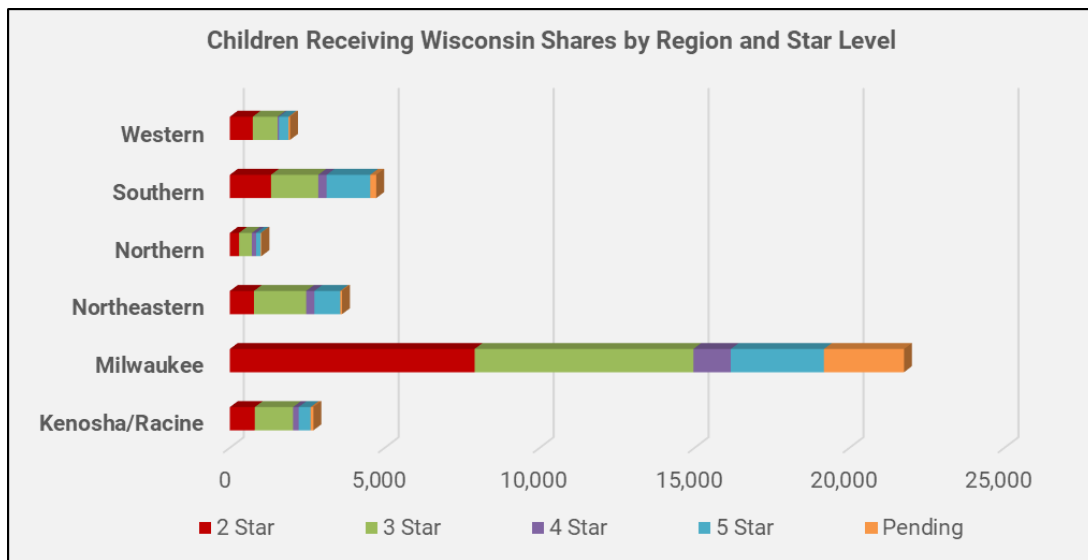


Data as of 7/31/2022

★ **Rating and Wisconsin Shares Data**

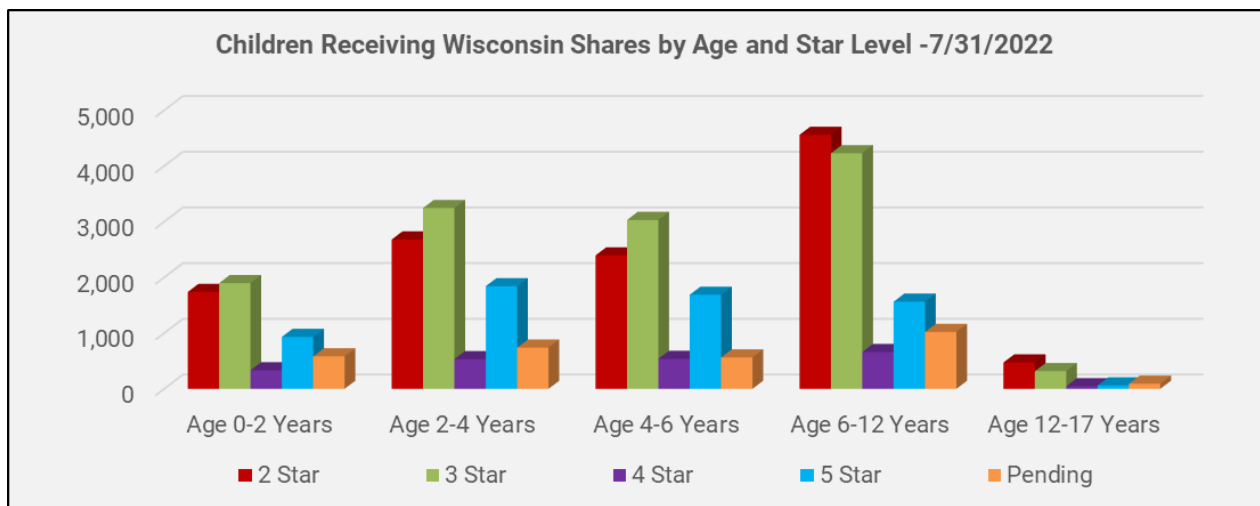
In July, the total number of programs currently rated was 3,533. There were an additional 313 programs with pending ratings. There were 2,683 programs with open Wisconsin Shares authorizations when the data was run for this report. There were 35,760 children receiving Wisconsin Shares as shown by region, age, and star level.

	2 Star	3 Star	4 Star	5 Star	Pending	Total
Kenosha/Racine	805	1,235	180	387	89	2,696
Milwaukee	7,898	7,060	1,207	3,004	2,586	21,755
Northeastern	779	1,684	267	834	56	3,620
Northern	298	412	140	147	24	1,021
Southern	1,327	1,528	269	1,406	195	4,725
Western	739	800	45	310	49	1,943
Total	11,846	12,719	2,108	6,088	2,999	35,760



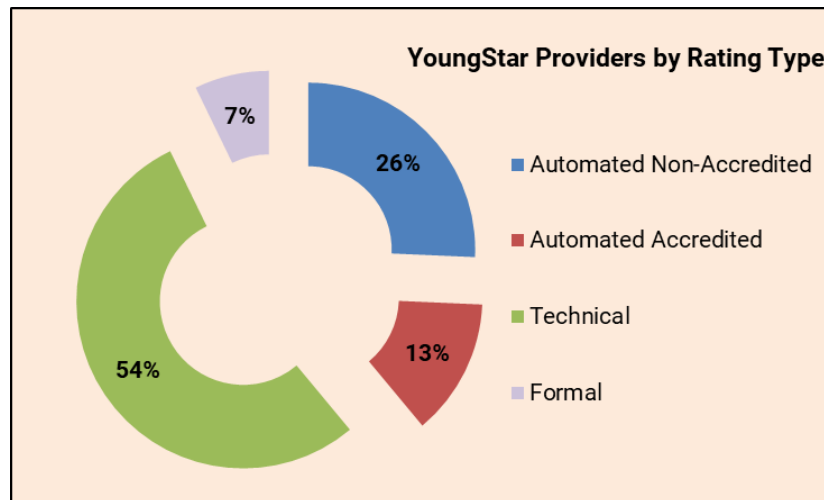
Data as of 7/31/2022

	2 Star	3 Star	4 Star	5 Star	Pending	Total
Age 0-2 Years	1,739	1,897	332	931	583	5,482
Age 2-4 Years	2,680	3,245	533	1,842	740	9,040
Age 4-6 Years	2,395	3,031	537	1,688	563	8,214
Age 6-12 Years	4,559	4,229	661	1,565	1,021	12,035
Age 12-17 Years	473	317	45	62	92	989
Total	11,846	12,719	2,108	6,088	2,999	35,760



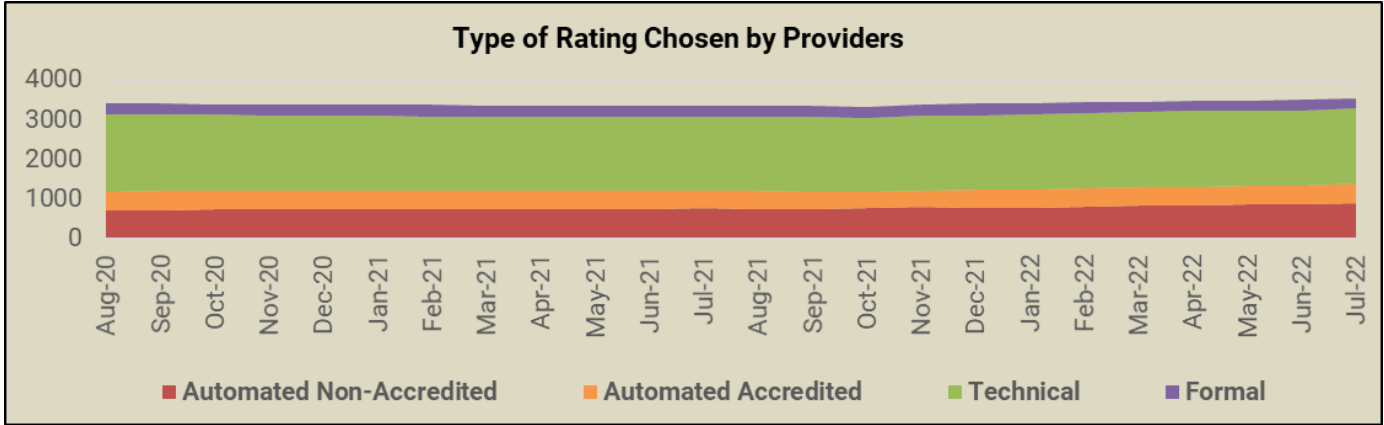
Rating History and Composition:

The composition of currently rated programs is shown below for July.

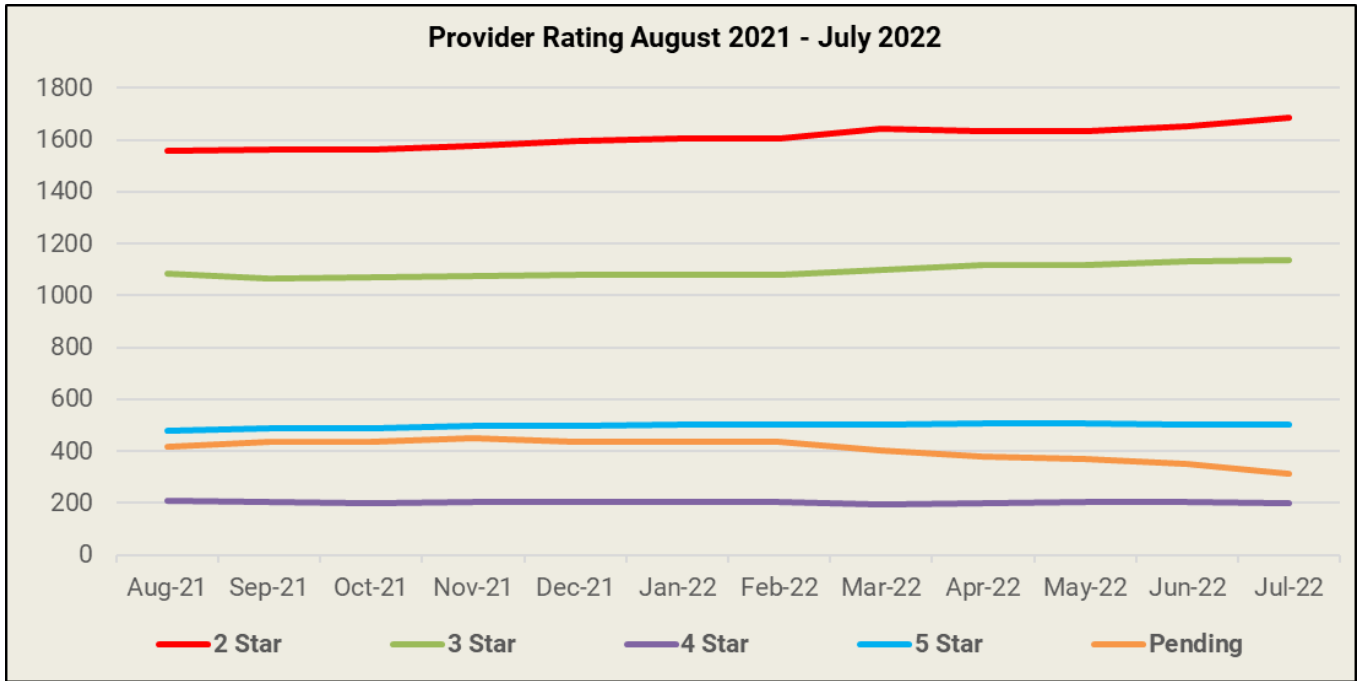


Data as of 7/31/2022

The graph below shows the movement in rating type chosen by providers over the past two years.



The graph below shows movement in rating levels for providers over the past year.

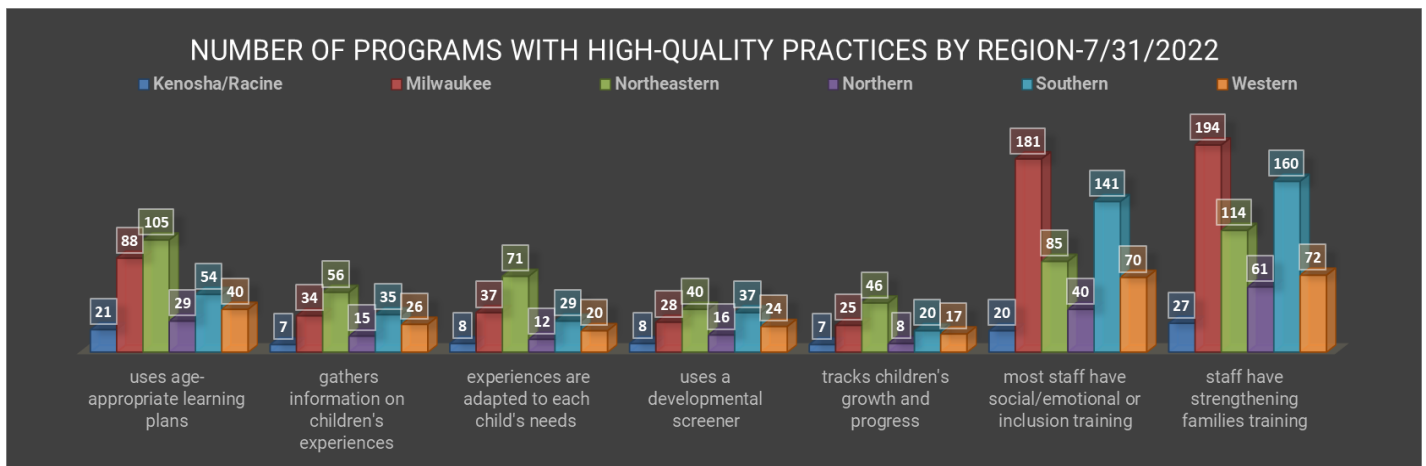


Data as of 7/31/2022

High-Quality Practices:

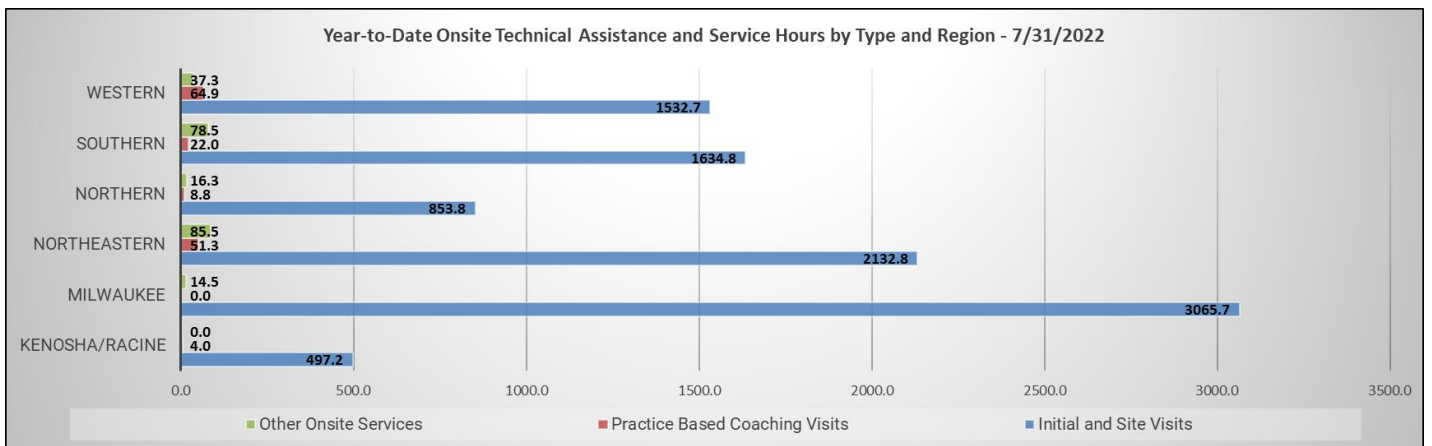
As part of the YoungStar evaluation process, programs can be evaluated for having key high-quality practices. The number of programs with high-quality practices is shown below by region.

7/31/2022	uses age-appropriate learning plans	gathers information on children's experiences	experiences are adapted to each child's needs	uses a developmental screener	tracks children's growth and progress	most staff have social/emotional or inclusion training	staff have strengthening families training
Kenosha/Racine	21	7	8	8	7	20	27
Milwaukee	88	34	37	28	25	181	194
Northeastern	105	56	71	40	46	85	114
Northern	29	15	12	16	8	40	61
Southern	54	35	29	37	20	141	160
Western	40	26	20	24	17	70	72
Total	337	173	177	153	123	537	628



Onsite Services:

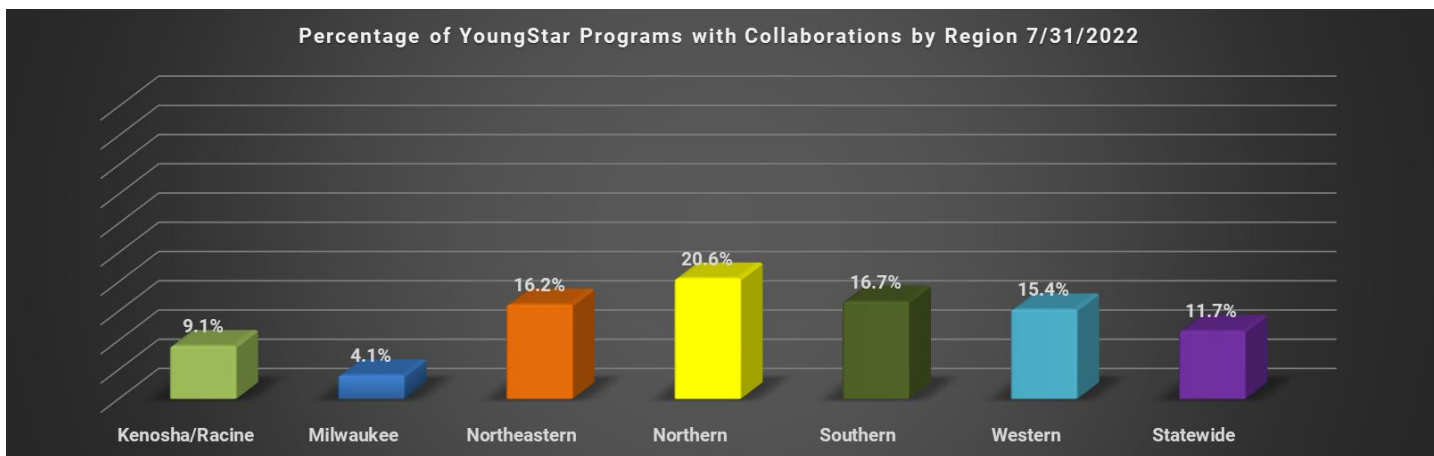
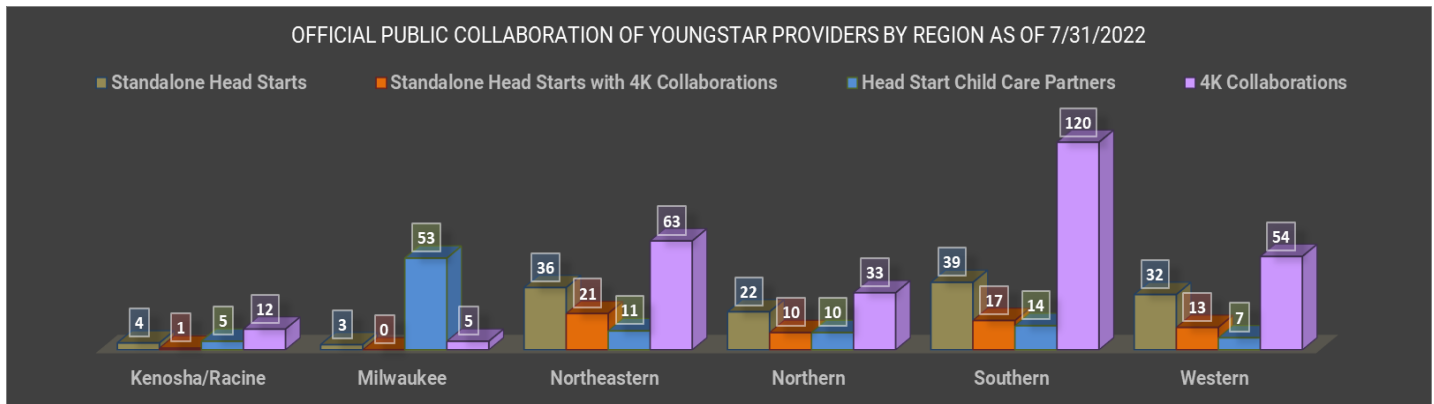
YoungStar provides thousands of hours of onsite technical assistance and other services every year to help early care programs with quality improvement across the state. Onsite services include things like site visits, practice based coaching services, and formal rating verification visits. The number of hours provided year-to-date are shown in the chart below by type and region.



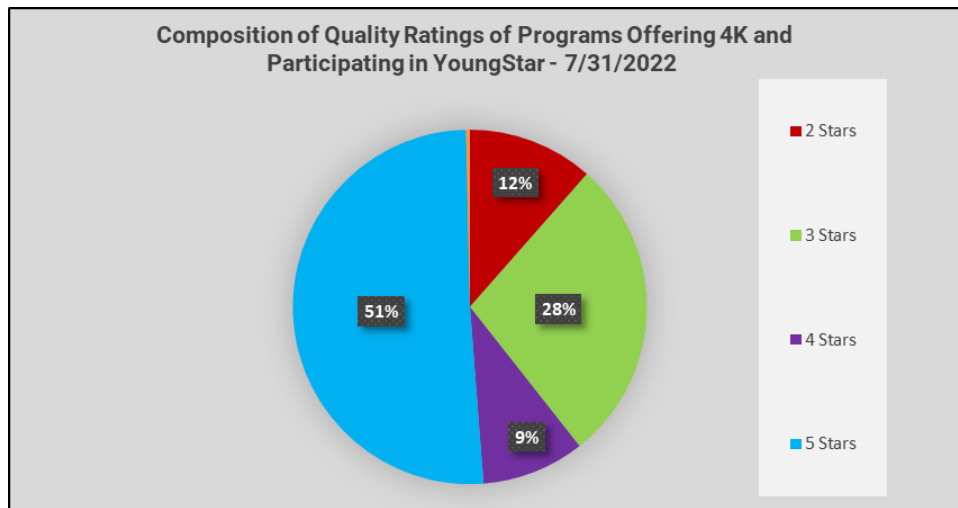
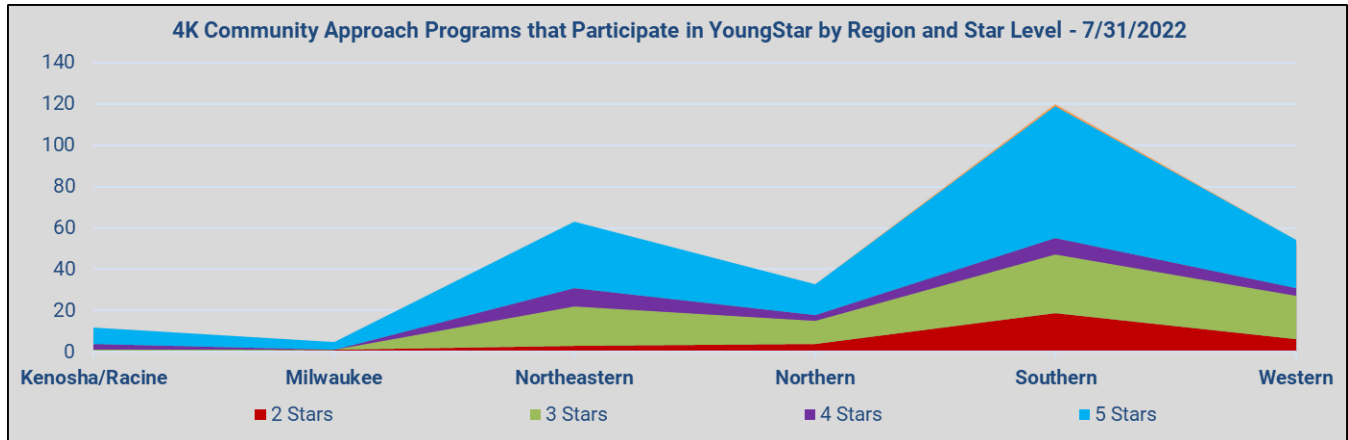
Data as of 7/31/2022

YoungStar Data on Partnerships as of 7/31/2022:

Region	Standalone Head Starts	Standalone Head Starts with 4K Collaborations	Head Start Child Care Partners	4K Collaborations	YoungStar Providers
Kenosha/Racine	4	1	5	12	198
Milwaukee	3	0	53	5	1417
Northeastern	36	21	11	63	587
Northern	22	10	10	33	257
Southern	39	17	14	120	905
Western	32	13	7	54	482
Total	136	62	100	287	3846



Data as of 7/31/2022



The Head Start/4K Child Care Collaboration information is based on returned surveys and all programs may not be included.

Please see <https://dcf.wisconsin.gov/youngstar/program/impact> for more details.

Data as of 7/31/2022