

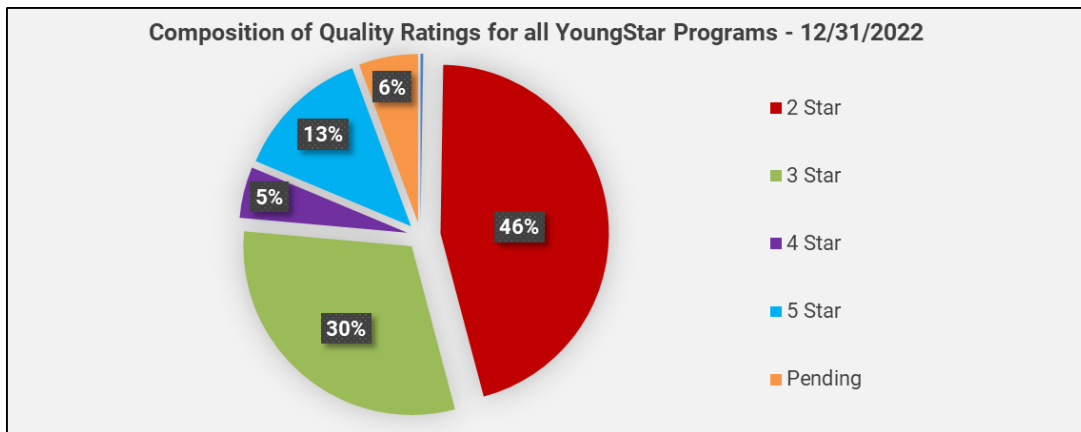
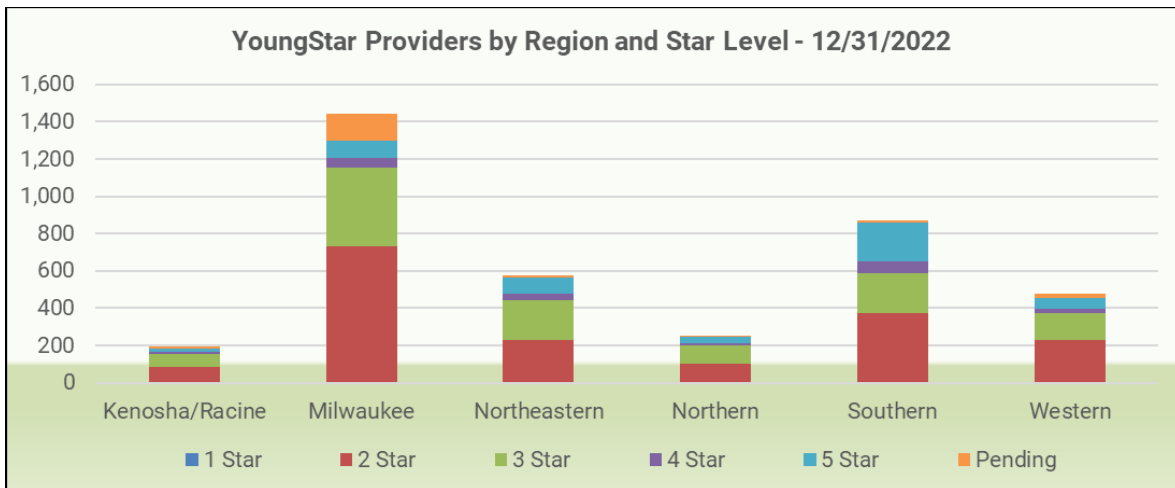
Narrative of Monthly Report December 2022

For the month of December, the following are notable YoungStar statistics.

★ **Participation and Rating Composition:**

We currently have 3,820 programs participating in YoungStar. This is a decrease of 12 programs as compared to November. The chart and graph below show the rating composition by region for the current month.

	1 Star	2 Star	3 Star	4 Star	5 Star	Pending	TOTAL
Kenosha/Racine	2	81	73	7	21	13	197
Milwaukee	5	728	421	51	95	141	1,441
Northeastern	0	227	218	34	83	15	577
Northern	0	105	95	11	34	8	253
Southern	3	373	213	64	204	15	872
Western	0	228	147	20	60	25	480
Total	10	1,742	1,167	187	497	217	3,820

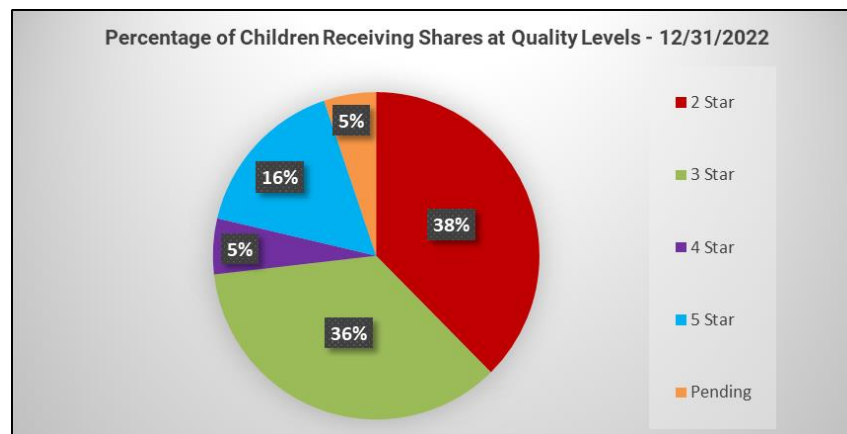
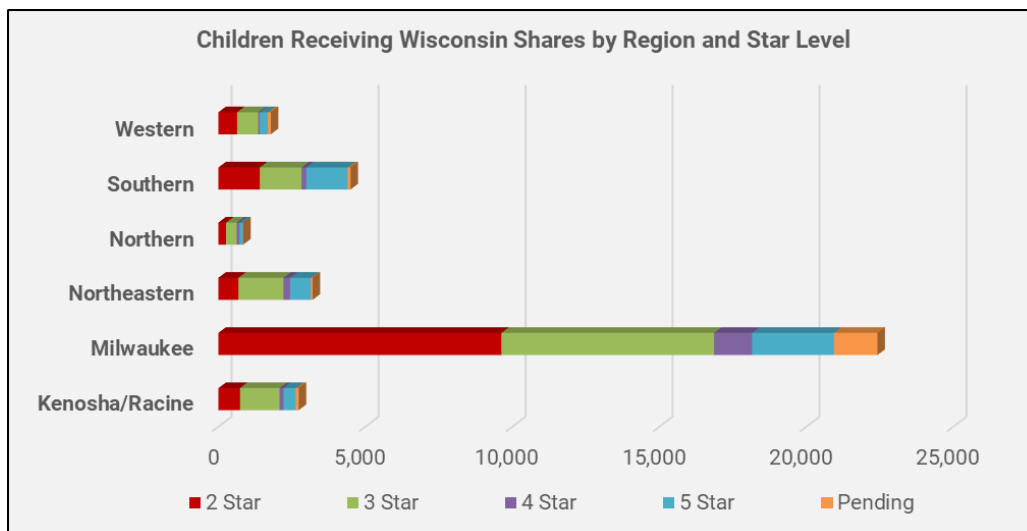


Data as of 12/31/2022

★ **Rating and Wisconsin Shares Data**

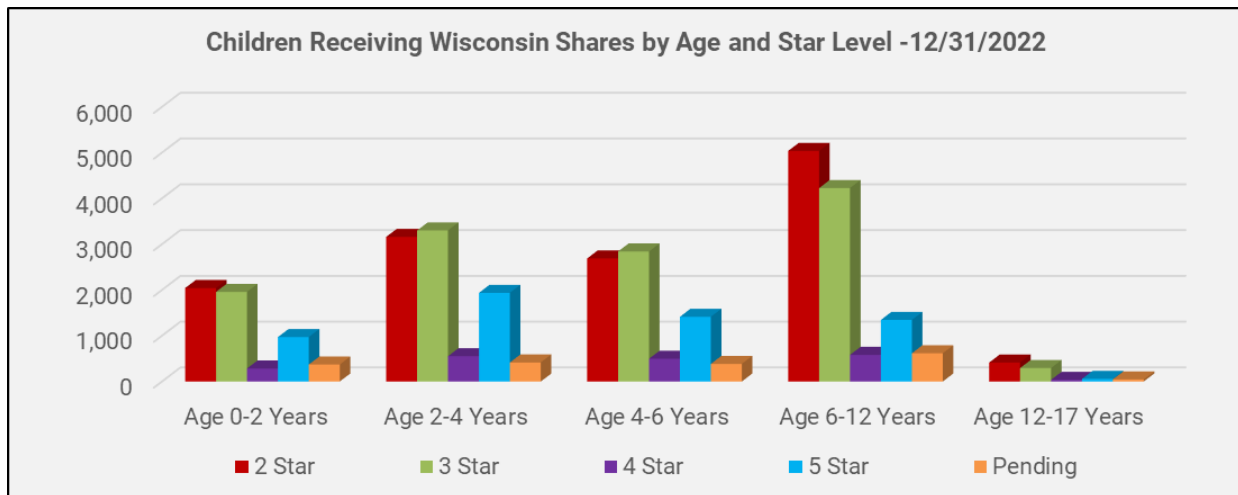
In December, the total number of programs currently rated was 3,603. There were an additional 217 programs with pending ratings. There were 2,866 programs with open Wisconsin Shares authorizations when the data was run for this report. There were 35,474 children receiving Wisconsin Shares as shown by region, age, and star level.

	2 Star	3 Star	4 Star	5 Star	Pending	Total
Kenosha/Racine	735	1,341	136	421	100	2,733
Milwaukee	9,625	7,238	1,291	2,784	1,480	22,418
Northeastern	680	1,533	225	712	53	3,203
Northern	259	364	91	125	5	844
Southern	1,407	1,422	158	1,409	98	4,494
Western	635	721	51	275	100	1,782
Total	13,341	12,619	1,952	5,726	1,836	35,474



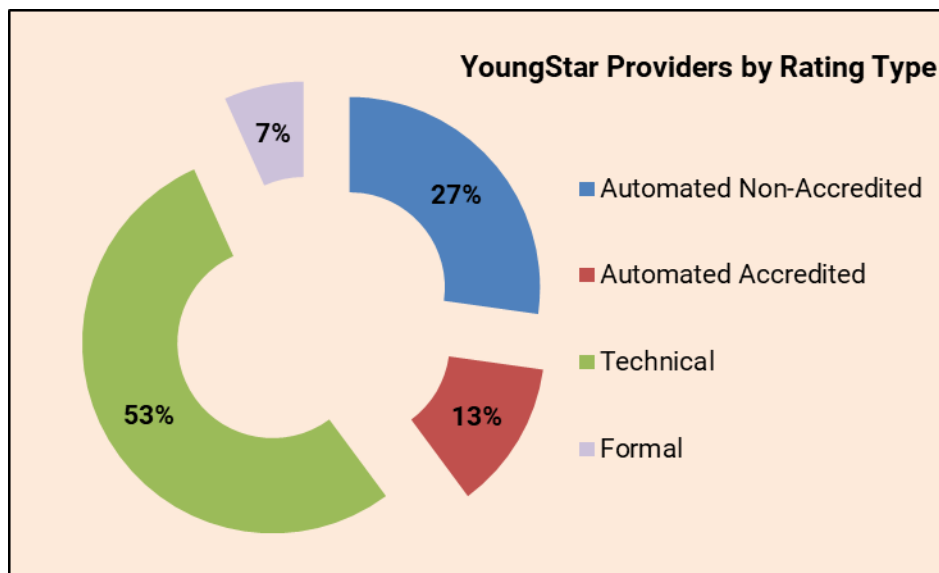
Data as of 12/31/2022

	2 Star	3 Star	4 Star	5 Star	Pending	Total
Age 0-2 Years	2,042	1,958	284	972	372	5,628
Age 2-4 Years	3,159	3,300	552	1,937	416	9,364
Age 4-6 Years	2,688	2,841	497	1,414	385	7,825
Age 6-12 Years	5,037	4,226	582	1,346	617	11,808
Age 12-17 Years	415	294	37	57	46	849
Total	13,341	12,619	1,952	5,726	1,836	35,474



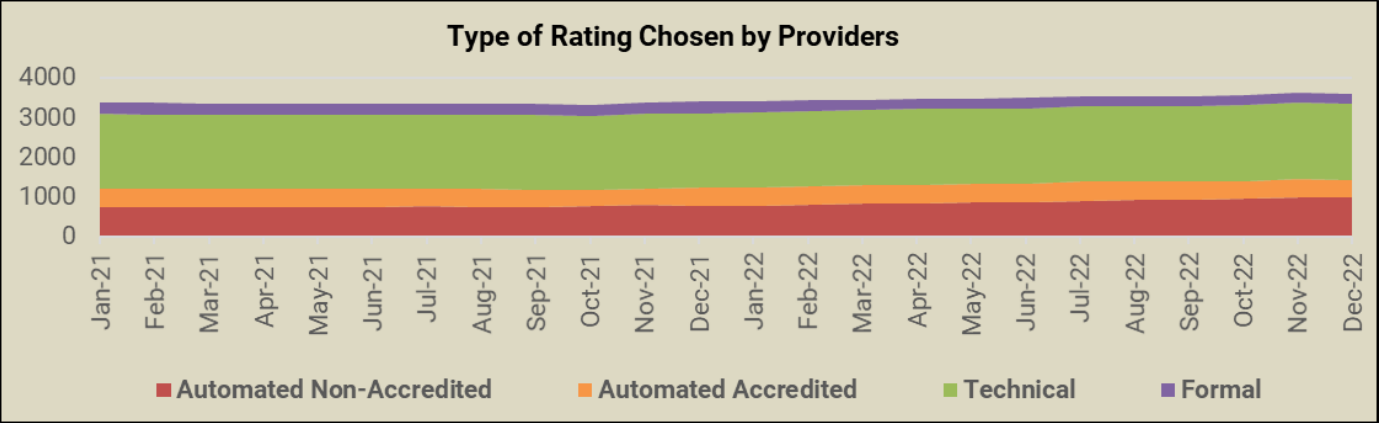
Rating History and Composition:

The composition of currently rated programs is shown below for December.

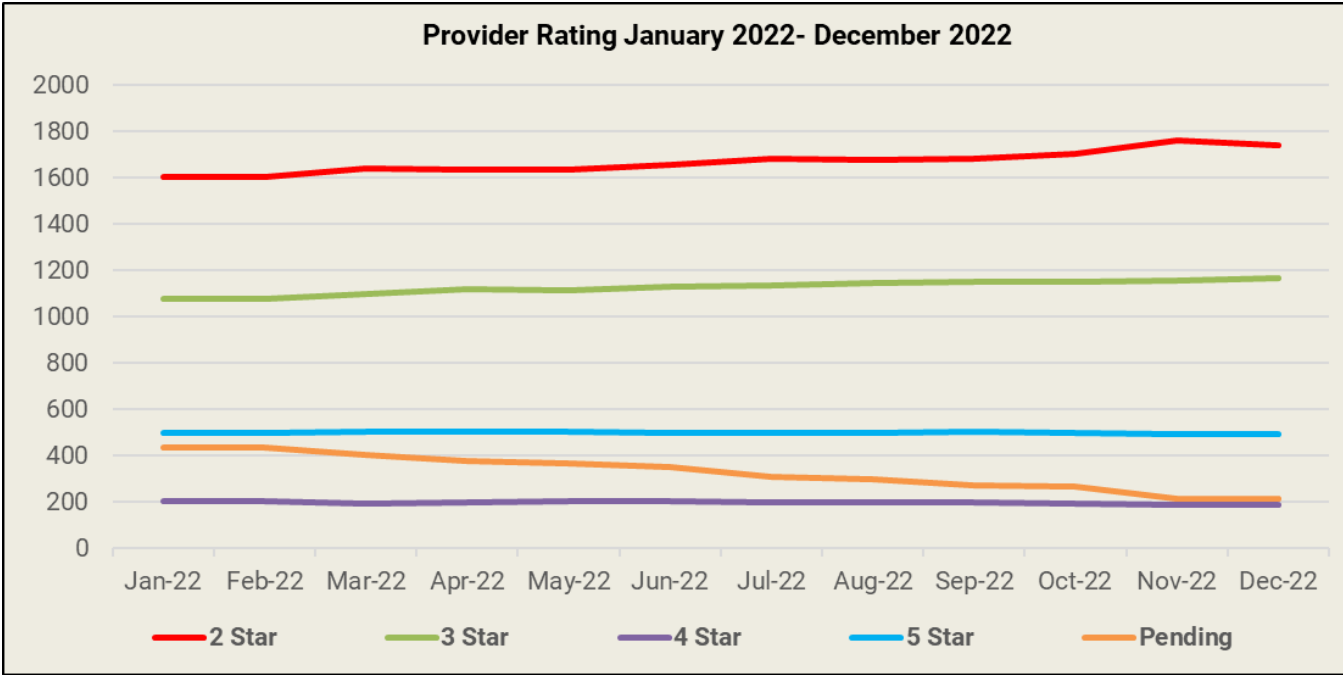


Data as of 12/31/2022

The graph below shows the movement in rating type chosen by providers over the past two years.



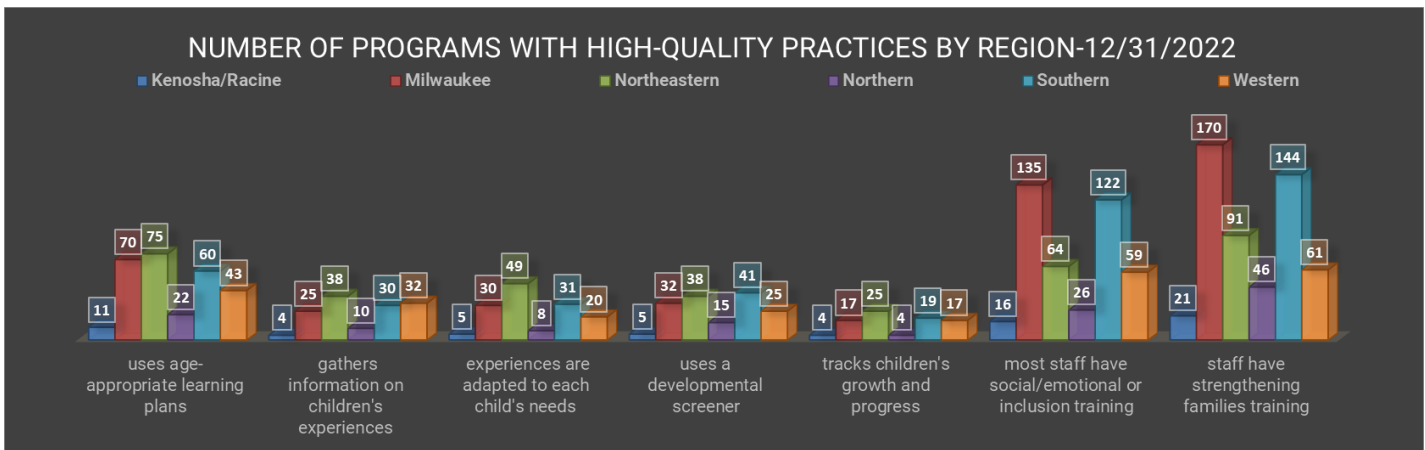
The graph below shows movement in rating levels for providers over the past year.



High-Quality Practices:

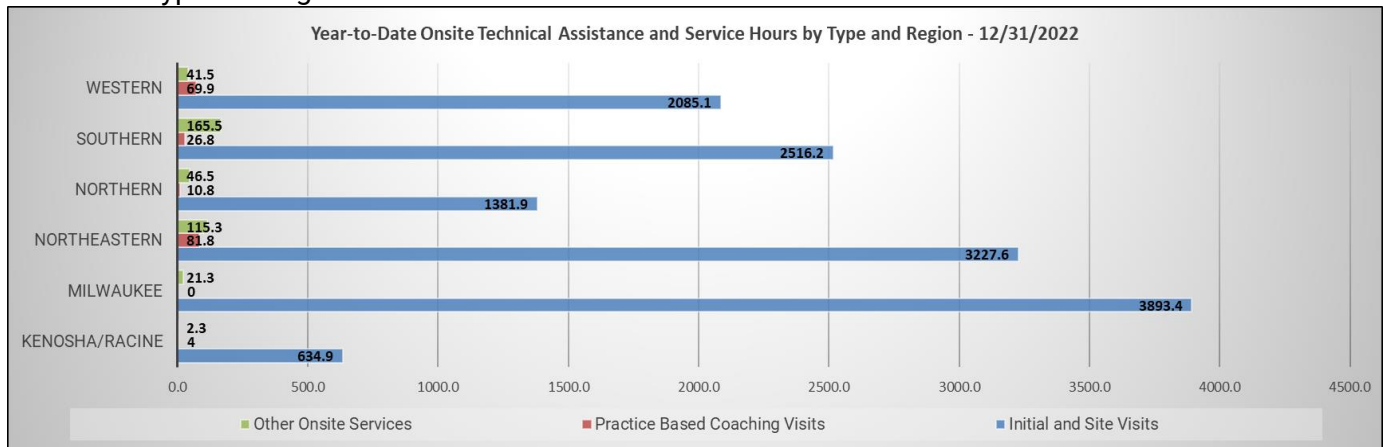
As part of the YoungStar evaluation process, programs can be evaluated for having key high-quality practices. The number of programs with high-quality practices is shown below by region.

12/31/2022	uses age-appropriate learning plans	gathers information on children's experiences	experiences are adapted to each child's needs	uses a developmental screener	tracks children's growth and progress	most staff have social/emotional or inclusion training	staff have strengthening families training
Kenosha/Racine	11	4	5	5	4	16	21
Milwaukee	70	25	30	32	17	135	170
Northeastern	75	38	49	38	25	64	91
Northern	22	10	8	15	4	26	46
Southern	60	30	31	41	19	122	144
Western	43	32	20	25	17	59	61
Total	281	139	143	156	86	422	533



Onsite Services:

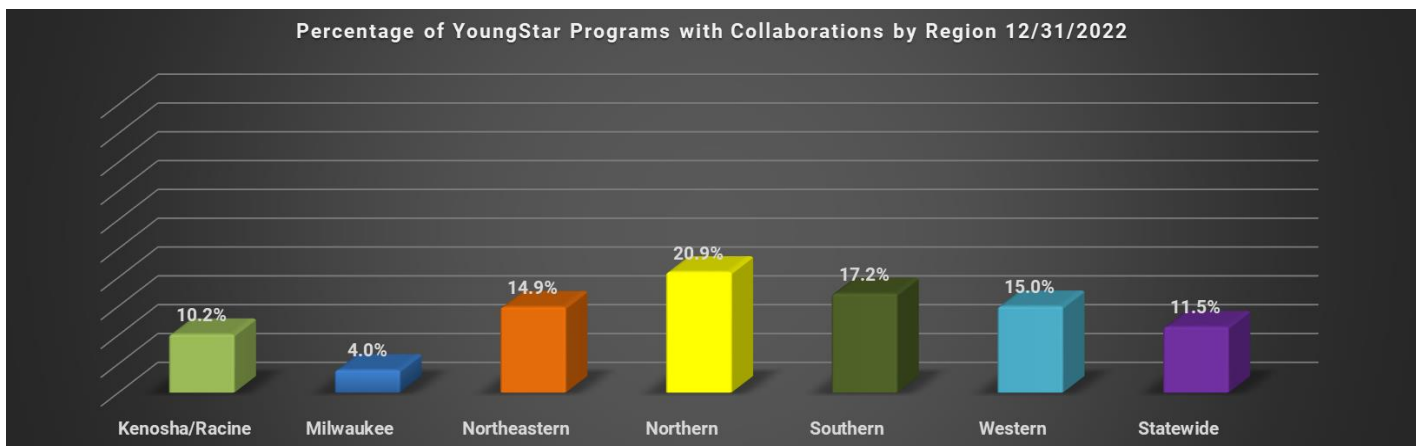
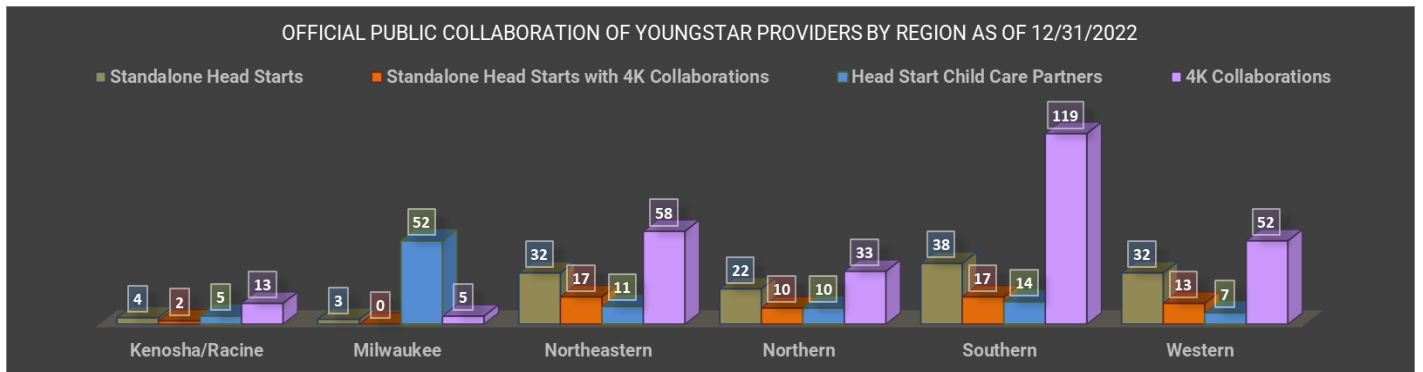
YoungStar provides thousands of hours of onsite technical assistance and other services every year to help early care programs with quality improvement across the state. Onsite services include things like site visits, practice based coaching services, and formal rating verification visits. The number of hours provided year-to-date are shown in the chart below by type and region.



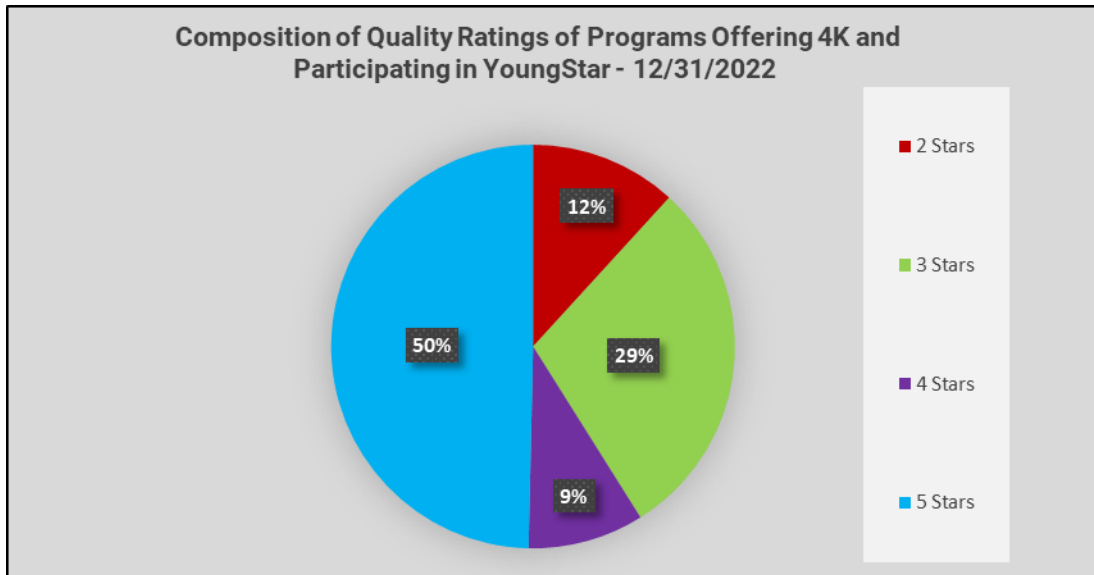
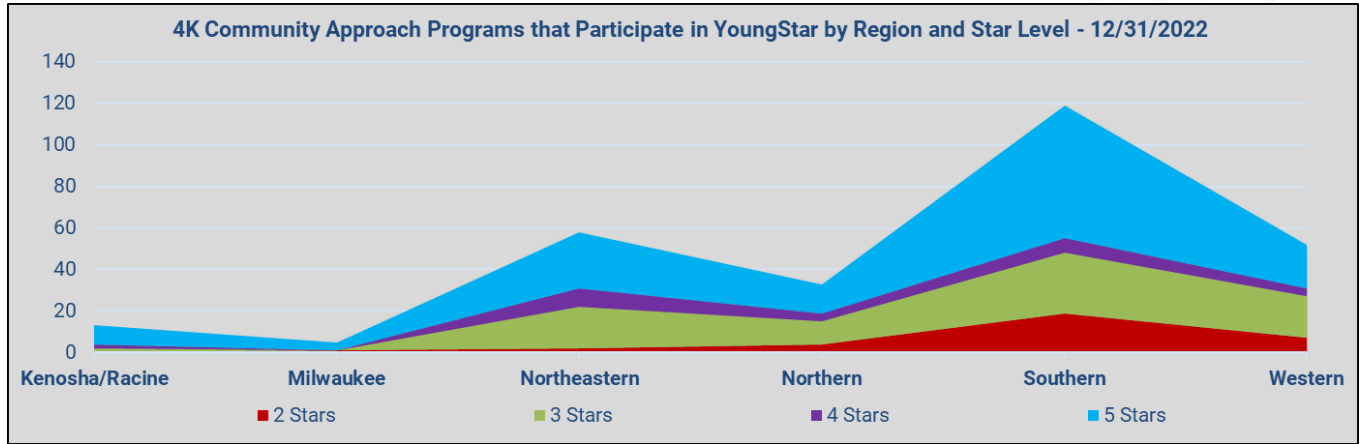
Data as of 12/31/2022

YoungStar Data on Partnerships as of 12/31/2022:

Region	Standalone Head Starts	Standalone Head Starts with 4K Collaborations	Head Start Child Care Partners	4K Collaborations	YoungStar Providers
Kenosha/Racine	4	2	5	13	197
Milwaukee	3	0	52	5	1441
Northeastern	32	17	11	58	577
Northern	22	10	10	33	253
Southern	38	17	14	119	872
Western	32	13	7	52	480
Total	131	59	99	280	3820



Data as of 12/31/2022



The Head Start/4K Child Care Collaboration information is based on returned surveys and all programs may not be included.

Please see <https://dcf.wisconsin.gov/youngstar/program/impact> for more details.

Data as of 12/31/2022