

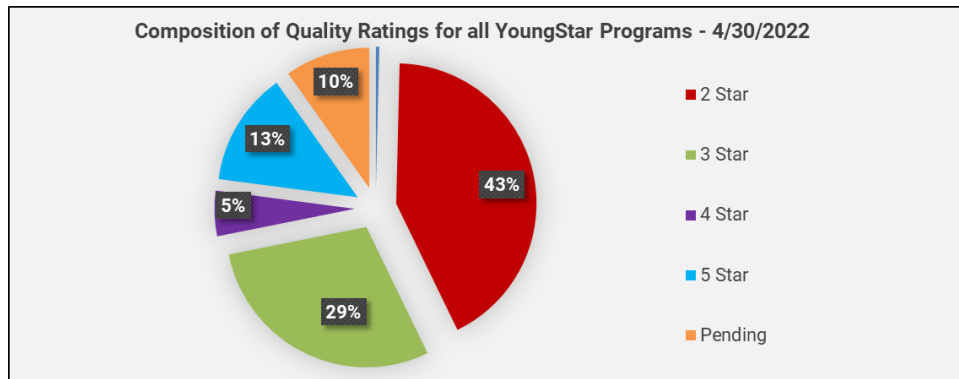
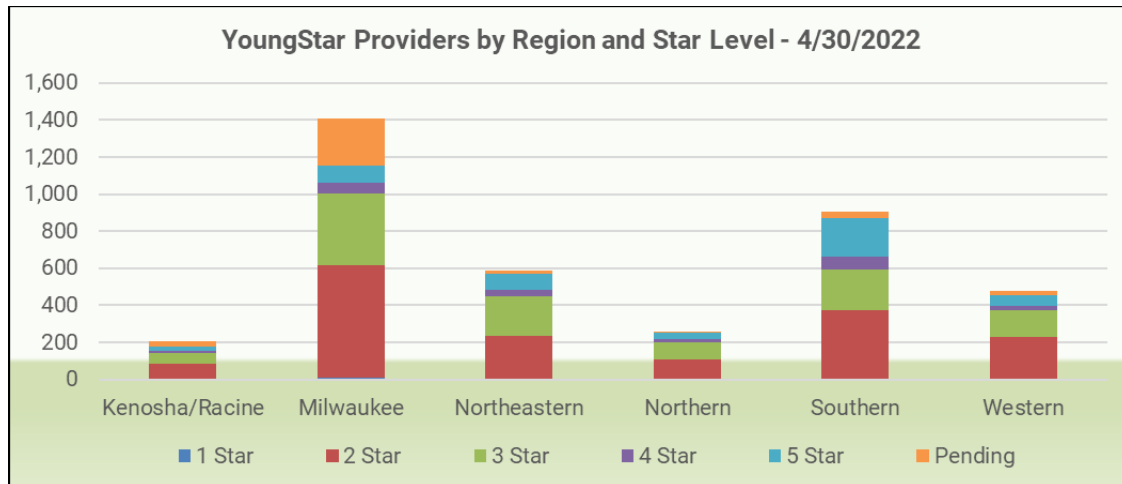
## Narrative of Monthly Report April 2022

For the month of April, the following are notable YoungStar statistics.

★ **Participation and Rating Composition:**

We currently have 3,852 programs participating in YoungStar. This is a decrease of 6 programs as compared to March. The chart and graph below show the rating composition by region for the current month.

	1 Star	2 Star	3 Star	4 Star	5 Star	Pending	TOTAL
<b>Kenosha/Racine</b>	0	83	62	8	22	31	<b>207</b>
<b>Milwaukee</b>	8	608	386	57	93	259	<b>1,411</b>
<b>Northeastern</b>	0	235	212	36	89	16	<b>588</b>
<b>Northern</b>	2	105	96	13	36	7	<b>259</b>
<b>Southern</b>	3	373	218	69	206	38	<b>907</b>
<b>Western</b>	1	230	145	18	59	27	<b>480</b>
<b>Total</b>	<b>15</b>	<b>1,634</b>	<b>1,119</b>	<b>201</b>	<b>505</b>	<b>378</b>	<b>3,852</b>

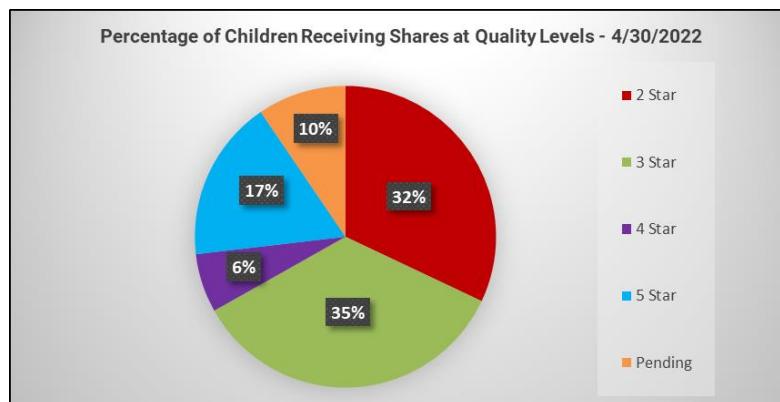
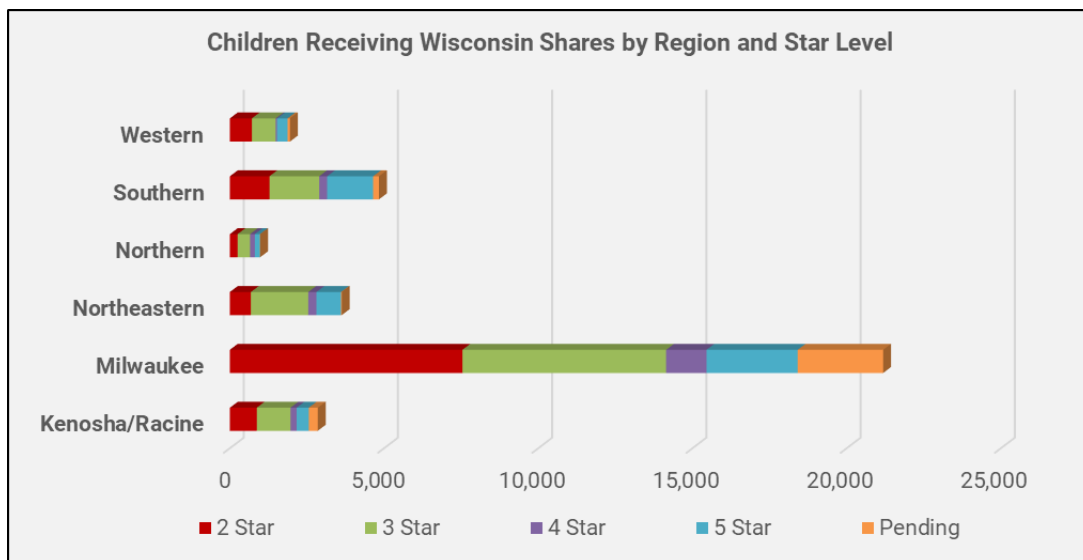


Data as of 4/30/2022

★ **Rating and Wisconsin Shares Data**

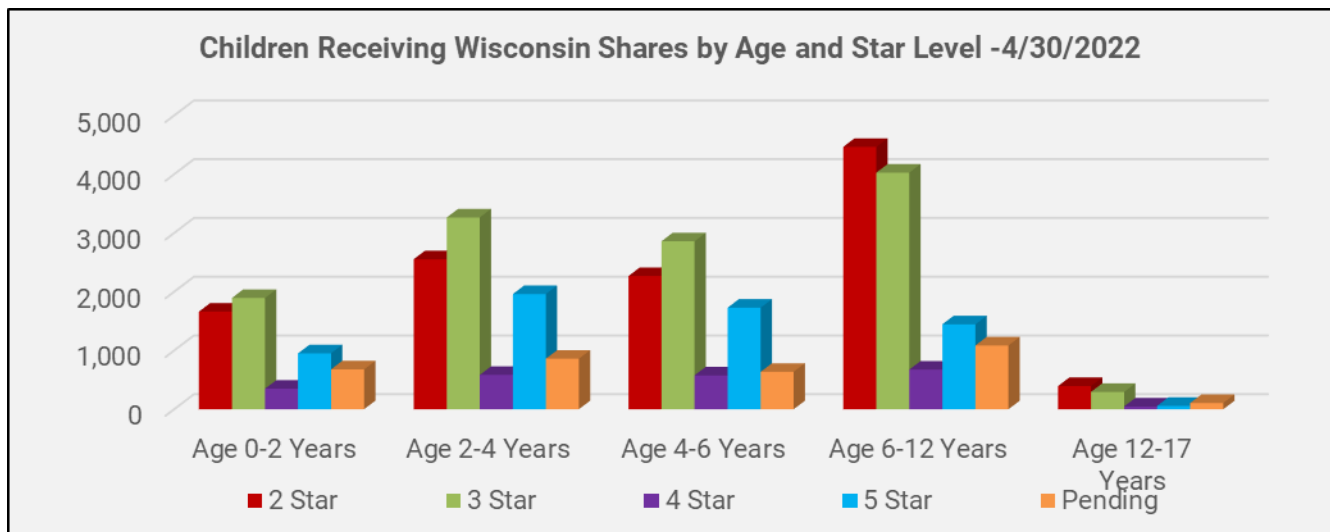
In April, the total number of programs currently rated was 3,474. There were an additional 378 programs with pending ratings. There were 2,839 programs with open Wisconsin Shares authorizations when the data was run for this report. There were 35,425 children receiving Wisconsin Shares as shown by region, age, and star level.

	2 Star	3 Star	4 Star	5 Star	Pending	Total
<b>Kenosha/Racine</b>	873	1,093	199	394	<b>292</b>	<b>2,851</b>
<b>Milwaukee</b>	7,540	6,602	1,310	2,956	<b>2,772</b>	<b>21,180</b>
<b>Northeastern</b>	680	1,861	265	798	<b>24</b>	<b>3,628</b>
<b>Northern</b>	249	402	157	165	<b>10</b>	<b>983</b>
<b>Southern</b>	1,285	1,610	257	1,492	<b>191</b>	<b>4,835</b>
<b>Western</b>	714	771	45	339	<b>79</b>	<b>1,948</b>
<b>Total</b>	<b>11,341</b>	<b>12,339</b>	<b>2,233</b>	<b>6,144</b>	<b>3,368</b>	<b>35,425</b>



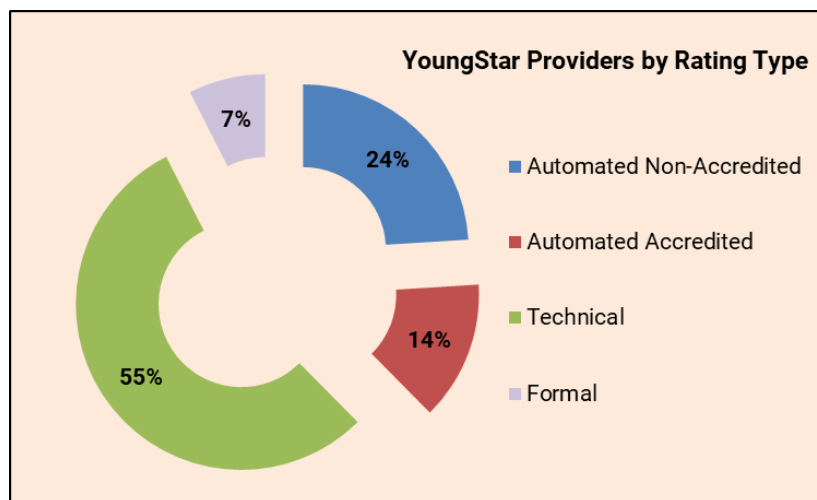
Data as of 4/30/2022

	2 Star	3 Star	4 Star	5 Star	Pending	Total
<b>Age 0-2</b>	1,662	1,894	350	952	679	<b>5,537</b>
<b>Age 2-4</b>	2,552	3,264	585	1,961	860	<b>9,222</b>
<b>Age 4-6</b>	2,267	2,859	576	1,728	637	<b>8,067</b>
<b>Age 6-12</b>	4,465	4,027	675	1,445	1,086	<b>11,698</b>
<b>Age 12-17</b>	395	295	47	58	106	<b>901</b>
<b>Total</b>	<b>11,341</b>	<b>12,339</b>	<b>2,233</b>	<b>6,144</b>	<b>3,368</b>	<b>35,425</b>



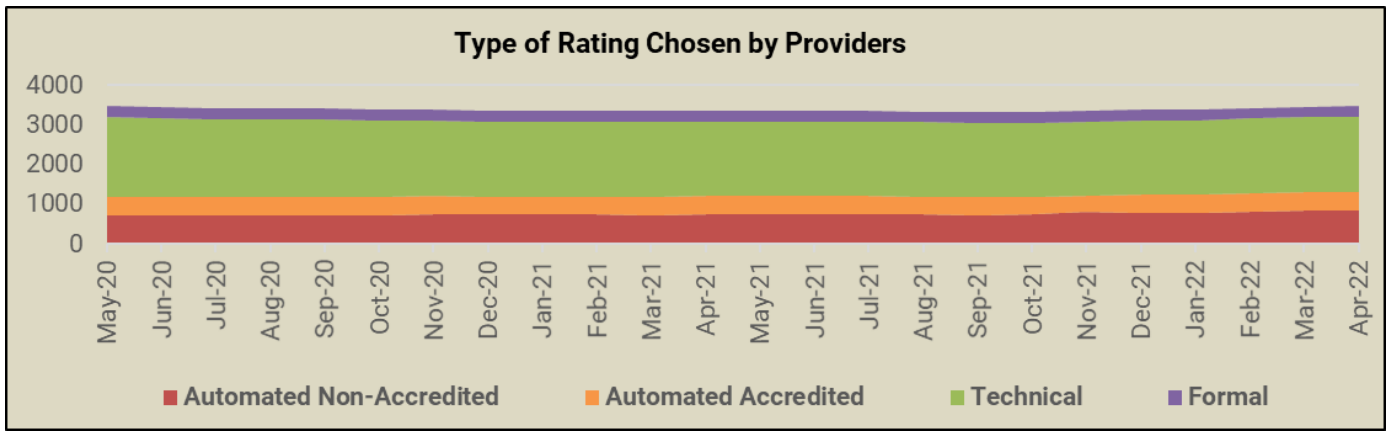
**Rating History and Composition:**

The composition of currently rated programs is shown below for April.

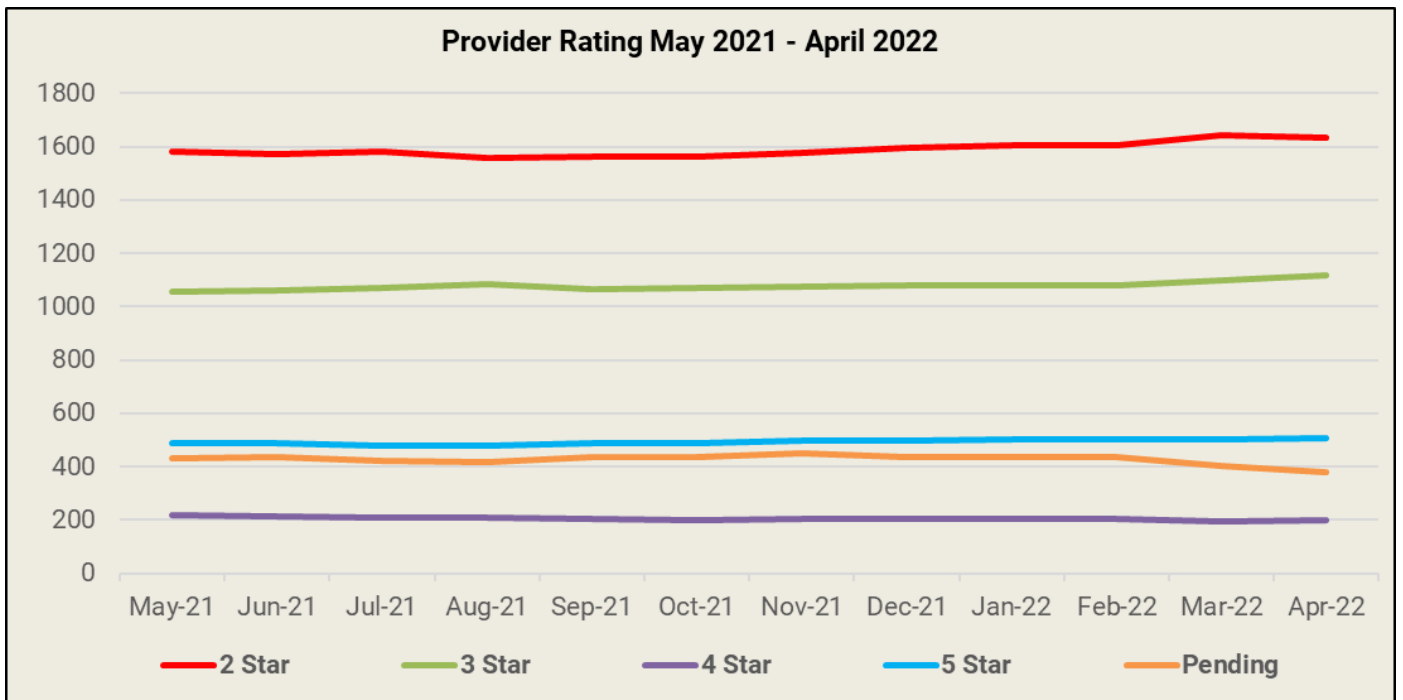


Data as of 4/30/2022

The graph below shows the movement in rating type chosen by providers over the past two years.



The graph below shows movement in rating levels for providers over the past year.

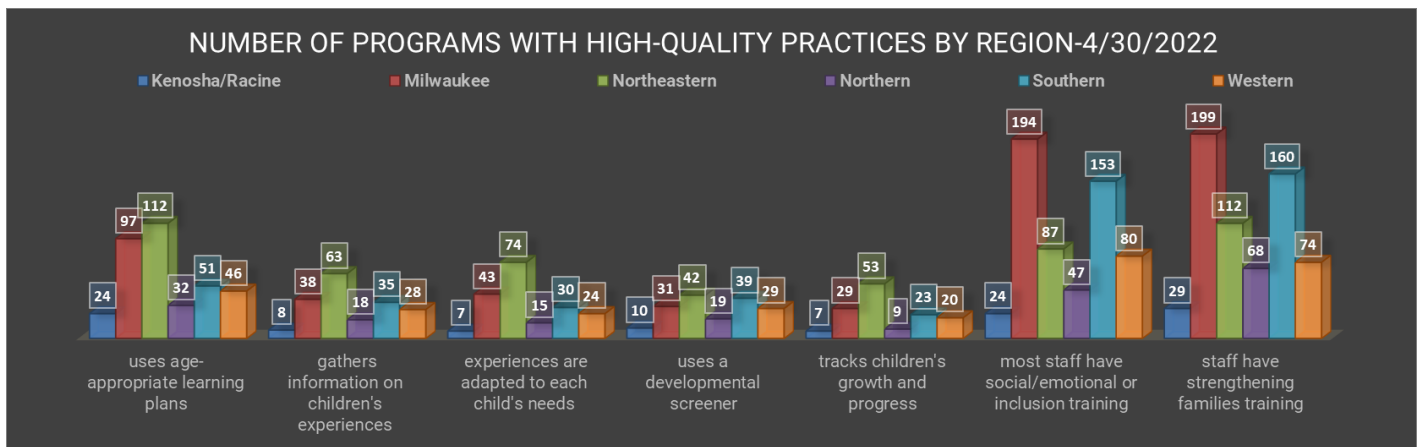


Data as of 4/30/2022

### High-Quality Practices:

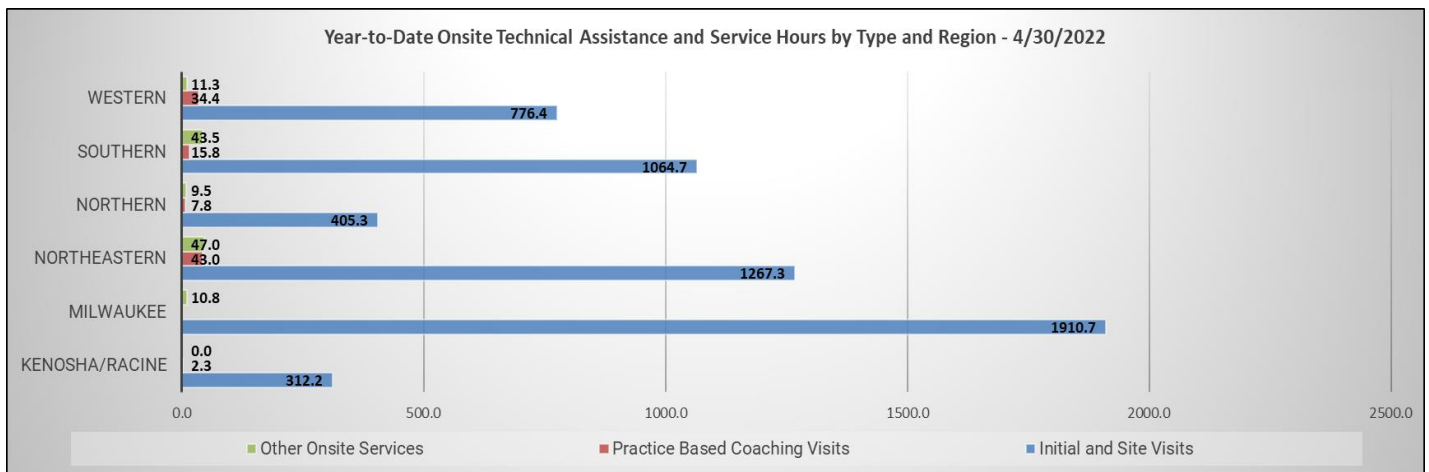
As part of the YoungStar evaluation process, programs can be evaluated for having key high-quality practices. The number of programs with high-quality practices is shown below by region.

4/30/2022	uses age-appropriate learning plans	gathers information on children's experiences	experiences are adapted to each child's needs	uses a developmental screener	tracks children's growth and progress	most staff have social/emotional or inclusion training	staff have strengthening families training
Kenosha/Racine	24	8	7	10	7	24	29
Milwaukee	97	38	43	31	29	194	199
Northeastern	112	63	74	42	53	87	112
Northern	32	18	15	19	9	47	68
Southern	51	35	30	39	23	153	160
Western	46	28	24	29	20	80	74
<b>Total</b>	<b>362</b>	<b>190</b>	<b>193</b>	<b>170</b>	<b>141</b>	<b>585</b>	<b>642</b>



### Onsite Services:

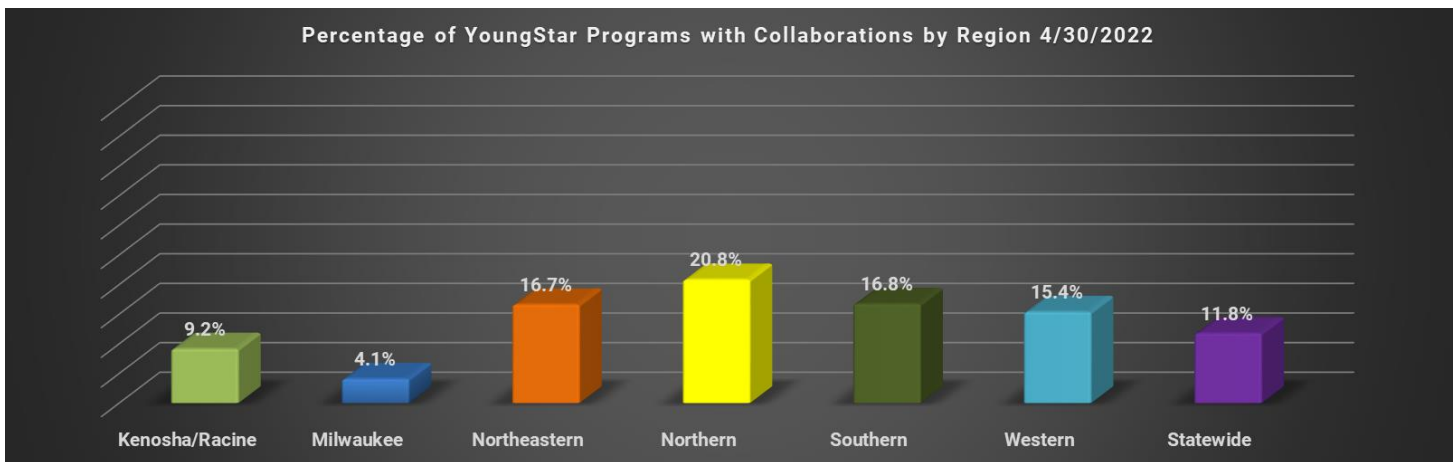
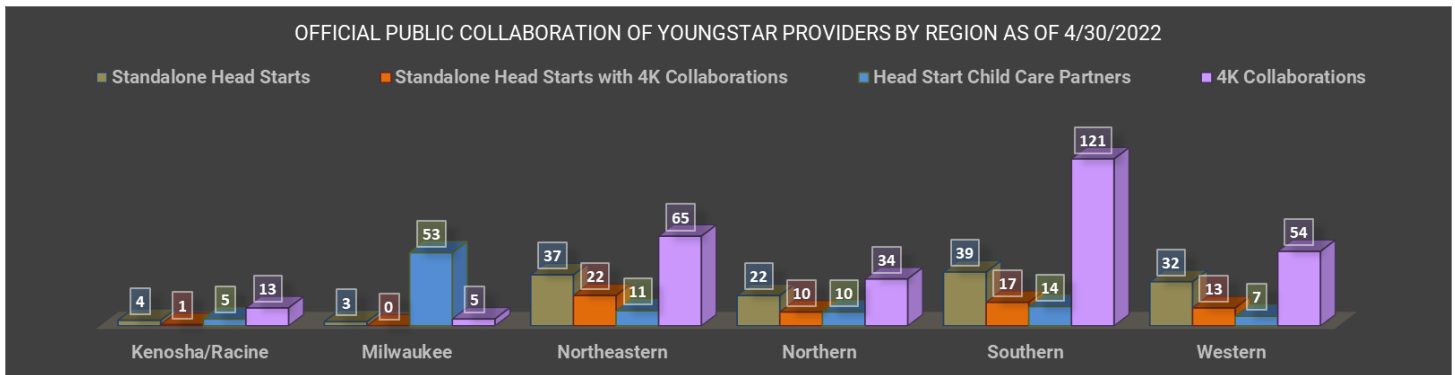
YoungStar provides thousands of hours of onsite technical assistance and other services every year to help early care programs with quality improvement across the state. Onsite services include things like site visits, practice based coaching services, and formal rating verification visits. The number of hours provided year-to-date are shown in the chart below by type and region.



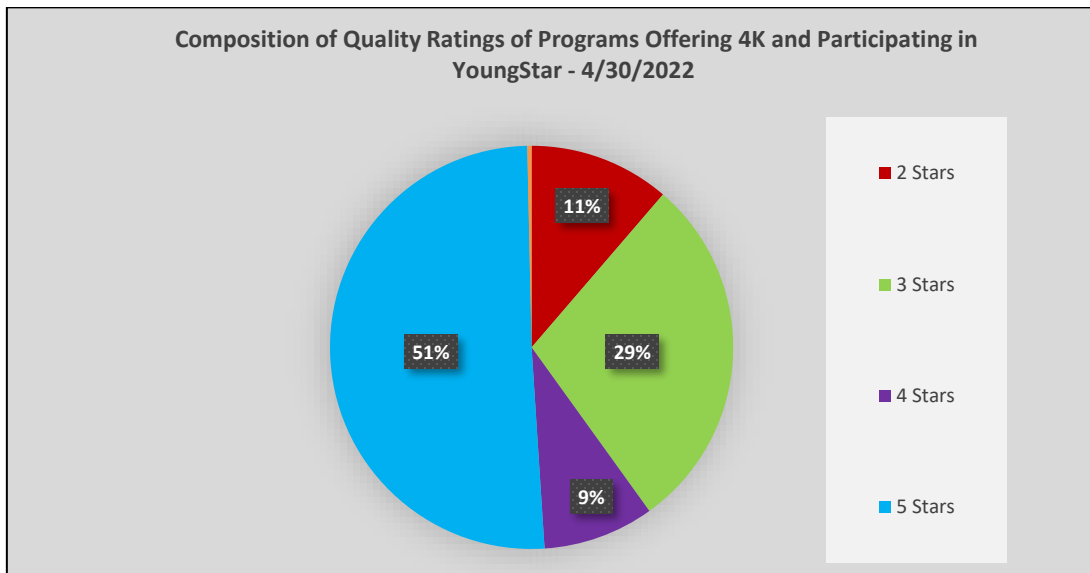
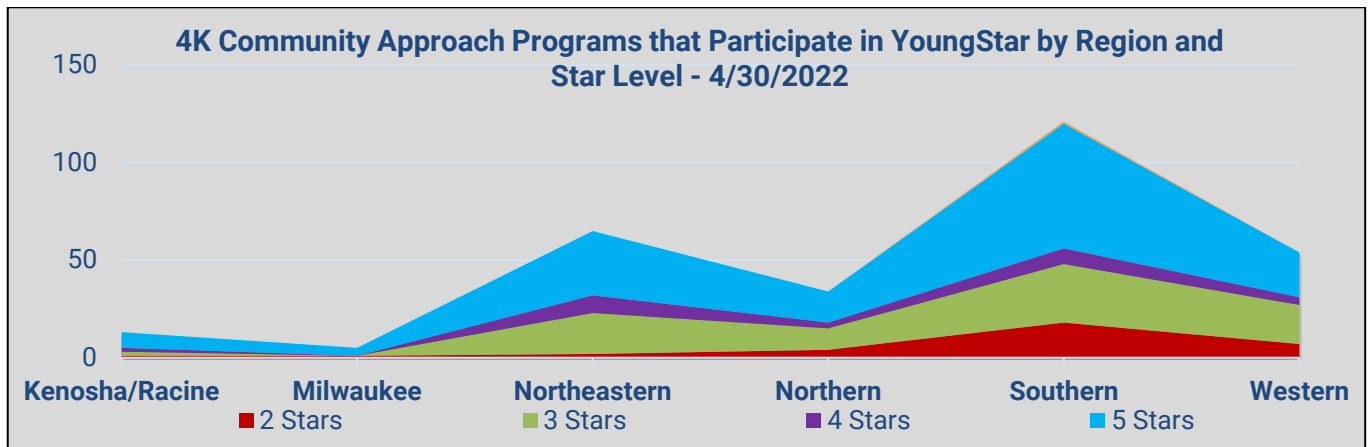
Data as of 4/30/2022

### YoungStar Data on Partnerships as of 4/30/2022:

Region	Standalone Head Starts	Standalone Head Starts with 4K Collaborations	Head Start Child Care Partners	4K Collaborations	YoungStar Providers
Kenosha/Racine	4	1	5	13	207
Milwaukee	3	0	53	5	1411
Northeastern	37	22	11	65	588
Northern	22	10	10	34	259
Southern	39	17	14	121	907
Western	32	13	7	54	480
<b>Total</b>	<b>137</b>	<b>63</b>	<b>100</b>	<b>292</b>	<b>3852</b>



Data as of 4/30/2022



The Head Start/4K Child Care Collaboration information is based on returned surveys and all programs may not be included.

Please see <https://dcf.wisconsin.gov/youngstar/program/impact> for more details.

Data as of 4/30/2022