

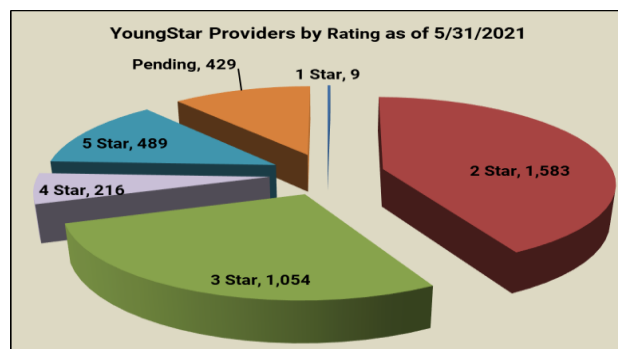
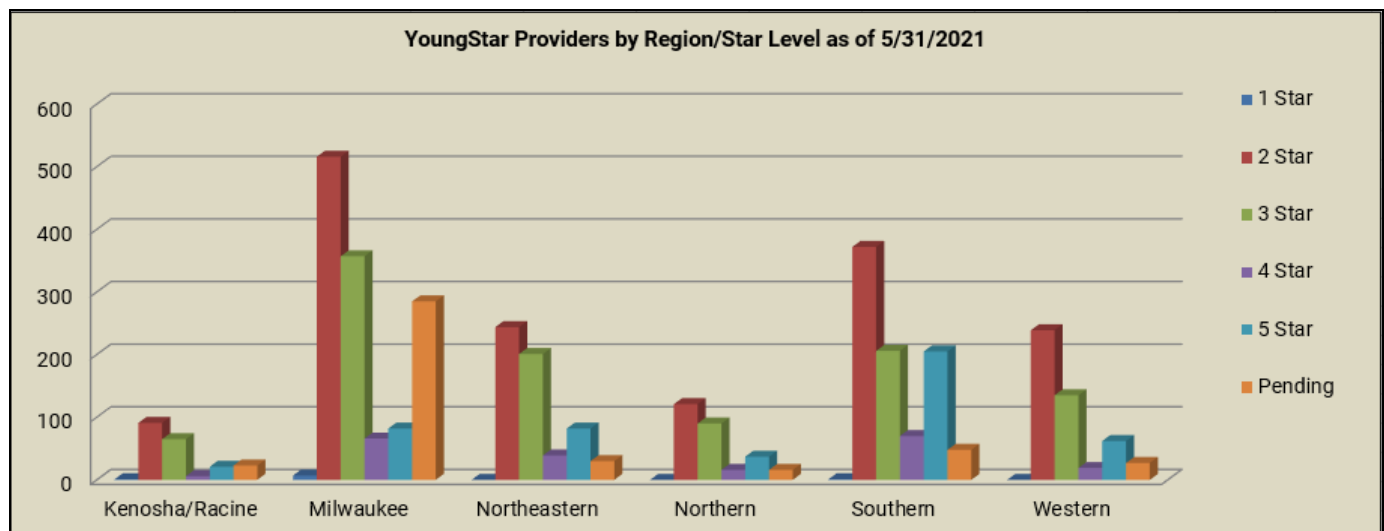
## Narrative of Monthly Report May 2021

For the month of May, the following are notable YoungStar statistics.

★ **Participation and Rating Composition:**

We currently have 3,780 programs participating in YoungStar. This is a decrease of 2 programs as compared to April. The chart and graph below show the rating composition by region for the current month.

	1 Star	2 Star	3 Star	4 Star	5 Star	Pending	TOTAL
<b>Kenosha/Racine</b>	1	91	65	6	21	23	<b>207</b>
<b>Milwaukee</b>	7	516	357	66	82	285	<b>1,313</b>
<b>Northeastern</b>	0	244	201	39	82	30	<b>596</b>
<b>Northern</b>	0	121	90	16	37	16	<b>280</b>
<b>Southern</b>	1	372	206	70	205	48	<b>902</b>
<b>Western</b>	0	239	135	19	62	27	<b>482</b>
<b>Total</b>	<b>9</b>	<b>1,583</b>	<b>1,054</b>	<b>216</b>	<b>489</b>	<b>429</b>	<b>3,780</b>

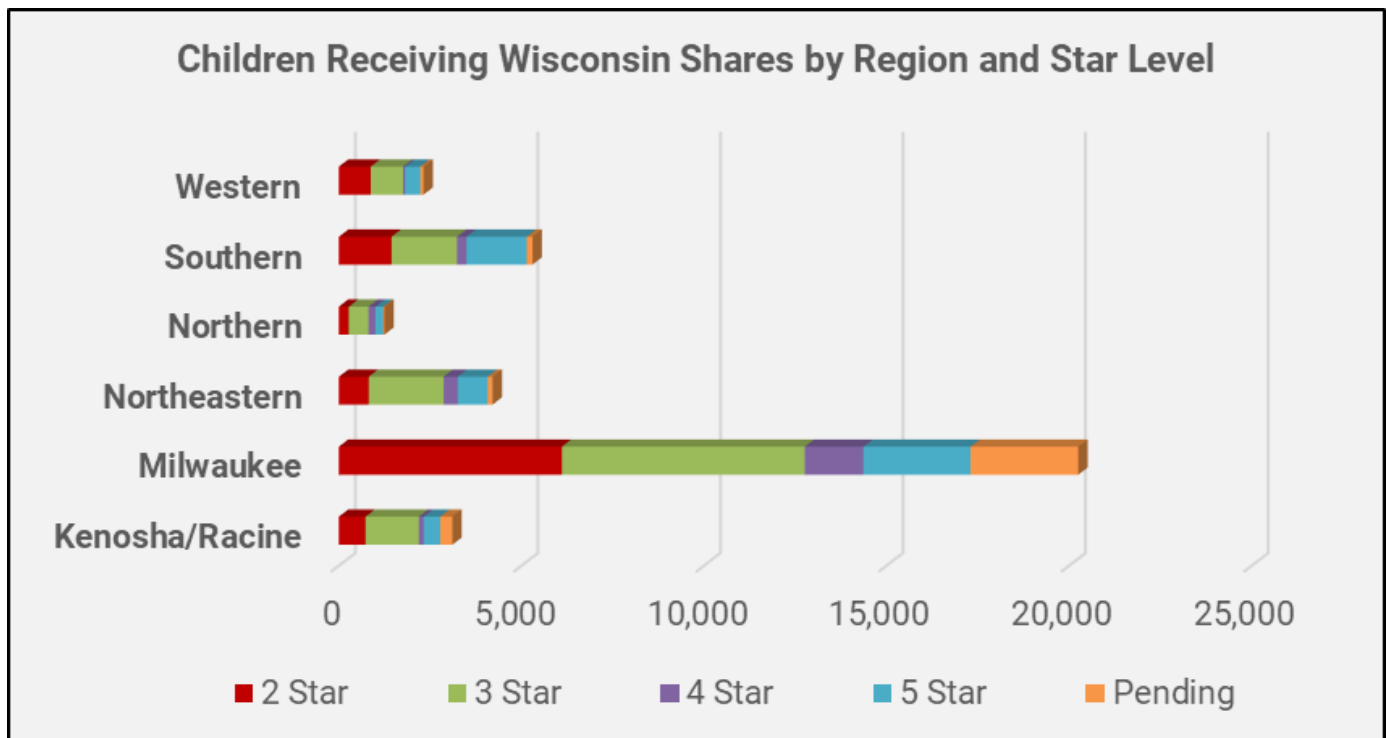


Data as of 5/31/2021

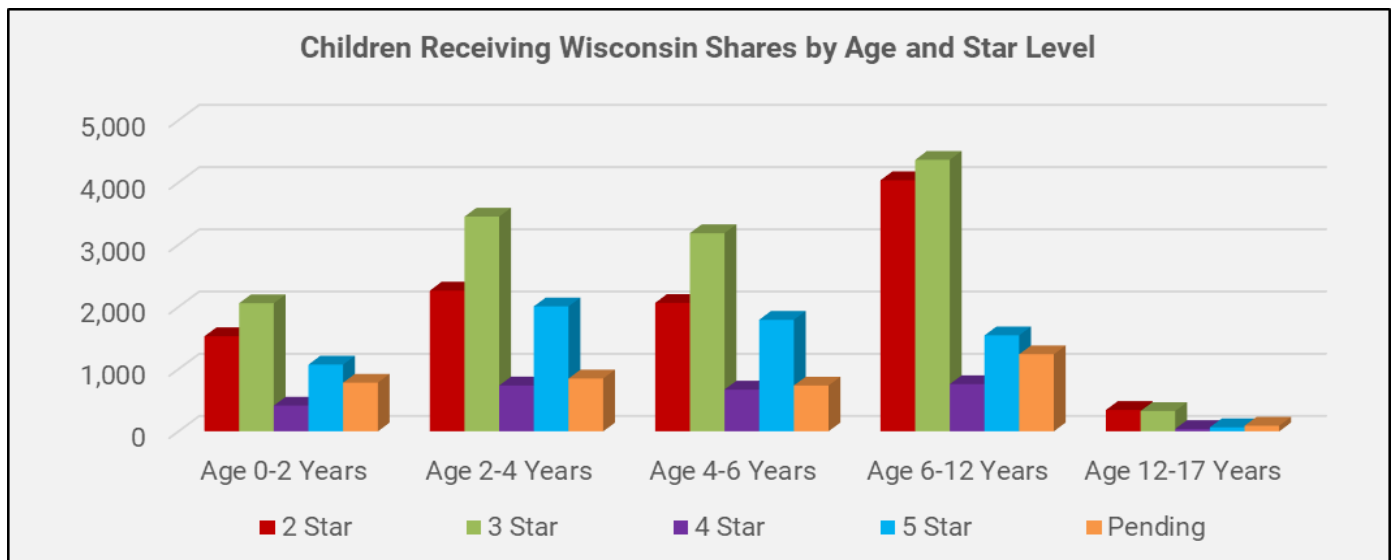
★ **Rating and Wisconsin Shares Data**

In May, the total number of programs currently rated was 3,351. There were an additional 429 programs with pending ratings. There were 2,773 programs with open Wisconsin Shares authorizations when the data was run for this report. There were 36,434 children receiving Wisconsin Shares as shown by region, age, and star level.

	2 Star	3 Star	4 Star	5 Star	Pending	Total
<b>Kenosha/Racine</b>	729	1,462	131	454	330	3,106
<b>Milwaukee</b>	6,108	6,654	1,602	2,934	2,954	20,252
<b>Northeastern</b>	817	2,051	388	816	138	4,210
<b>Northern</b>	270	543	188	213	30	1,244
<b>Southern</b>	1,442	1,793	259	1,653	157	5,304
<b>Western</b>	872	886	54	414	92	2,318
<b>Total</b>	<b>10,238</b>	<b>13,389</b>	<b>2,622</b>	<b>6,484</b>	<b>3,701</b>	<b>36,434</b>

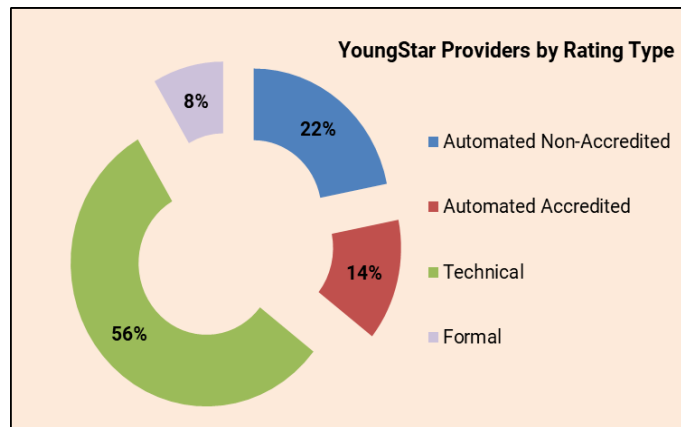


	2 Star	3 Star	4 Star	5 Star	Pending	Total
Age 0-2 Years	1,530	2,059	414	1,074	783	5,860
Age 2-4 Years	2,263	3,452	738	2,008	850	9,311
Age 4-6 Years	2,065	3,185	671	1,793	737	8,451
Age 6-12 Years	4,036	4,365	760	1,543	1,240	11,944
Age 12-17 Years	344	328	39	66	91	868
<b>Total</b>	<b>10,238</b>	<b>13,389</b>	<b>2,622</b>	<b>6,484</b>	<b>3,701</b>	<b>36,434</b>



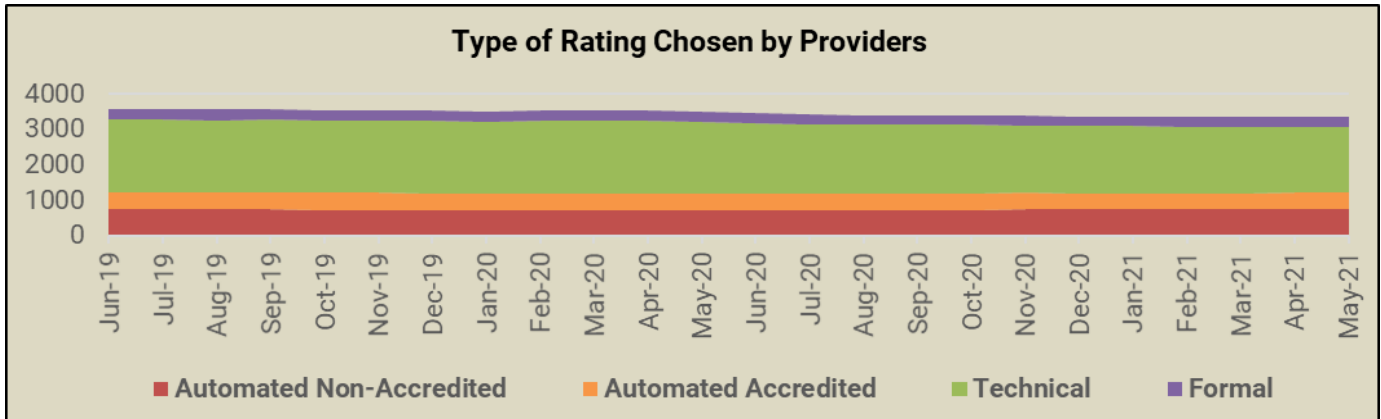
**Rating History and Composition:**

The composition of currently rated programs is shown below for May.

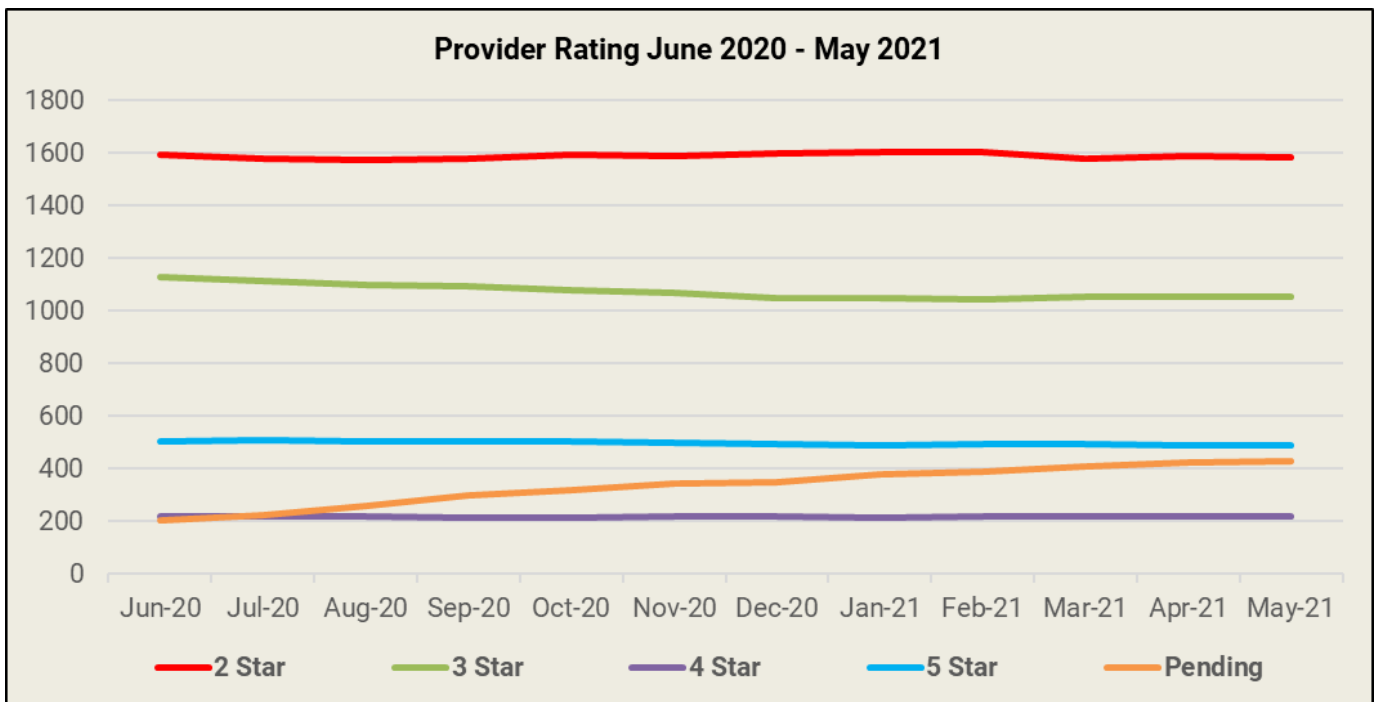


Data as of 5/31/2021

The graph below shows the movement in rating type chosen by providers over the past two years.



The graph below shows movement in rating levels for providers over the past year.

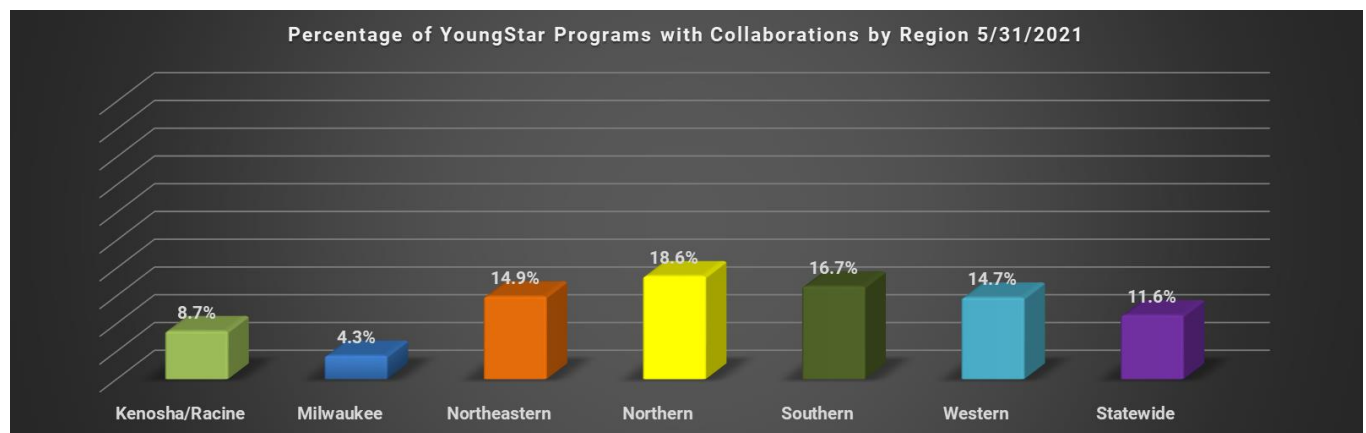
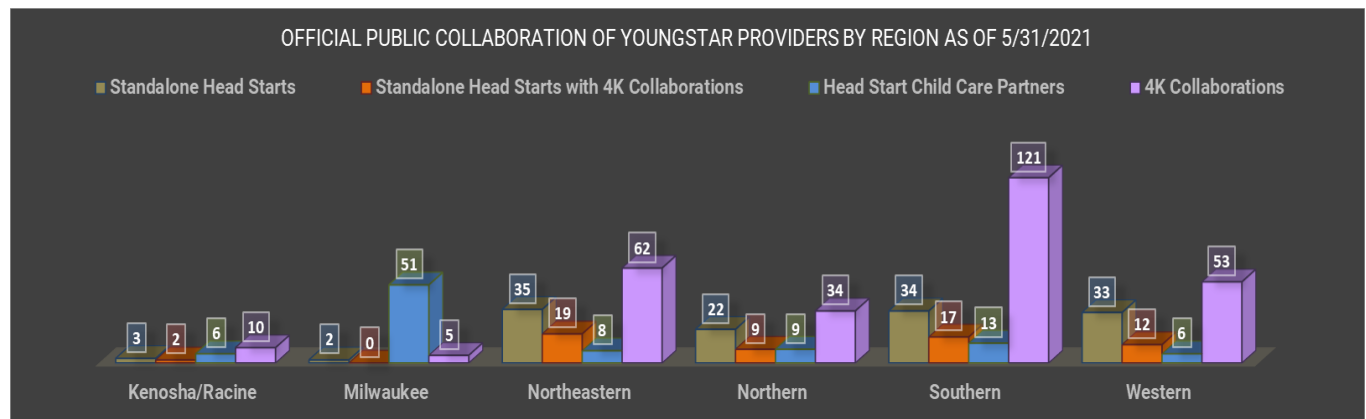


Please see <https://dcf.wisconsin.gov/youngstar/program/impact> for more details.

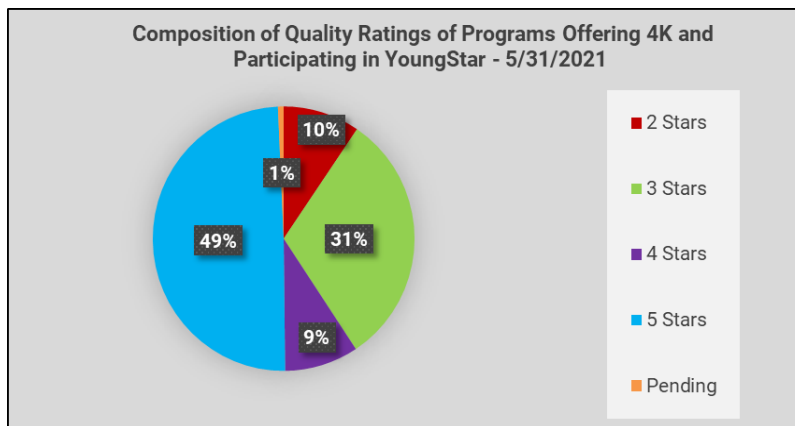
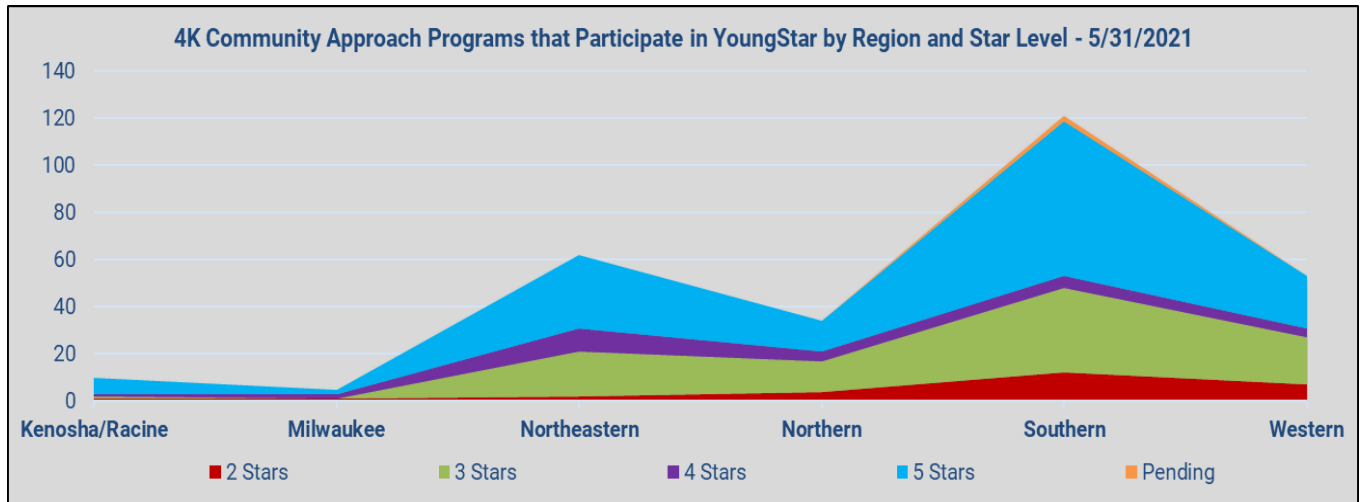
Data as of 5/31/2021

### YoungStar Data on Partnerships as of 5/31/2021:

Region	Standalone Head Starts	Standalone Head Starts with 4K Collaborations	Head Start Child Care Partners	4K Collaborations	YoungStar Providers
Kenosha/Racine	3	2	6	10	207
Milwaukee	2	0	51	5	1313
Northeastern	35	19	8	62	596
Northern	22	9	9	34	280
Southern	34	17	13	121	902
Western	33	12	6	53	482
<b>Total</b>	<b>129</b>	<b>59</b>	<b>93</b>	<b>285</b>	<b>3780</b>



Data as of 5/31/2021



The Head Start/4K Child Care Collaboration information is based on returned surveys and all programs may not be included.

Data as of 5/31/2021