

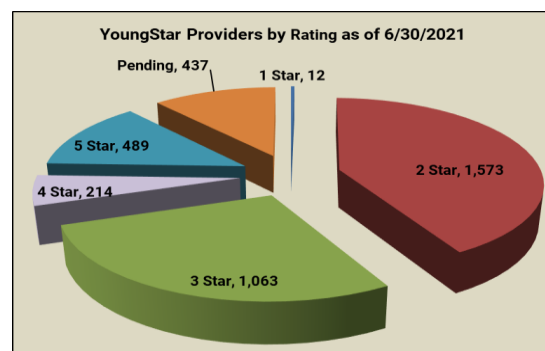
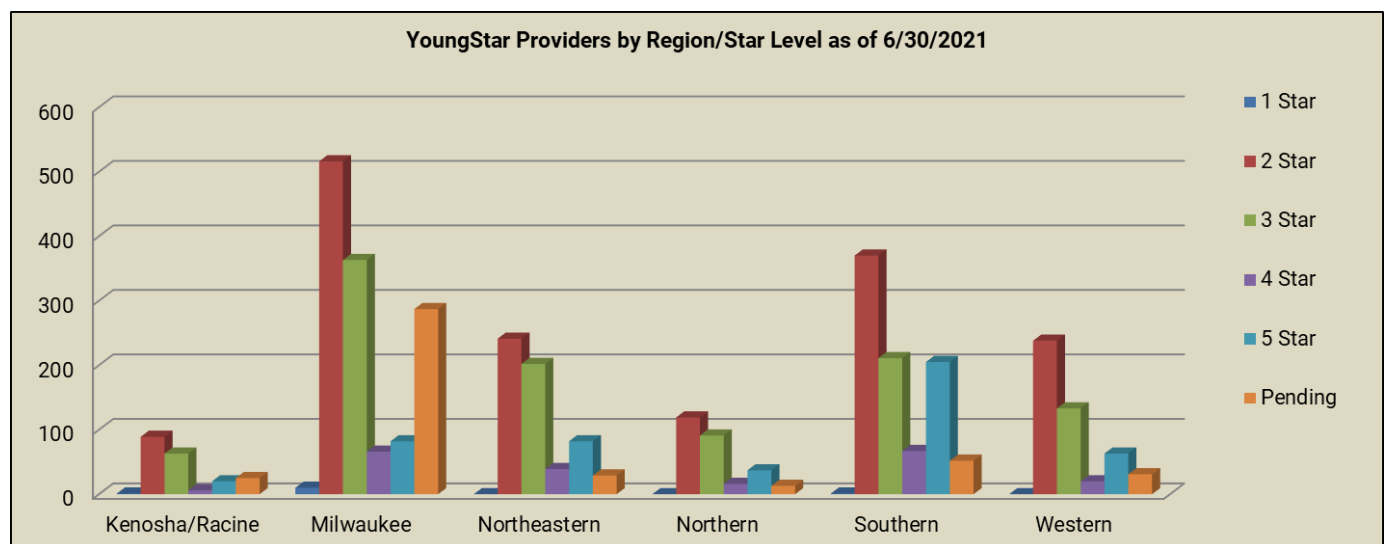
Narrative of Monthly Report June 2021

For the month of June, the following are notable YoungStar statistics.

★ **Participation and Rating Composition:**

We currently have 3,788 programs participating in YoungStar. This is an increase of 8 programs as compared to May. The chart and graph below show the rating composition by region for the current month.

	1 Star	2 Star	3 Star	4 Star	5 Star	Pending	TOTAL
Kenosha/Racine	1	89	63	6	20	25	204
Milwaukee	10	516	363	66	82	287	1,324
Northeastern	0	241	202	39	82	29	593
Northern	0	119	91	16	37	13	276
Southern	1	370	211	67	205	52	906
Western	0	238	133	20	63	31	485
Total	12	1,573	1,063	214	489	437	3,788

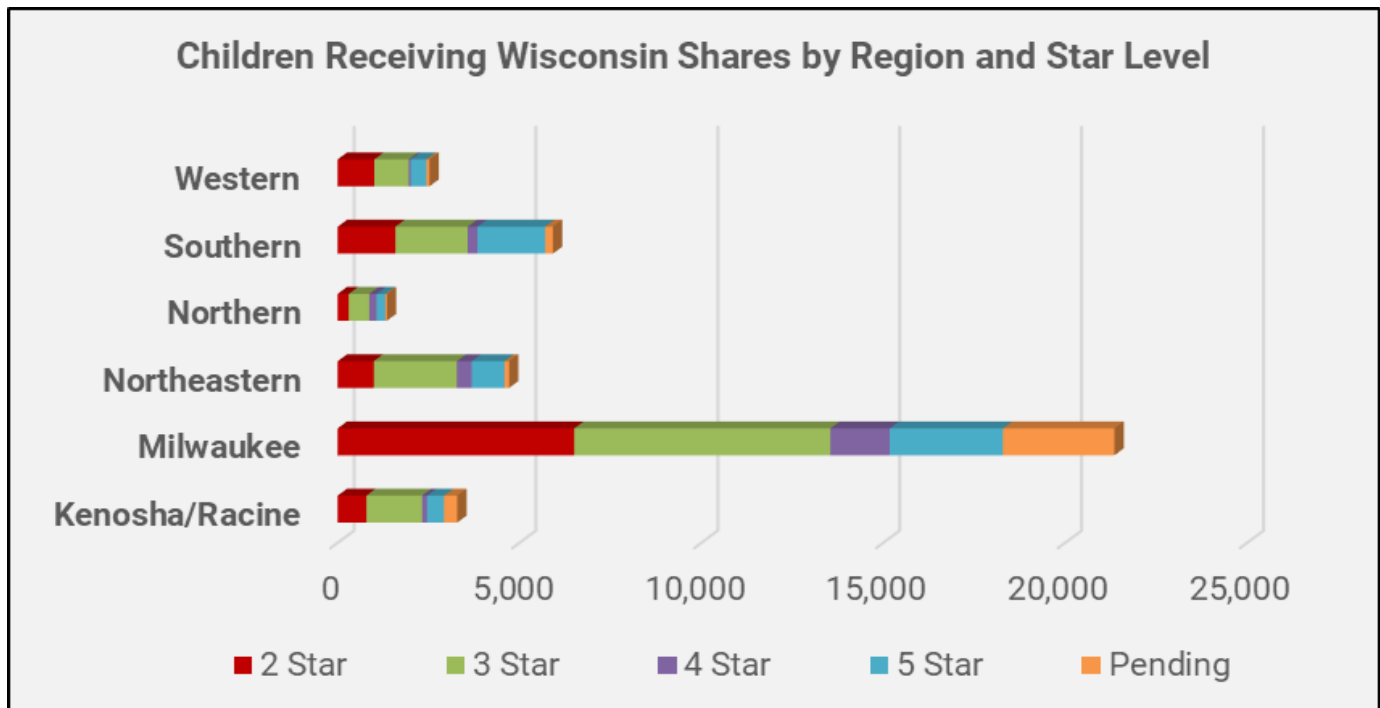


Data as of 6/30/2021

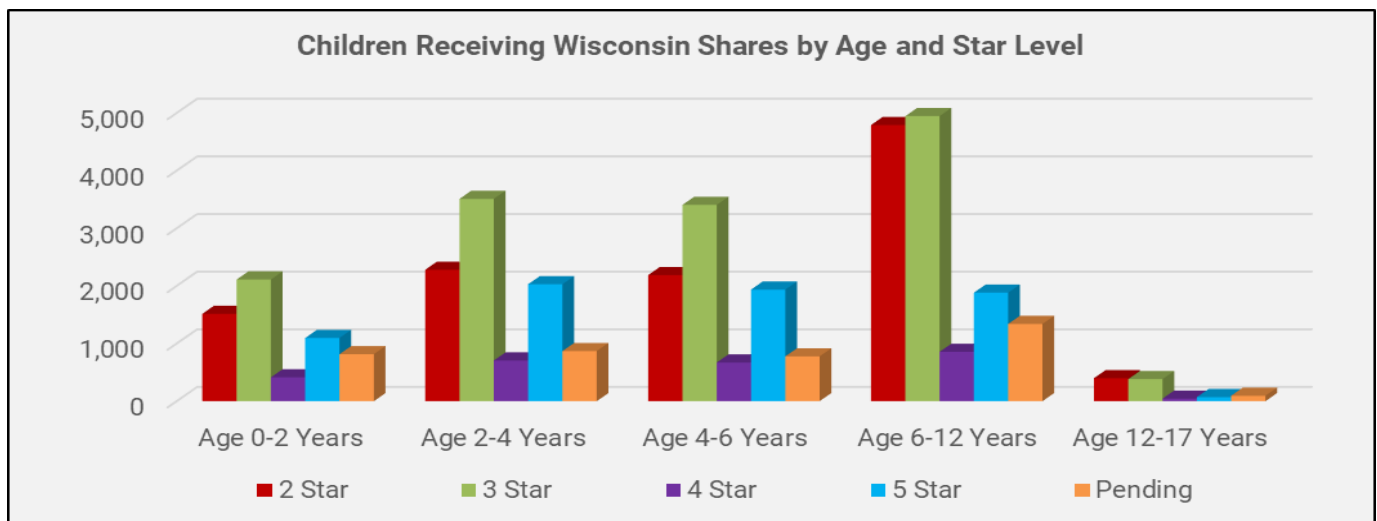
★ **Rating and Wisconsin Shares Data**

In June, the total number of programs currently rated was 3,351. There were an additional 437 programs with pending ratings. There were 2,816 programs with open Wisconsin Shares authorizations when the data was run for this report. There were 39,141 children receiving Wisconsin Shares as shown by region, age, and star level.

	2 Star	3 Star	4 Star	5 Star	Pending	Total
Kenosha/Racine	787	1,535	136	465	363	3,286
Milwaukee	6,501	7,043	1,628	3,115	3,065	21,352
Northeastern	993	2,280	411	902	125	4,711
Northern	301	568	198	241	45	1,353
Southern	1,586	1,990	265	1,862	212	5,915
Western	1,007	943	56	431	87	2,524
Total	11,175	14,359	2,694	7,016	3,897	39,141

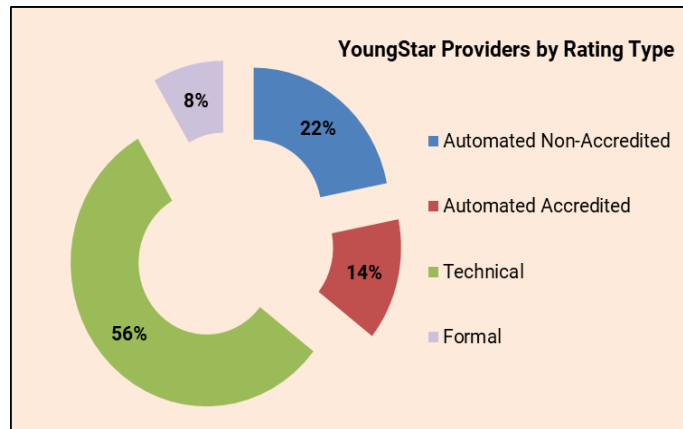


	2 Star	3 Star	4 Star	5 Star	Pending	Total
Age 0-2 Years	1,516	2,112	415	1,096	815	5,954
Age 2-4 Years	2,280	3,510	707	2,029	870	9,396
Age 4-6 Years	2,188	3,406	671	1,936	777	8,978
Age 6-12 Years	4,791	4,947	857	1,884	1,341	13,820
Age 12-17 Years	400	384	44	71	94	993
Total	11,175	14,359	2,694	7,016	3,897	39,141



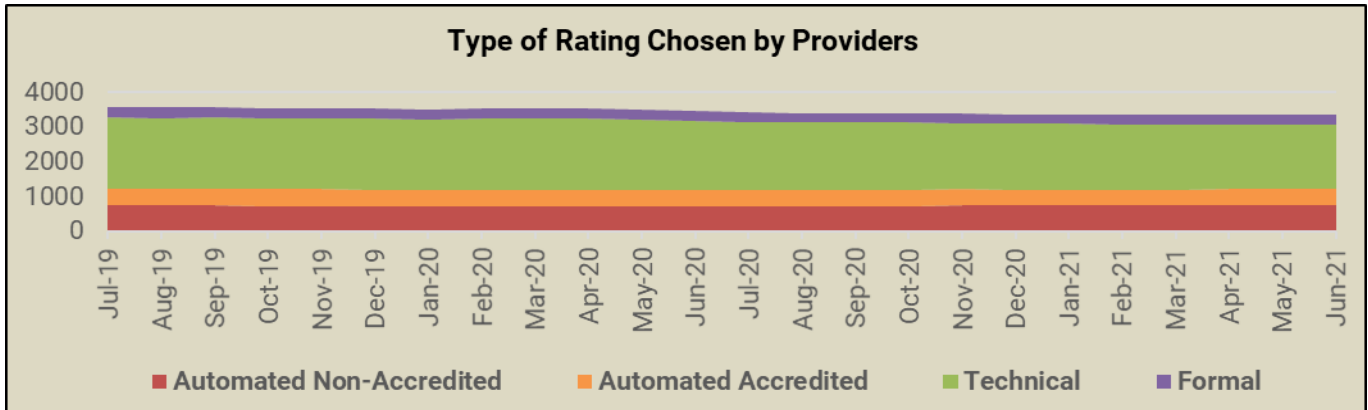
Rating History and Composition:

The composition of currently rated programs is shown below for June.

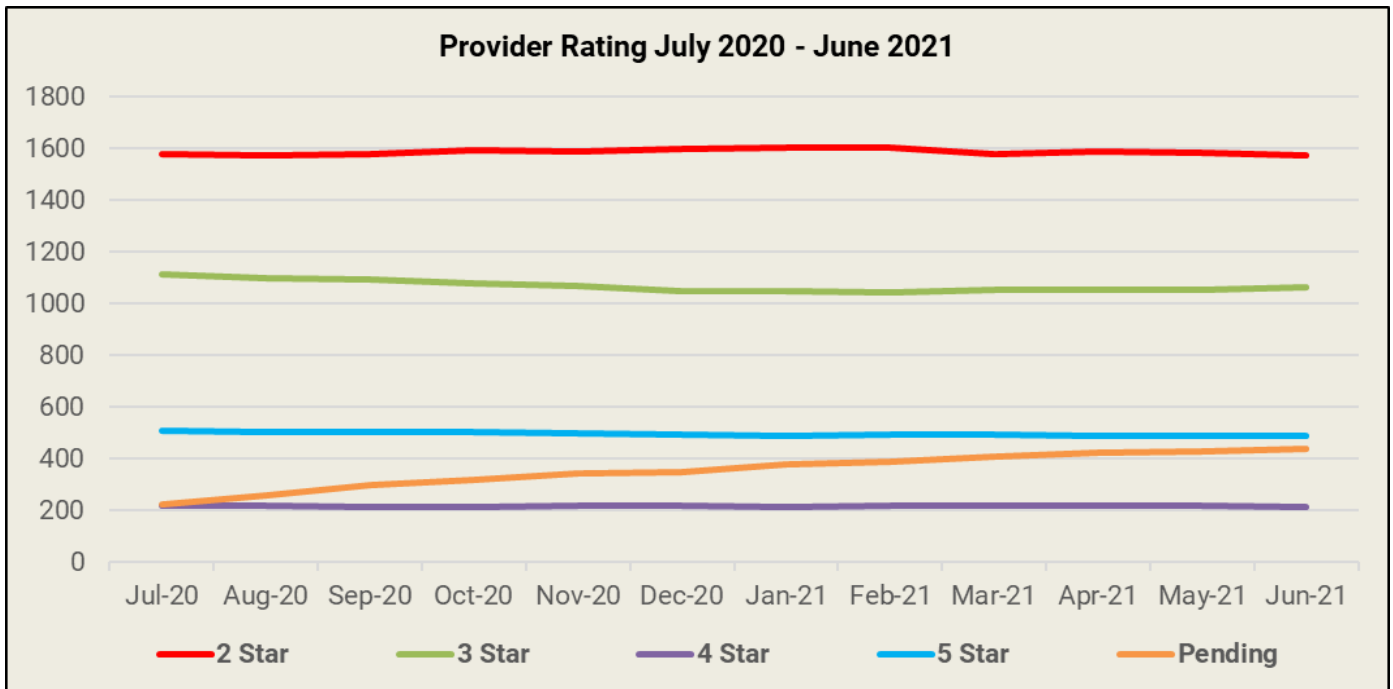


Data as of 6/30/2021

The graph below shows the movement in rating type chosen by providers over the past two years.



The graph below shows movement in rating levels for providers over the past year.

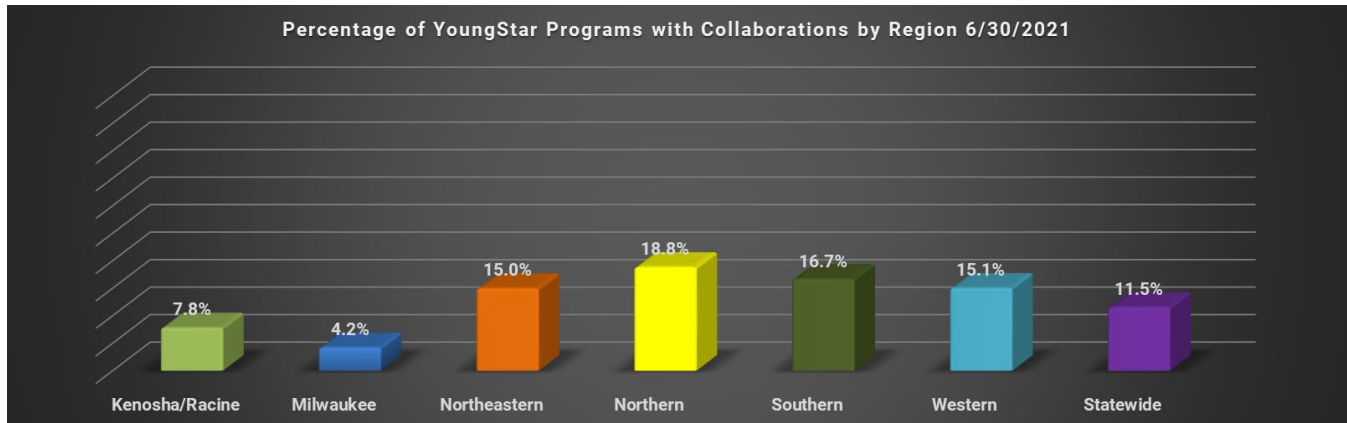
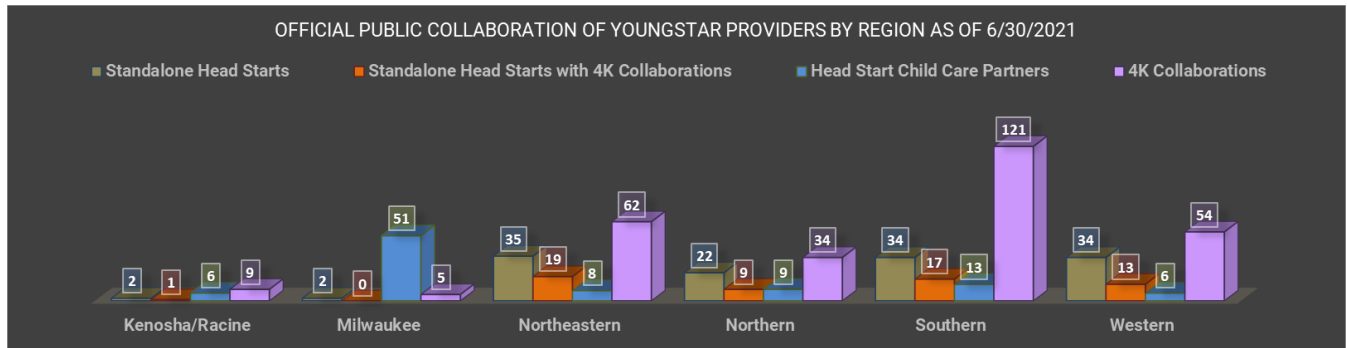


Please see <https://dcf.wisconsin.gov/youngstar/program/impact> for more details.

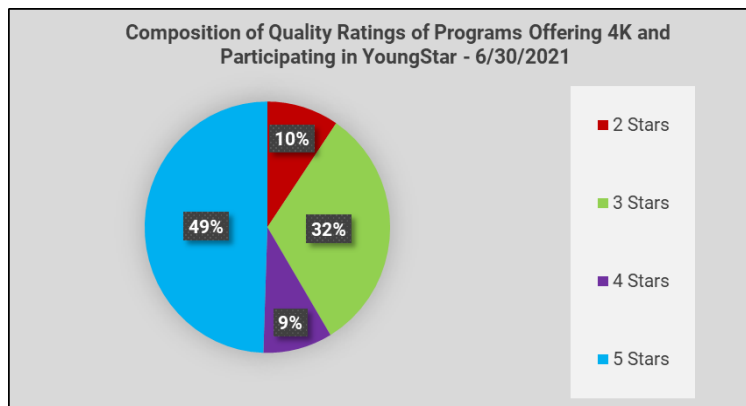
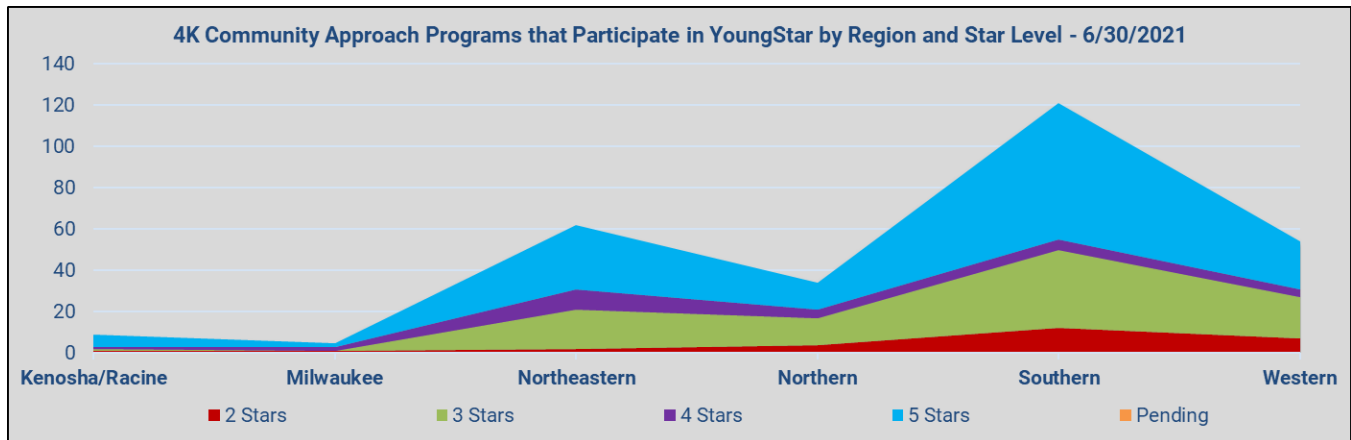
Data as of 6/30/2021

YoungStar Data on Partnerships as of 6/30/2021:

Region	Standalone Head Starts	Standalone Head Starts with 4K Collaborations	Head Start Child Care Partners	4K Collaborations	YoungStar Providers
Kenosha/Racine	2	1	6	9	204
Milwaukee	2	0	51	5	1324
Northeastern	35	19	8	62	593
Northern	22	9	9	34	276
Southern	34	17	13	121	906
Western	34	13	6	54	485
Total	129	59	93	285	3788



Data as of 6/30/2021



The Head Start/4K Child Care Collaboration information is based on returned surveys and all programs may not be included.

Data as of 6/30/2021