

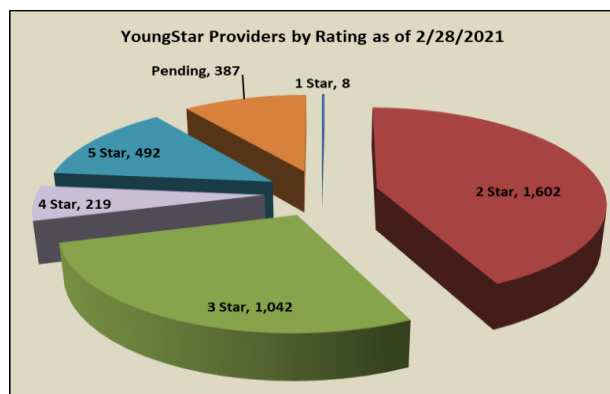
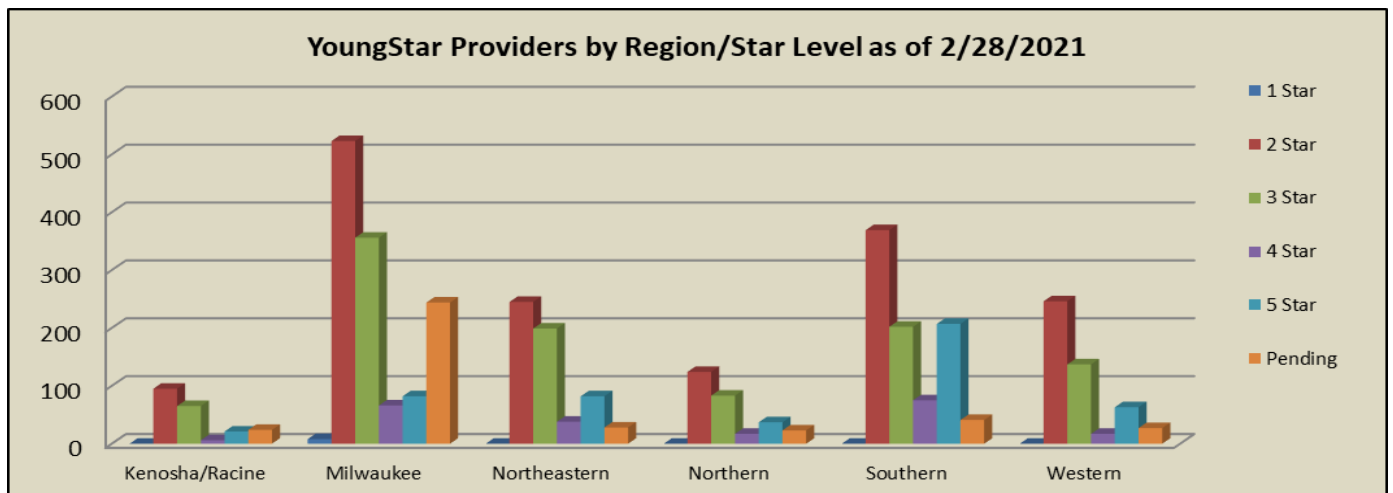
## Narrative of Monthly Report February 2021

For the month of February, the following are notable YoungStar statistics.

★ **Participation and Rating Composition:**

We currently have 3,750 programs participating in YoungStar. This is an increase of eight programs as compared to January. The chart and graph below show the rating composition by region for the current month.

	1 Star	2 Star	3 Star	4 Star	5 Star	Pending	TOTAL
Kenosha/Racine	0	95	65	6	21	24	211
Milwaukee	8	523	356	66	82	244	1,279
Northeastern	0	245	199	38	82	28	592
Northern	0	124	83	17	37	23	284
Southern	0	369	202	75	207	41	894
Western	0	246	137	17	63	27	490
<b>Total</b>	<b>8</b>	<b>1,602</b>	<b>1,042</b>	<b>219</b>	<b>492</b>	<b>387</b>	<b>3,750</b>

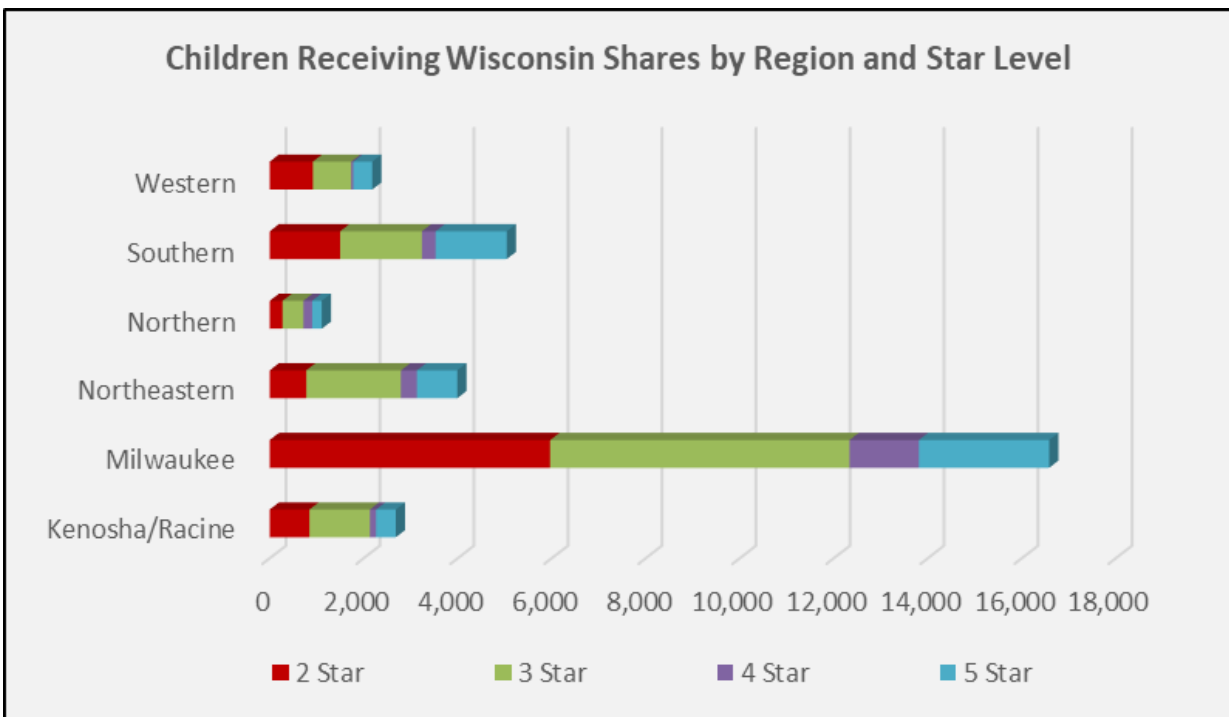


Data as of 2/28/2021

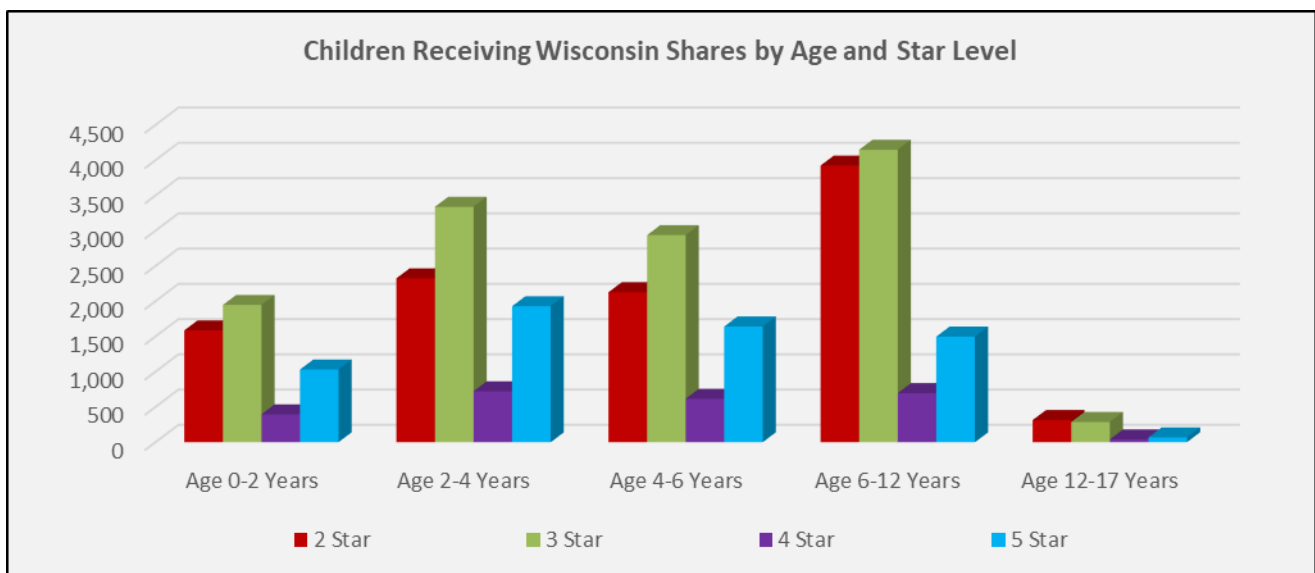
★ **Rating and Wisconsin Shares Data**

In February, the total number of programs currently rated was 3,363. There were an additional 387 programs with pending ratings. There were 2,691 programs with open Wisconsin Shares authorizations when the data was run for this report. There were 31,589 children receiving Wisconsin Shares as shown by region, age, and star level.

	2 Star	3 Star	4 Star	5 Star	Total
<b>Kenosha/Racine</b>	844	1,287	134	418	<b>2,683</b>
<b>Milwaukee</b>	5,966	6,370	1,474	2,773	<b>16,583</b>
<b>Northeastern</b>	778	2,012	341	859	<b>3,990</b>
<b>Northern</b>	275	441	187	206	<b>1,109</b>
<b>Southern</b>	1,500	1,737	293	1,513	<b>5,043</b>
<b>Western</b>	917	817	44	403	<b>2,181</b>
<b>Total</b>	<b>10,280</b>	<b>12,664</b>	<b>2,473</b>	<b>6,172</b>	<b>31,589</b>

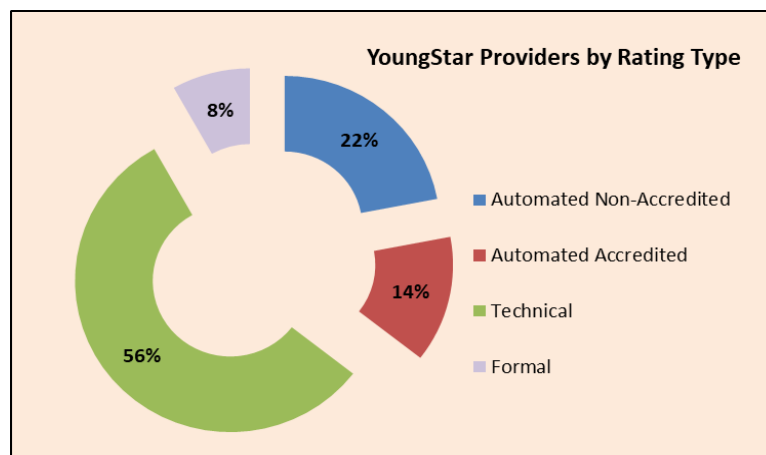


	2 Star	3 Star	4 Star	5 Star	Total
Age 0-2 Years	1,586	1,948	396	1,032	4,962
Age 2-4 Years	2,325	3,340	722	1,930	8,317
Age 4-6 Years	2,129	2,939	617	1,642	7,327
Age 6-12 Years	3,925	4,149	697	1,499	10,270
Age 12-17 Years	315	288	41	69	713
<b>Total</b>	<b>10,280</b>	<b>12,664</b>	<b>2,473</b>	<b>6,172</b>	<b>31,589</b>



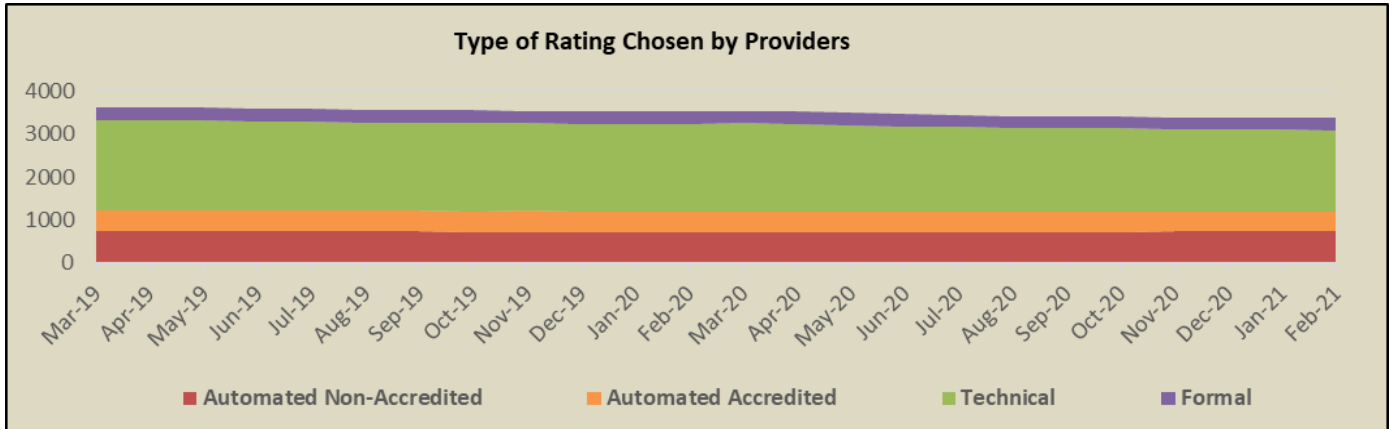
**Rating History and Composition:**

The composition of currently rated programs is shown below for February.

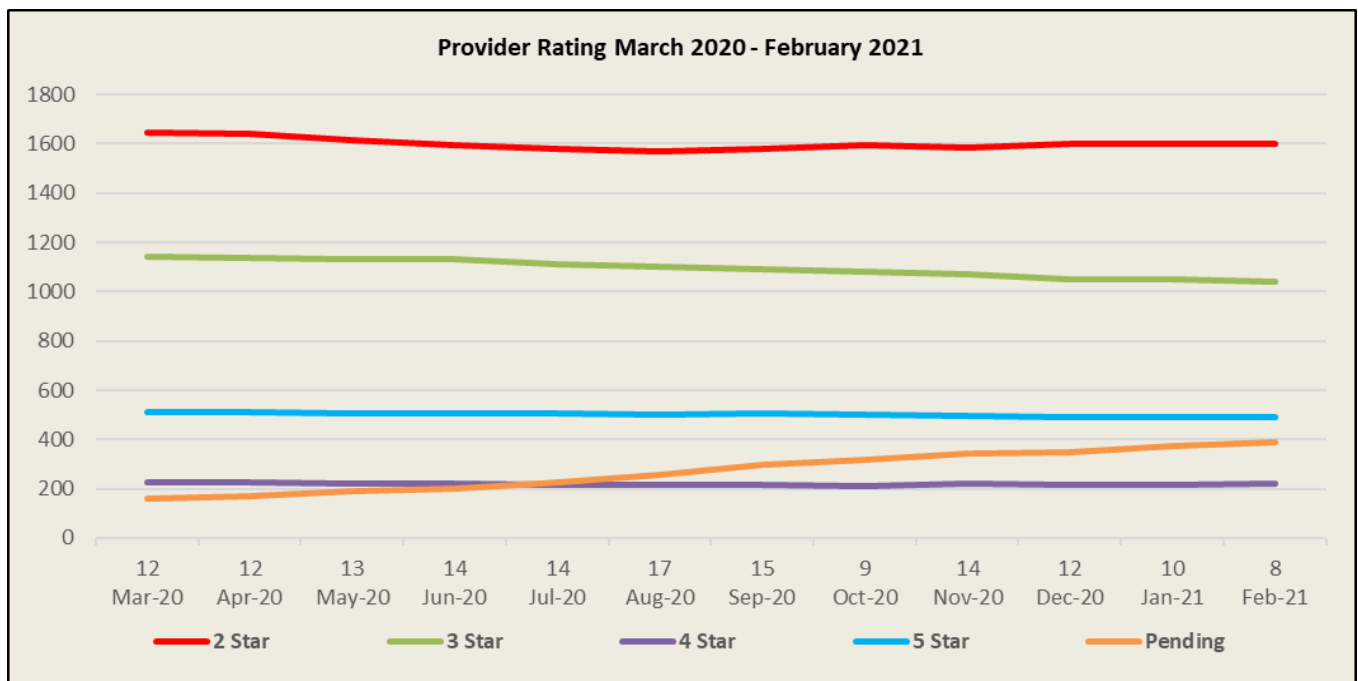


Data as of 2/28/2021

The graph below shows the movement in rating type chosen by providers over the past two years.



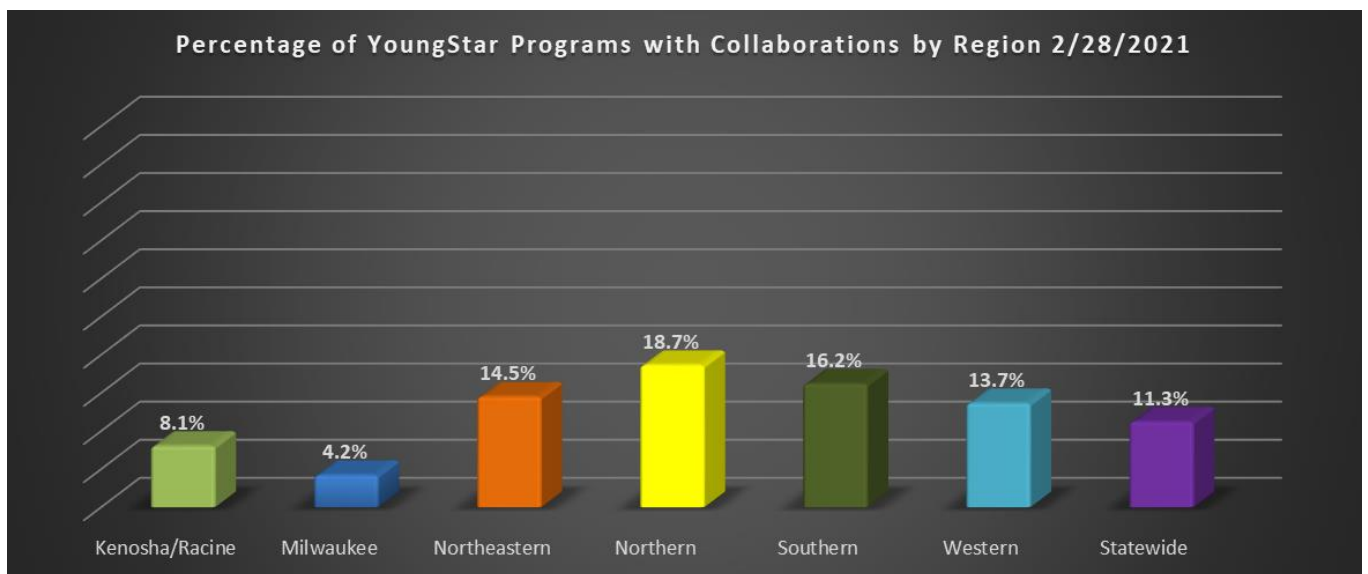
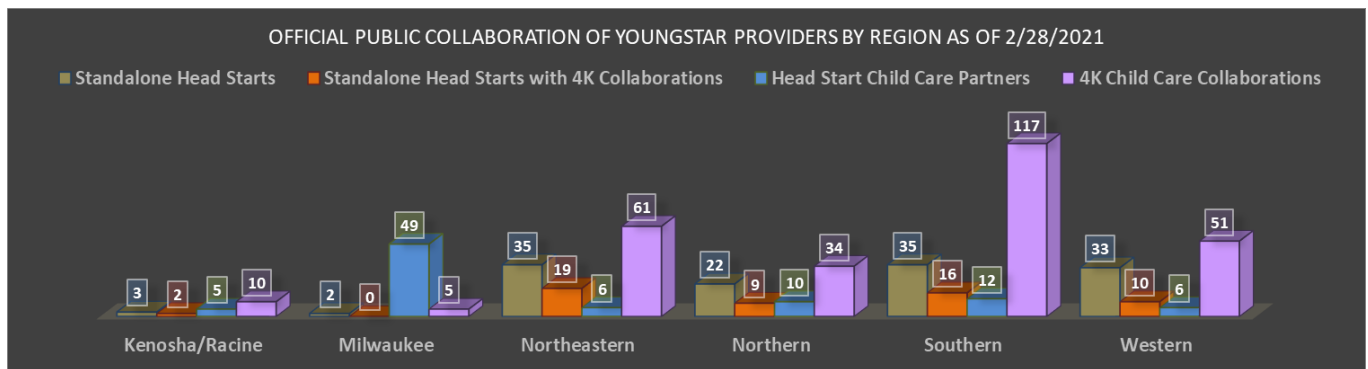
The graph below shows movement in rating levels for providers over the past year.



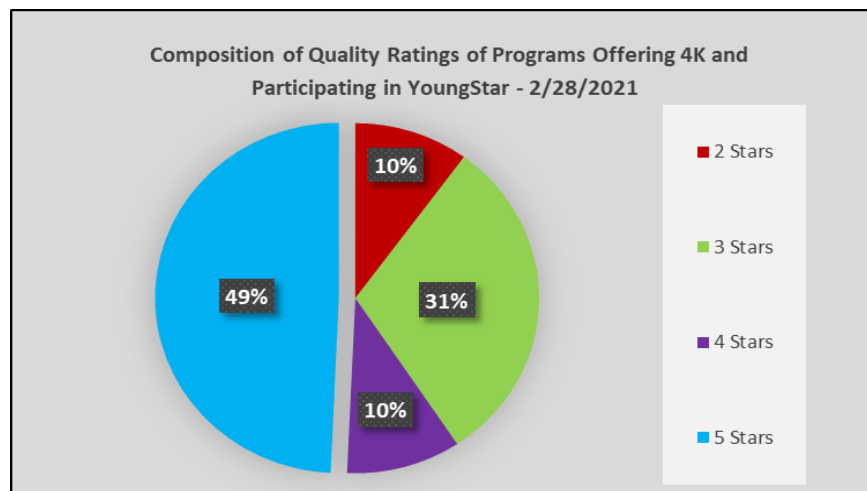
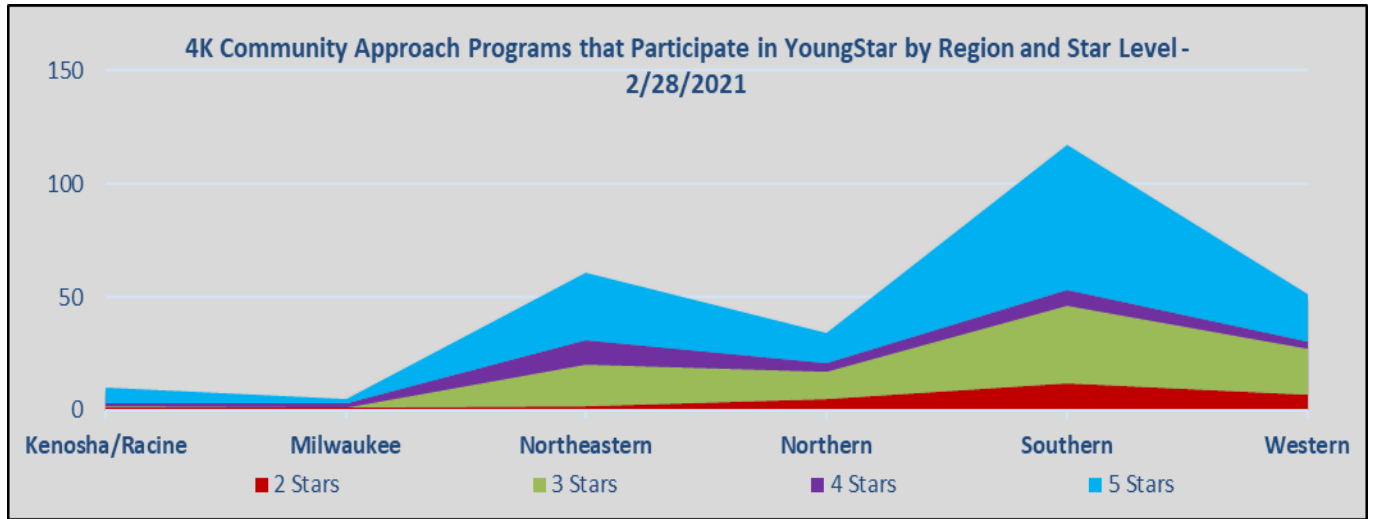
Please see <https://dcf.wisconsin.gov/youngstar/program/impact> for more details.

### YoungStar Data on Partnerships as of 2/28/2021:

Region	Standalone Head Starts	Standalone Head Starts with 4K Collaborations	Head Start Child Care Partners	4K Child Care Collaborations	YoungStar Providers
Kenosha/Racine	3	2	5	10	211
Milwaukee	2	0	49	5	1279
Northeastern	35	19	6	61	592
Northern	22	9	10	34	284
Southern	35	16	12	117	894
Western	33	10	6	51	490
<b>Total</b>	<b>130</b>	<b>56</b>	<b>88</b>	<b>278</b>	<b>3750</b>



Data as of 2/28/2021



The Head Start/4K Child Care Collaboration information is based on returned surveys and all programs may not be included.