

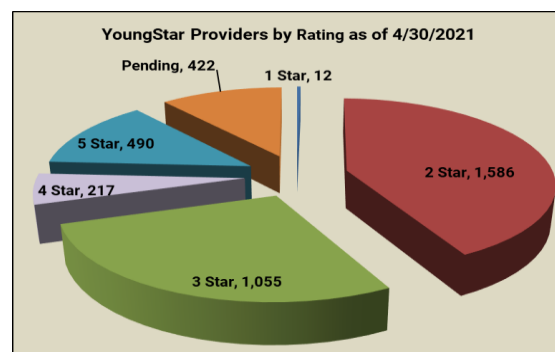
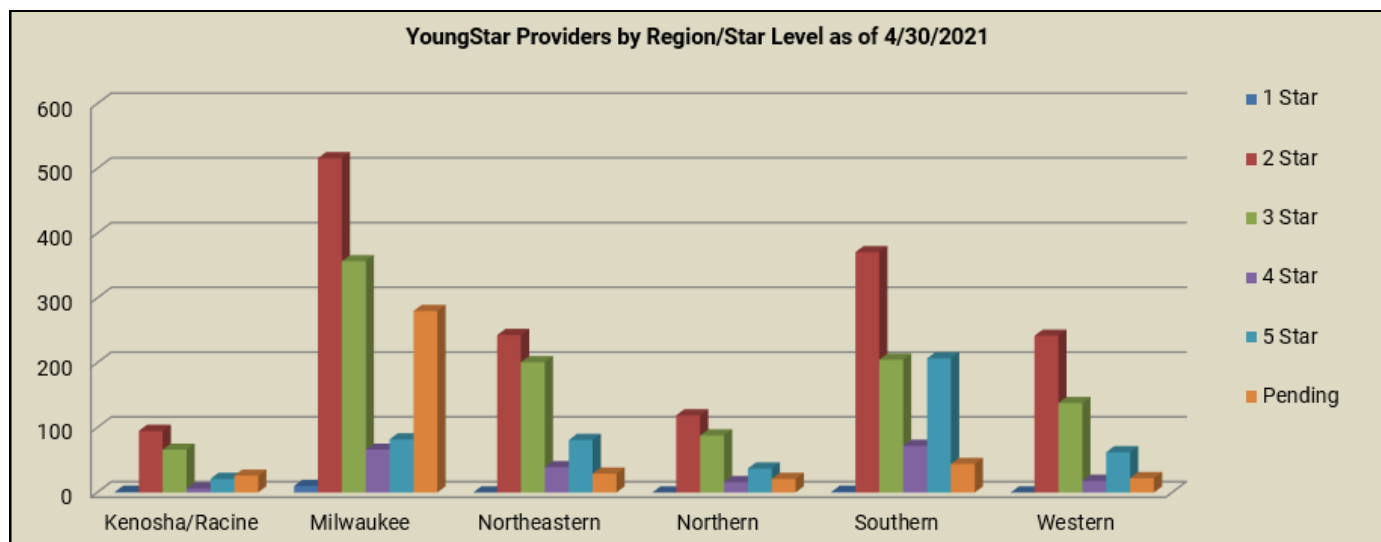
Narrative of Monthly Report April 2021

For the month of April, the following are notable YoungStar statistics.

★ **Participation and Rating Composition:**

We currently have 3,782 programs participating in YoungStar. This is an increase of 28 programs as compared to March. The chart and graph below show the rating composition by region for the current month.

	1 Star	2 Star	3 Star	4 Star	5 Star	Pending	TOTAL
Kenosha/Racine	1	95	66	6	21	26	215
Milwaukee	10	516	357	66	82	280	1,311
Northeastern	0	243	201	39	81	29	593
Northern	0	119	88	16	37	21	281
Southern	1	371	205	72	207	44	900
Western	0	242	138	18	62	22	482
Total	12	1,586	1,055	217	490	422	3,782

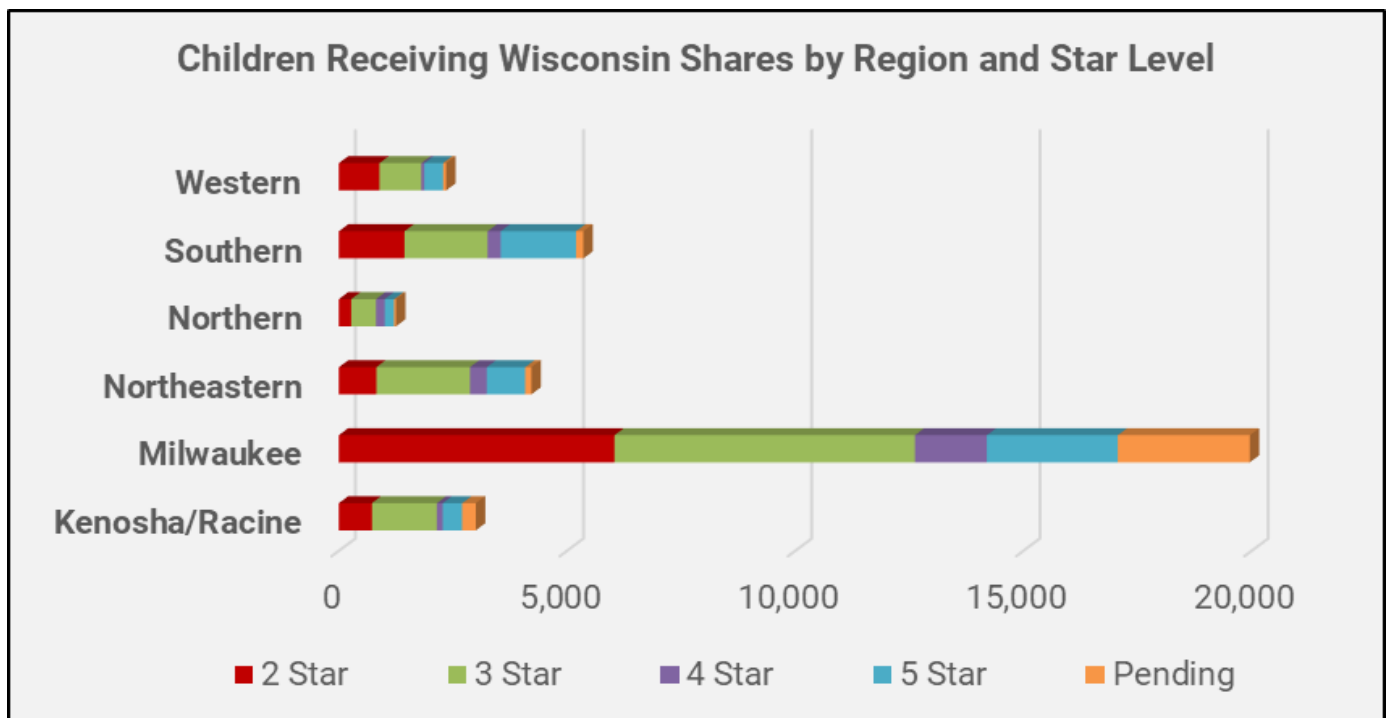


Data as of 4/30/2021

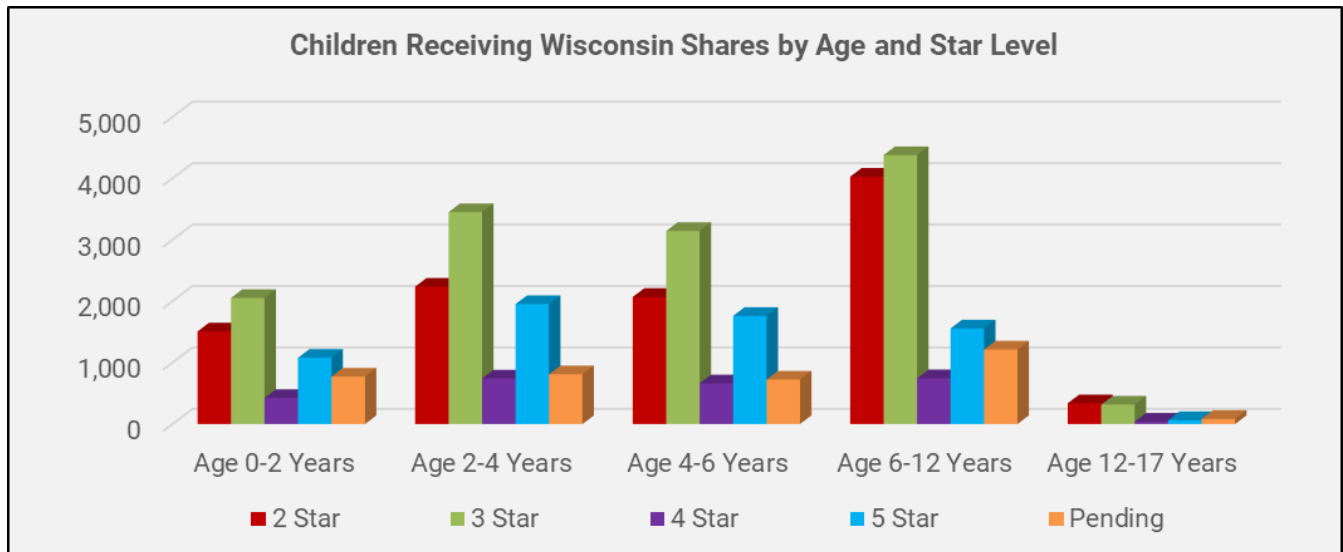
★ **Rating and Wisconsin Shares Data**

In April, the total number of programs currently rated was 3,360. There were an additional 422 programs with pending ratings. There were 2,777 programs with open Wisconsin Shares authorizations when the data was run for this report. There were 36,142 children receiving Wisconsin Shares as shown by region, age, and star level.

	2 Star	3 Star	4 Star	5 Star	Pending	Total
Kenosha/Racine	723	1,422	129	427	300	3,001
Milwaukee	6,039	6,583	1,575	2,871	2,893	19,961
Northeastern	820	2,053	368	840	138	4,219
Northern	268	547	187	207	43	1,252
Southern	1,439	1,820	285	1,654	160	5,358
Western	889	914	67	411	70	2,351
Total	10,178	13,339	2,611	6,410	3,604	36,142

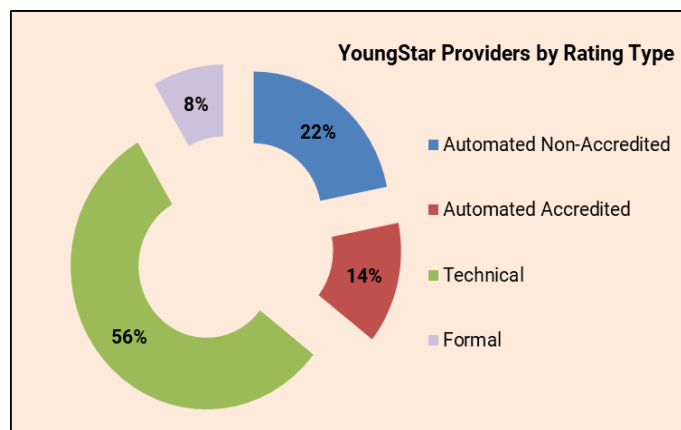


	2 Star	3 Star	4 Star	5 Star	Pending	Total
Age 0-2 Years	1,507	2,053	425	1,079	773	5,837
Age 2-4 Years	2,237	3,449	741	1,953	810	9,190
Age 4-6 Years	2,069	3,142	662	1,760	724	8,357
Age 6-12 Years	4,027	4,378	745	1,555	1,213	11,918
Age 12-17 Years	338	317	38	63	84	840
Total	10,178	13,339	2,611	6,410	3,604	36,142



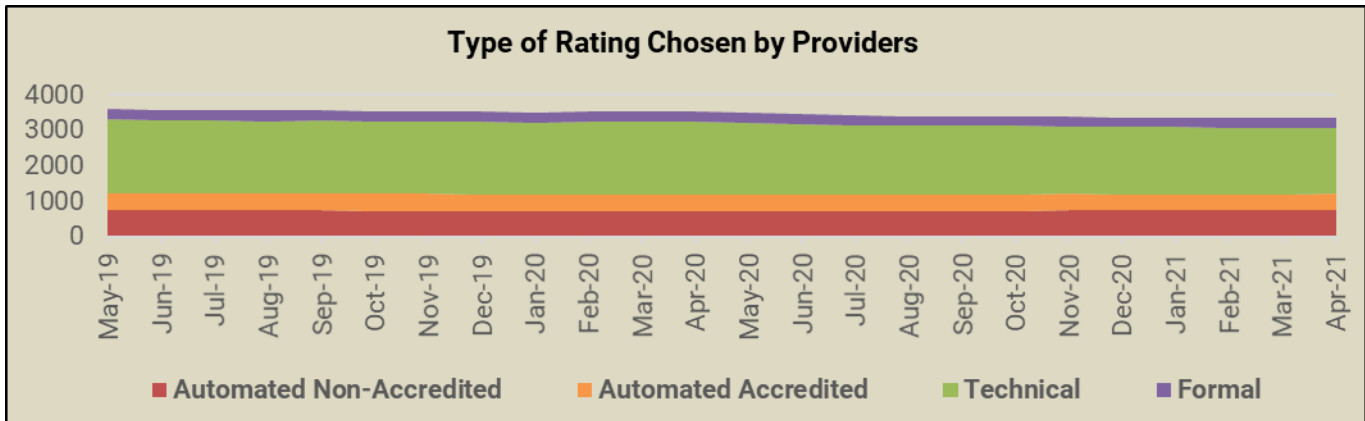
Rating History and Composition:

The composition of currently rated programs is shown below for April.

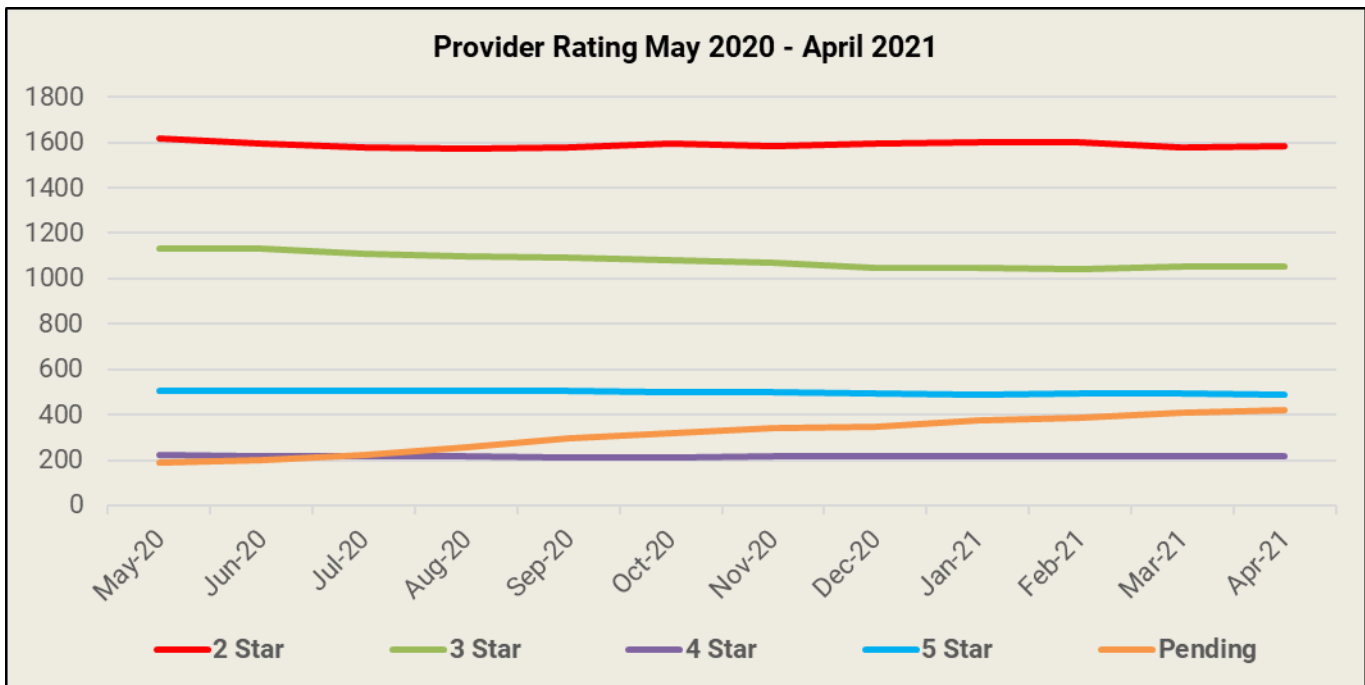


Data as of 4/30/2021

The graph below shows the movement in rating type chosen by providers over the past two years.



The graph below shows movement in rating levels for providers over the past year.

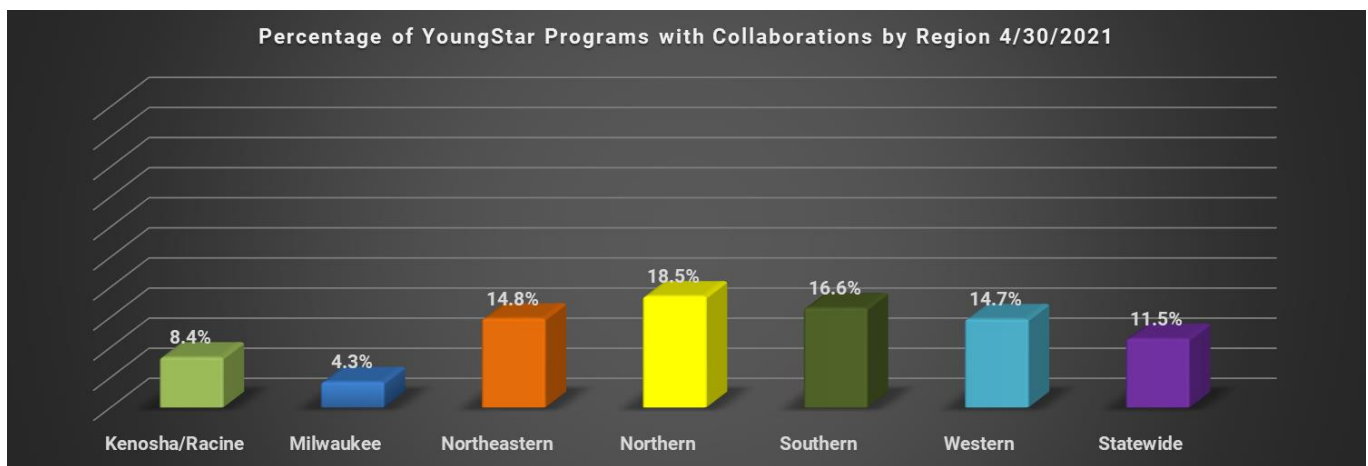
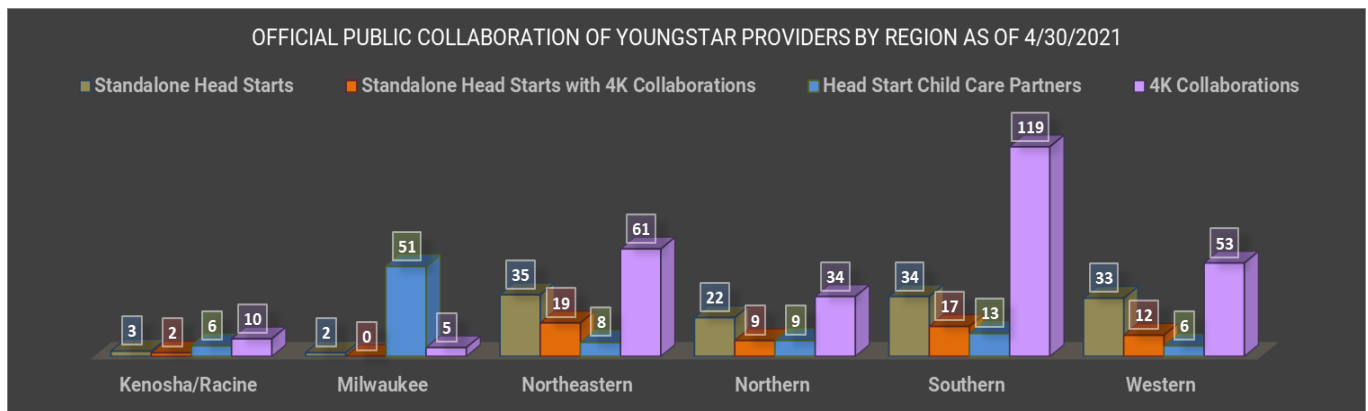


Please see <https://dcf.wisconsin.gov/youngstar/program/impact> for more details.

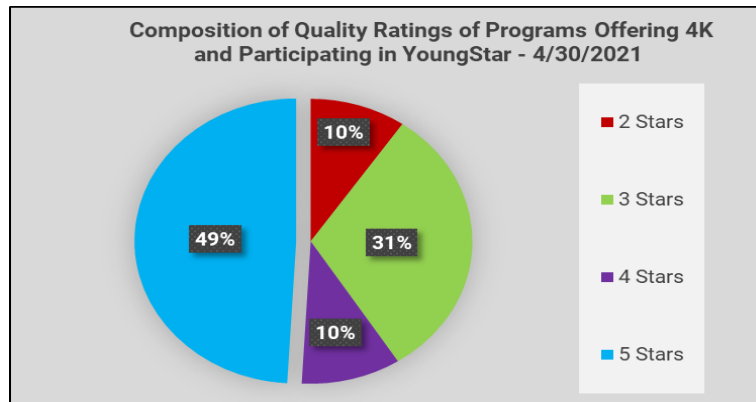
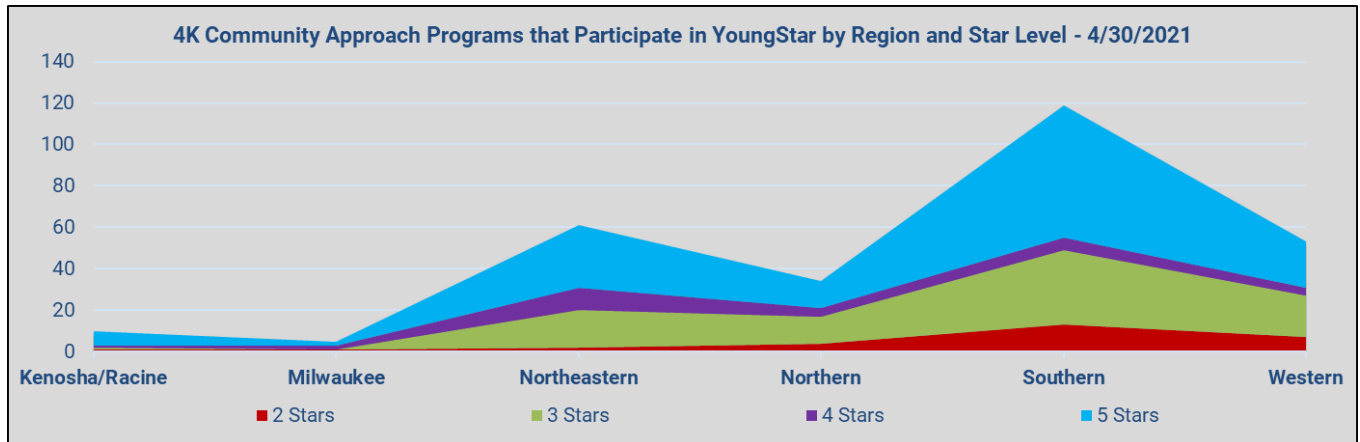
Data as of 4/30/2021

YoungStar Data on Partnerships as of 4/30/2021:

Region	Standalone Head Starts	Standalone Head Starts with 4K Collaborations	Head Start Child Care Partners	4K Collaborations	YoungStar Providers
Kenosha/Racine	3	2	6	10	215
Milwaukee	2	0	51	5	1311
Northeastern	35	19	8	61	593
Northern	22	9	9	34	281
Southern	34	17	13	119	900
Western	33	12	6	53	482
Total	129	59	93	282	3782



Data as of 4/30/2021



The Head Start/4K Child Care Collaboration information is based on returned surveys and all programs may not be included.

Data as of 4/30/2021