

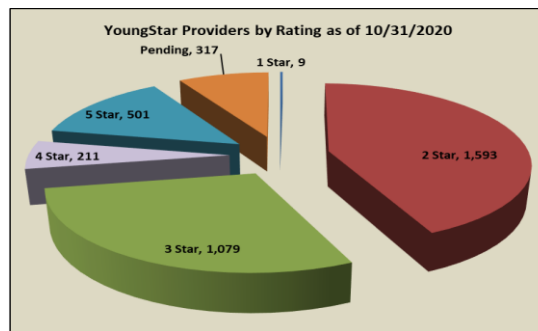
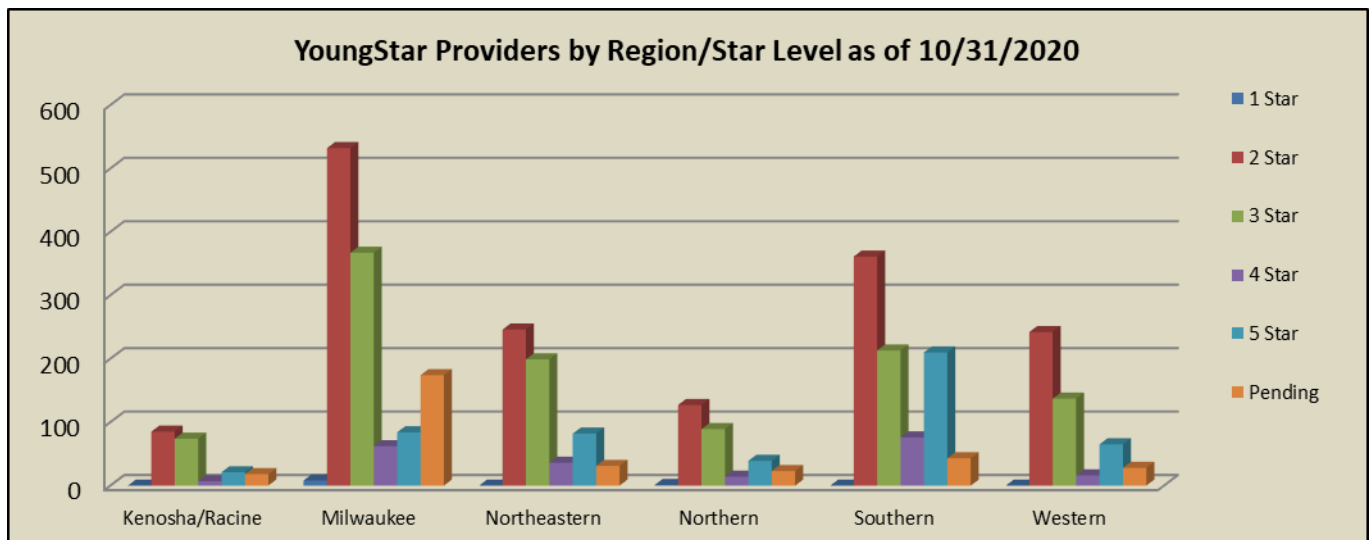
Narrative of Monthly Report October 2020

For the month of October, the following are notable YoungStar statistics.

★ **Participation and Rating Composition:**

We currently have 3,710 programs participating in YoungStar. This is an increase of 10 programs as compared to September. The chart and graph below show the rating composition by region for the current month.

	1 Star	2 Star	3 Star	4 Star	5 Star	Pending	TOTAL
Kenosha/Racine	0	85	74	7	21	18	205
Milwaukee	8	532	367	62	84	174	1,227
Northeastern	0	246	199	36	82	31	594
Northern	1	127	89	14	39	23	293
Southern	0	361	213	76	210	43	903
Western	0	242	137	16	65	28	488
Total	9	1,593	1,079	211	501	317	3,710

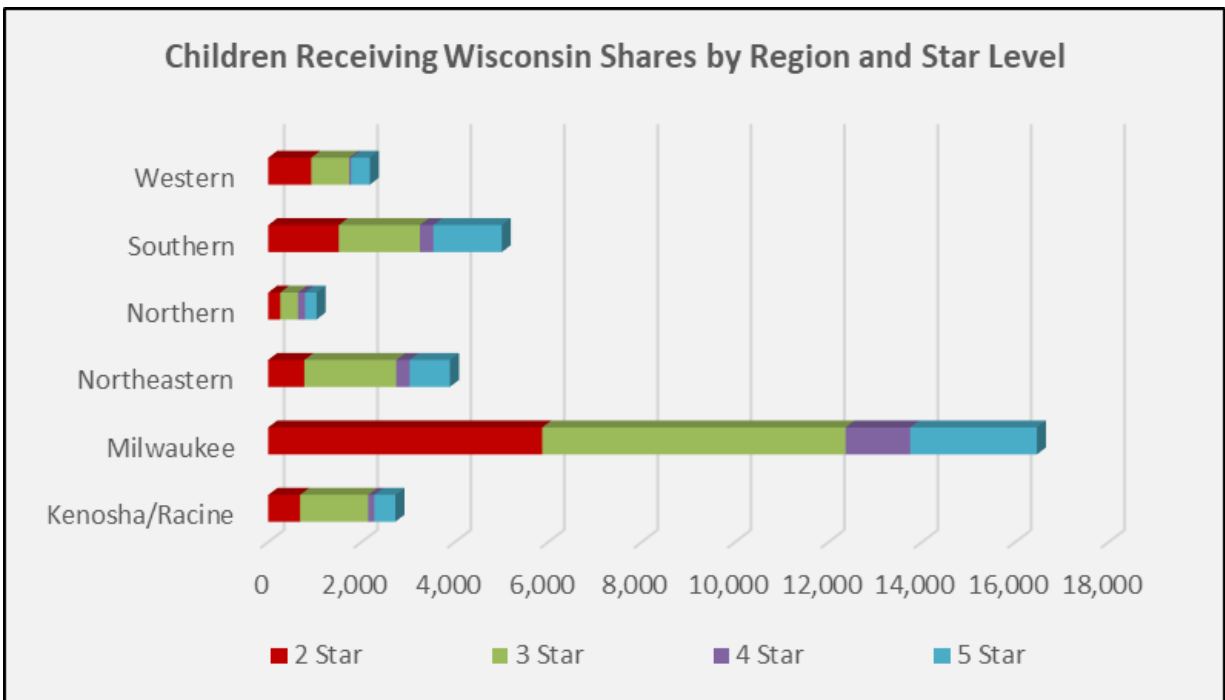


Data as of 10/31/2020

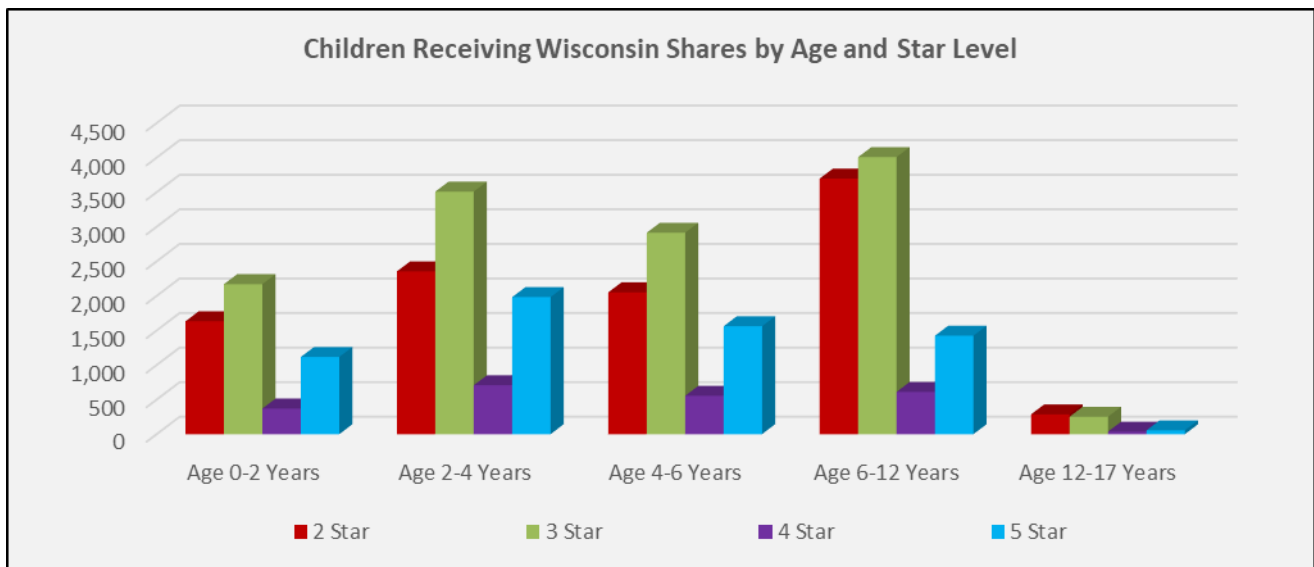
★ **Rating and Wisconsin Shares Data**

In October, the total number of programs currently rated was 3,393. There were an addition 317 programs with pending ratings. There were 2,634 programs with open Wisconsin Shares authorizations when the data was run for this report. There were 31,294 children receiving Wisconsin Shares as shown by region, age, and star level.

	2 Star	3 Star	4 Star	5 Star	Total
Kenosha/Racine	682	1,460	130	451	2,723
Milwaukee	5,870	6,499	1,382	2,712	16,463
Northeastern	776	1,967	287	863	3,893
Northern	261	377	152	246	1,036
Southern	1,512	1,736	288	1,466	5,002
Western	922	812	42	401	2,177
Total	10,023	12,851	2,281	6,139	31,294

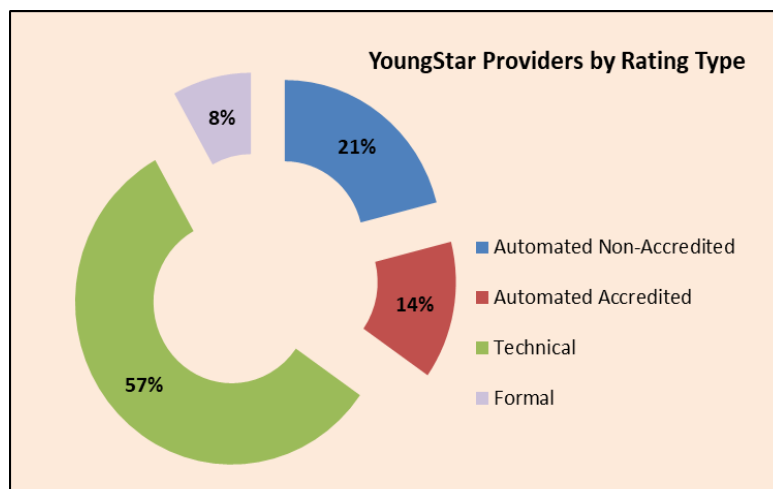


	2 Star	3 Star	4 Star	5 Star	Total
Age 0-2 Years	1,633	2,170	371	1,116	5,290
Age 2-4 Years	2,354	3,508	708	1,983	8,553
Age 4-6 Years	2,052	2,914	555	1,561	7,082
Age 6-12 Years	3,697	4,007	611	1,425	9,740
Age 12-17 Years	287	252	36	54	629
Total	10,023	12,851	2,281	6,139	31,294



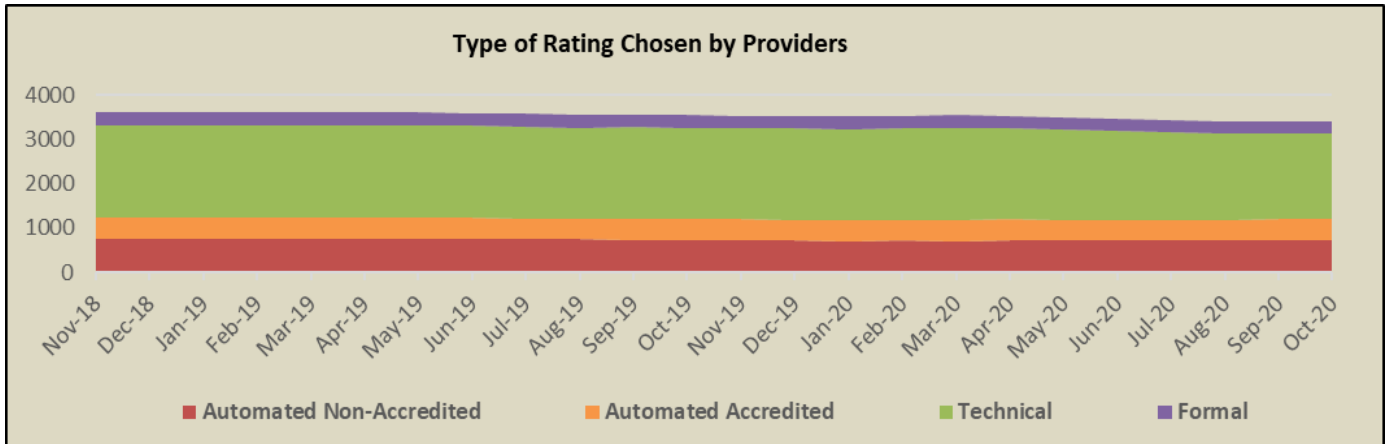
Rating History and Composition:

The composition of currently rated programs is shown below for October.

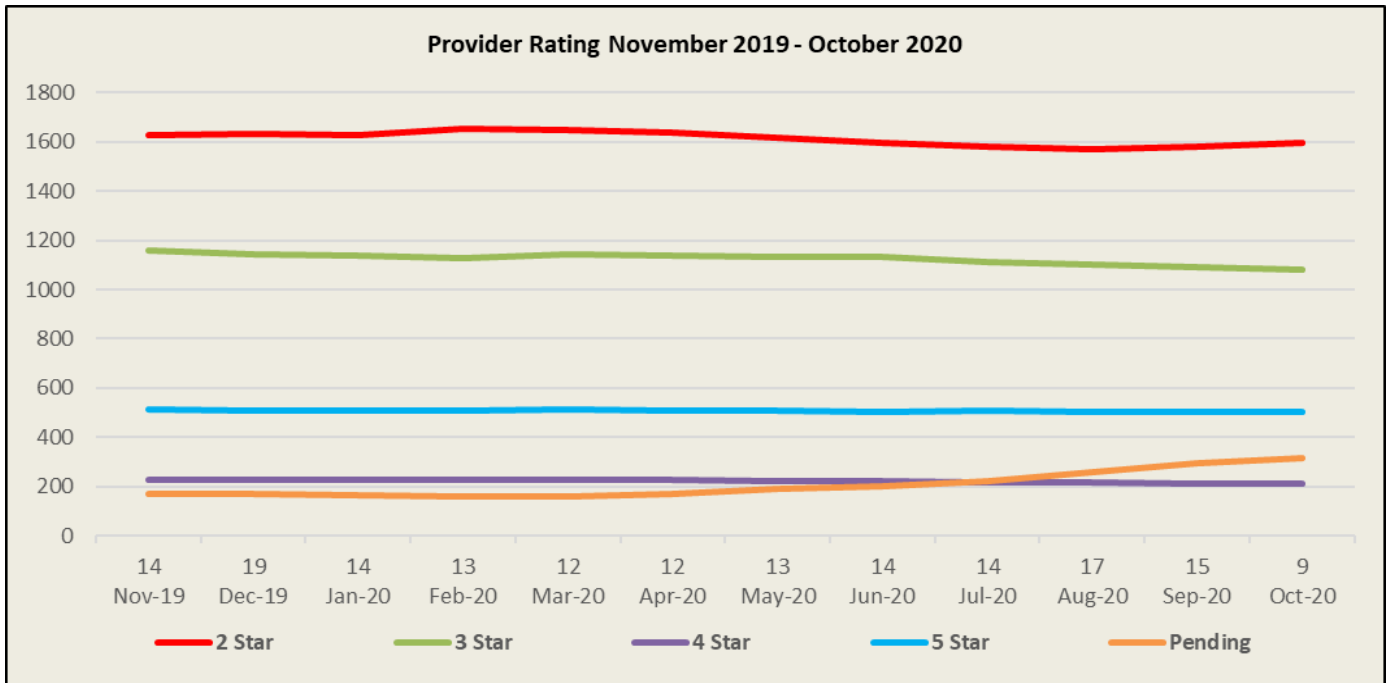


Data as of 10/31/2020

The graph below shows the movement in rating type chosen by providers over the past two years.



The graph below shows movement in rating levels for providers over the past year.

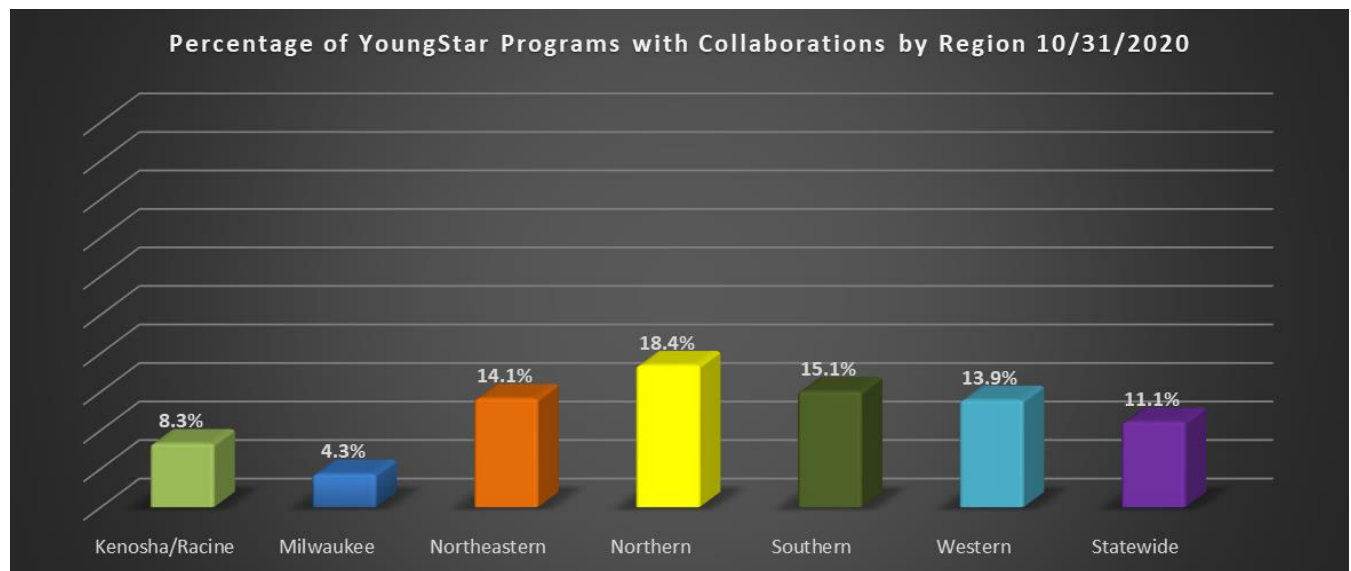
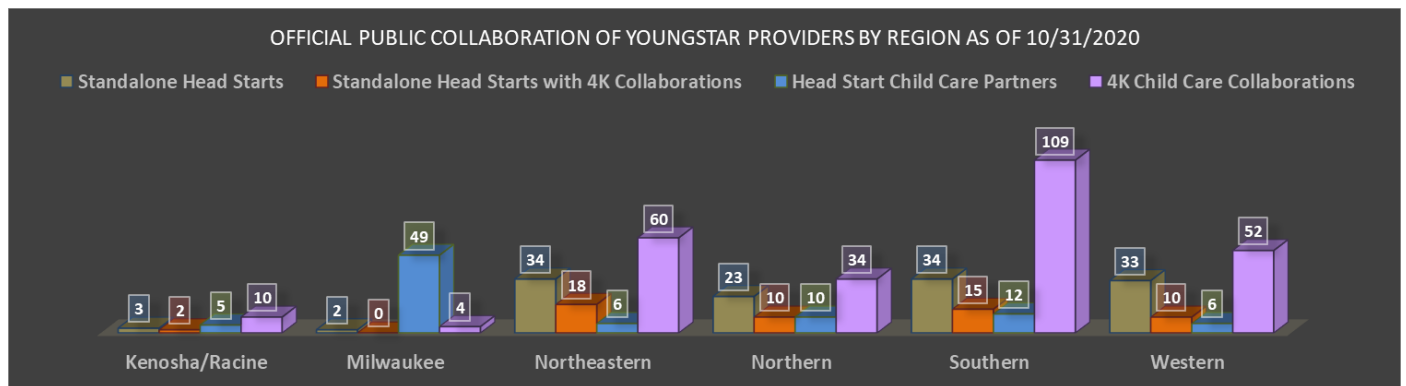


Please see <https://dcf.wisconsin.gov/youngstar/program/impact> for more details.

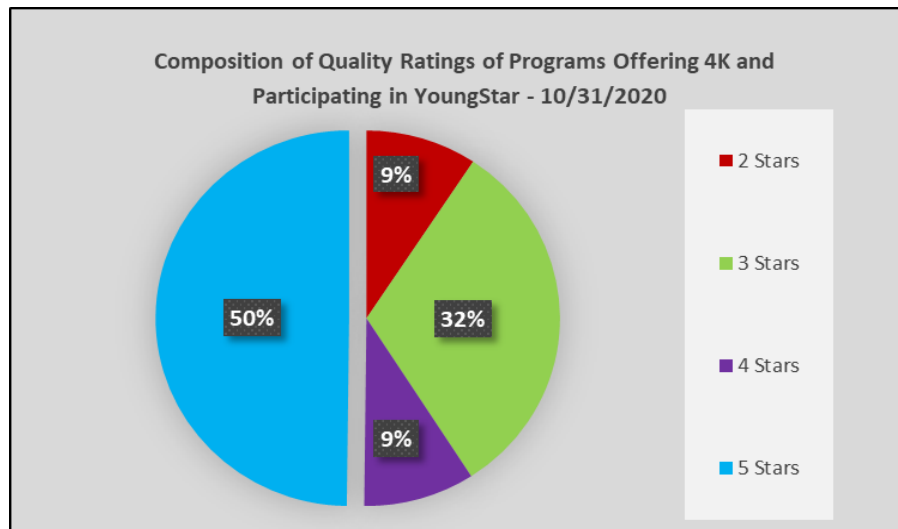
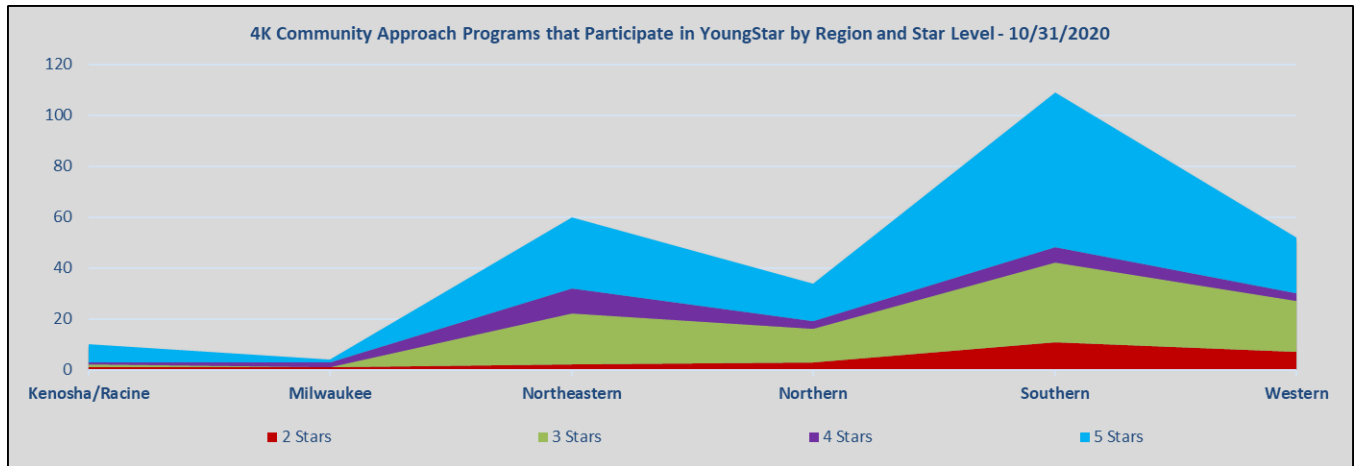
Data as of 10/31/2020

YoungStar Data on Partnerships as of 10/31/2020:

Region	Standalone Head Starts	Standalone Head Starts with 4K Collaborations	Head Start Child Care Partners	4K Child Care Collaborations	YoungStar Providers
Kenosha/Racine	3	2	5	10	205
Milwaukee	2	0	49	4	1227
Northeastern	34	18	6	60	594
Northern	23	10	10	34	293
Southern	34	15	12	109	903
Western	33	10	6	52	488
Total	129	55	88	269	3710



Data as of 10/31/2020



The Head Start/4K Child Care Collaboration information is based on returned surveys and all programs may not be included.

Data as of 10/31/2020