

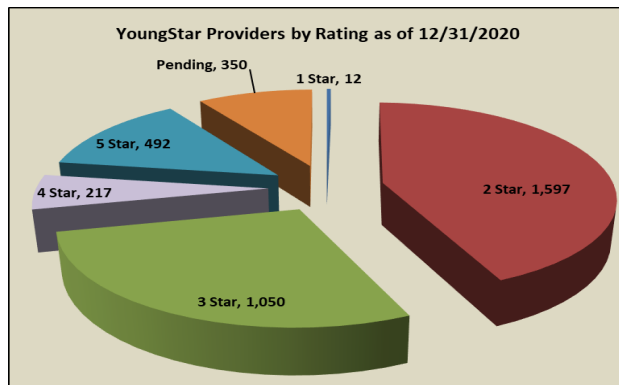
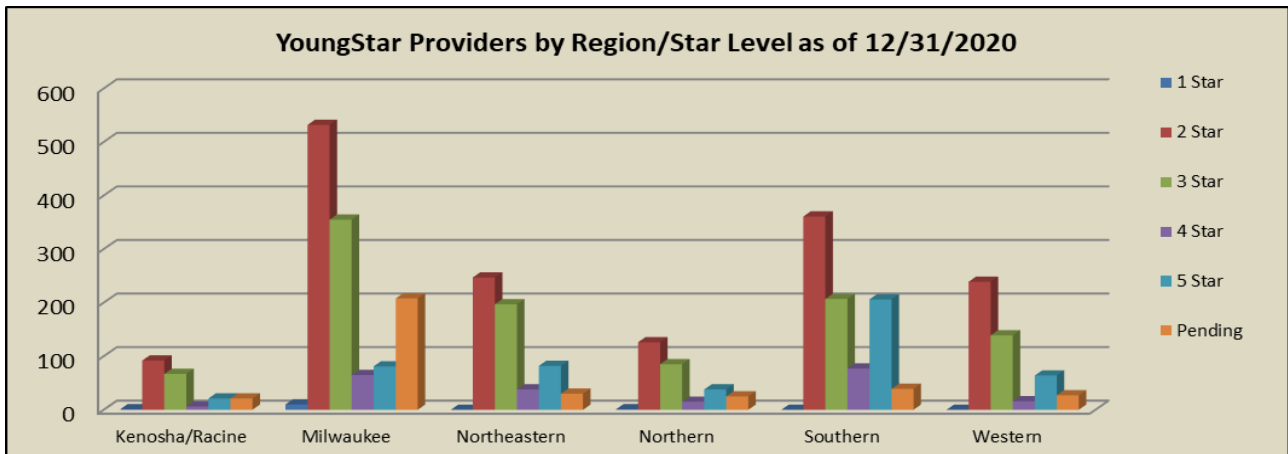
Narrative of Monthly Report December 2020

For the month of December, the following are notable YoungStar statistics.

★ **Participation and Rating Composition:**

We currently have 3,718 programs participating in YoungStar. This is a decrease of 8 programs as compared to November. The chart and graph below show the rating composition by region for the current month.

	1 Star	2 Star	3 Star	4 Star	5 Star	Pending	TOTAL
Kenosha/Racine	1	92	67	6	21	21	208
Milwaukee	10	532	355	65	81	208	1,251
Northeastern	0	247	197	38	82	30	594
Northern	1	126	85	15	38	25	290
Southern	0	361	207	77	206	39	890
Western	0	239	139	16	64	27	485
Total	12	1,597	1,050	217	492	350	3,718

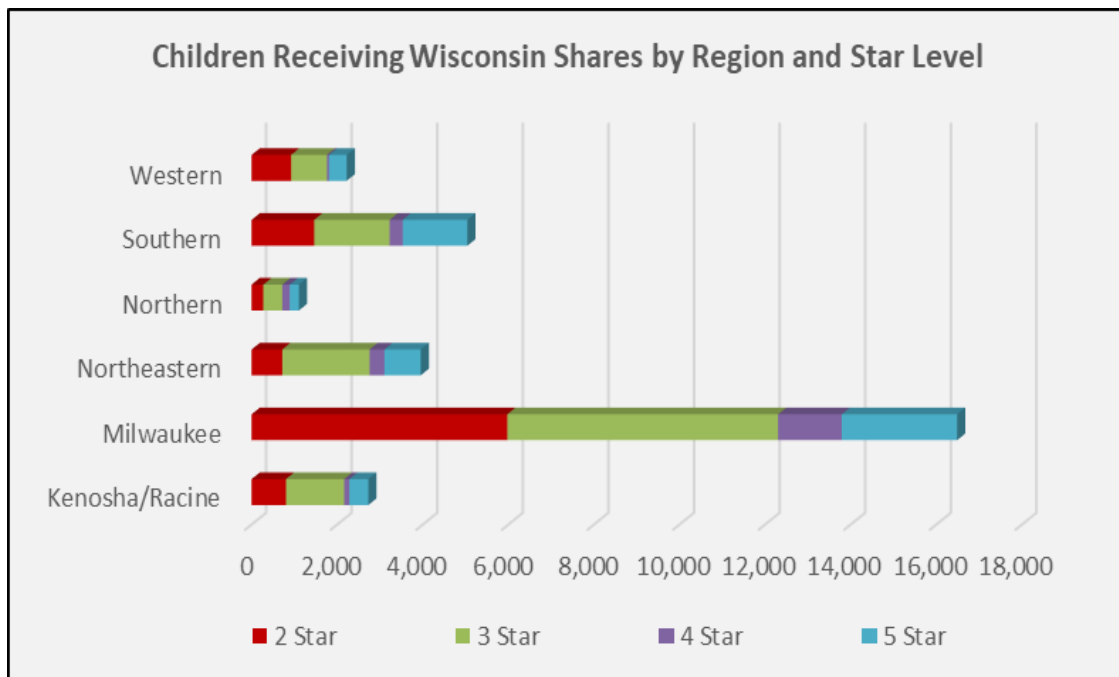


Data as of 12/31/2020

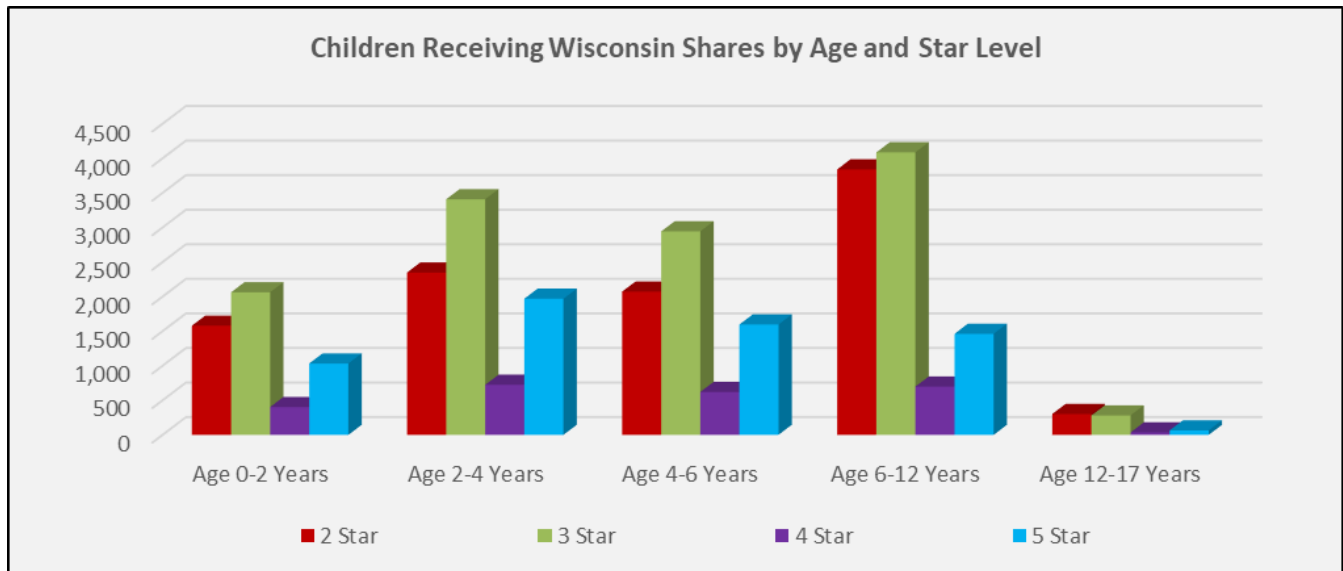
★ **Rating and Wisconsin Shares Data**

In December, the total number of programs currently rated was 3,368. There were an additional 350 programs with pending ratings. There were 2,617 programs with open Wisconsin Shares authorizations when the data was run for this report. There were 31,525 children receiving Wisconsin Shares as shown by region, age, and star level.

	2 Star	3 Star	4 Star	5 Star	Total
Kenosha/Racine	801	1,361	120	443	2,725
Milwaukee	5,972	6,330	1,487	2,695	16,484
Northeastern	715	2,039	349	848	3,951
Northern	270	446	175	213	1,104
Southern	1,460	1,766	305	1,509	5,040
Western	921	838	46	416	2,221
Total	10,139	12,780	2,482	6,124	31,525

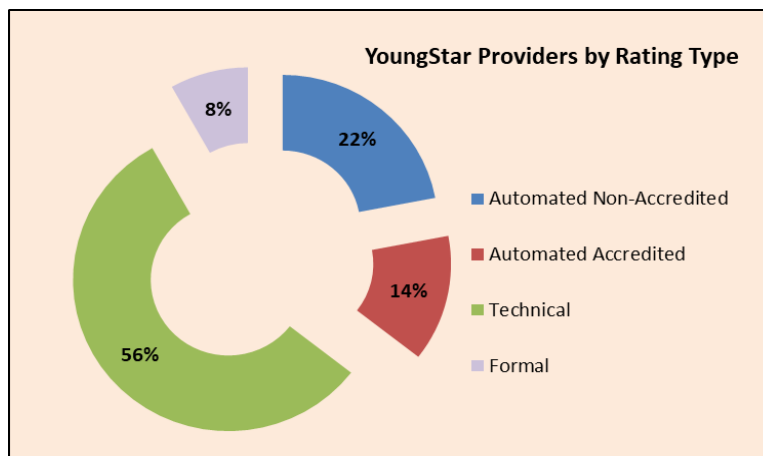


	2 Star	3 Star	4 Star	5 Star	Total
Age 0-2 Years	1,579	2,062	402	1,032	5,075
Age 2-4 Years	2,348	3,408	724	1,969	8,449
Age 4-6 Years	2,071	2,943	621	1,596	7,231
Age 6-12 Years	3,839	4,086	699	1,462	10,086
Age 12-17 Years	302	281	36	65	684
Total	10,139	12,780	2,482	6,124	31,525



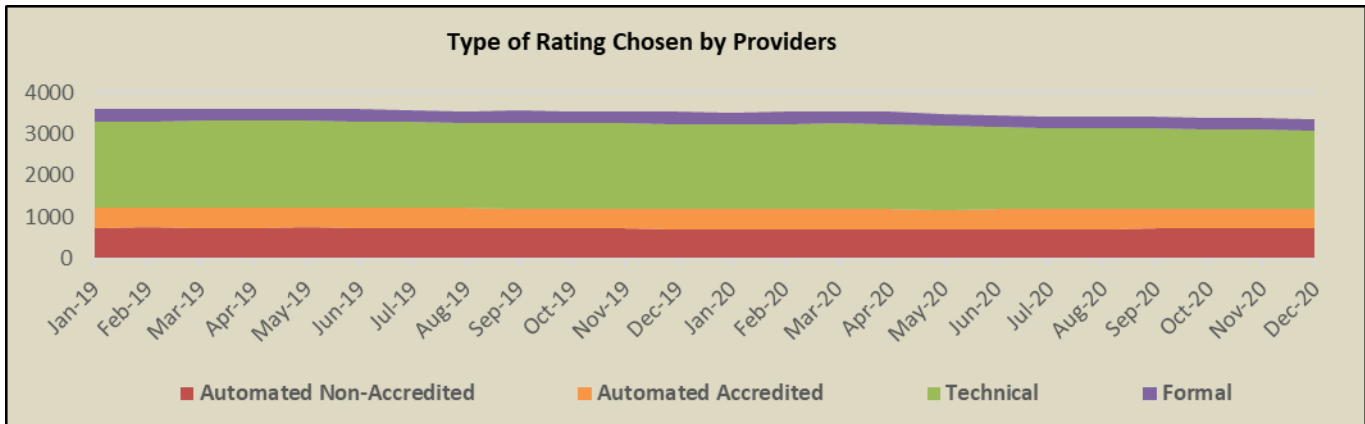
Rating History and Composition:

The composition of currently rated programs is shown below for December.

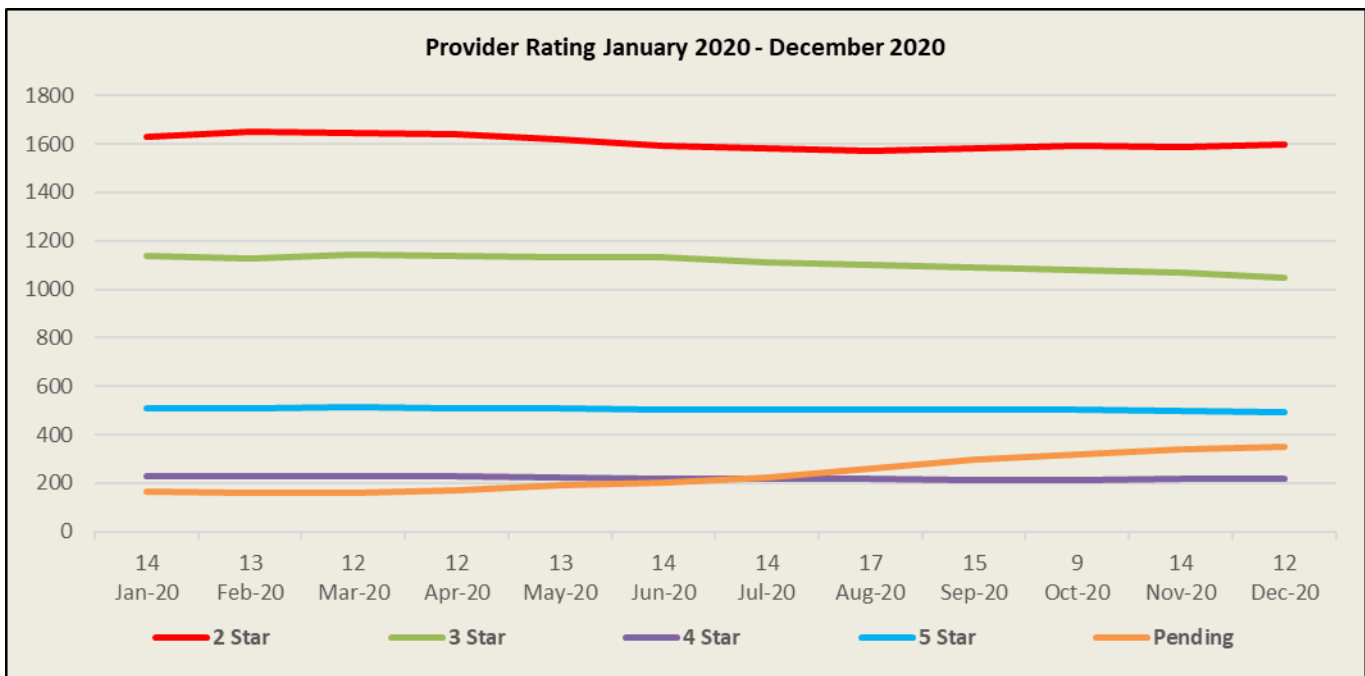


Data as of 12/31/2020

The graph below shows the movement in rating type chosen by providers over the past two years.



The graph below shows movement in rating levels for providers over the past year.

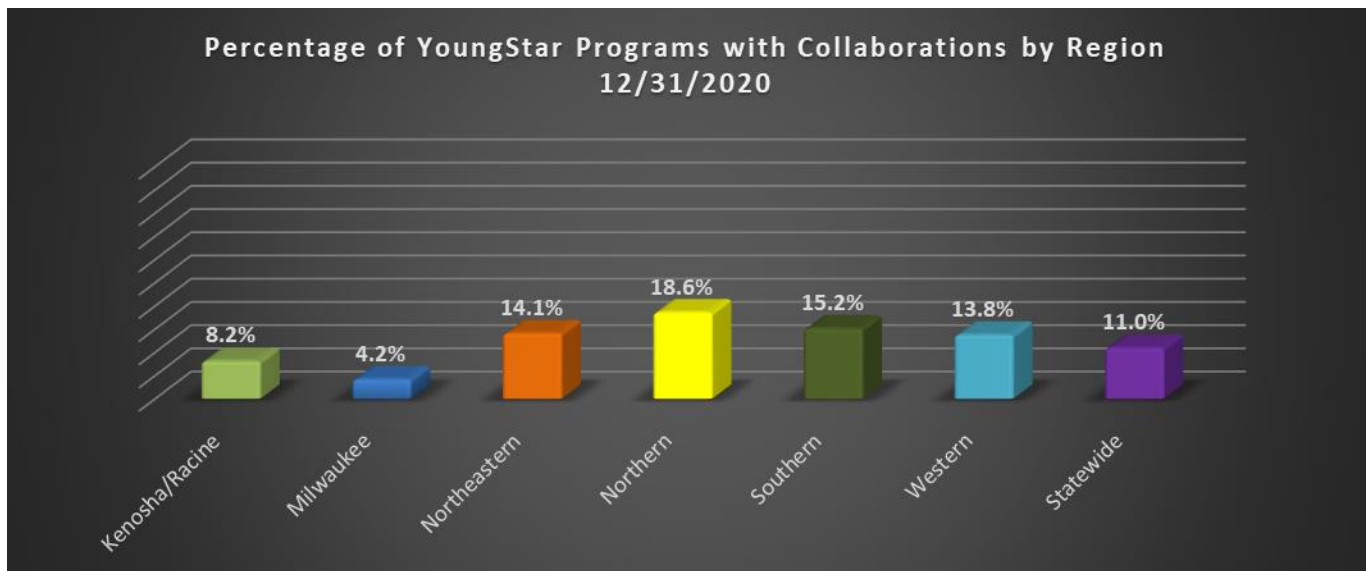
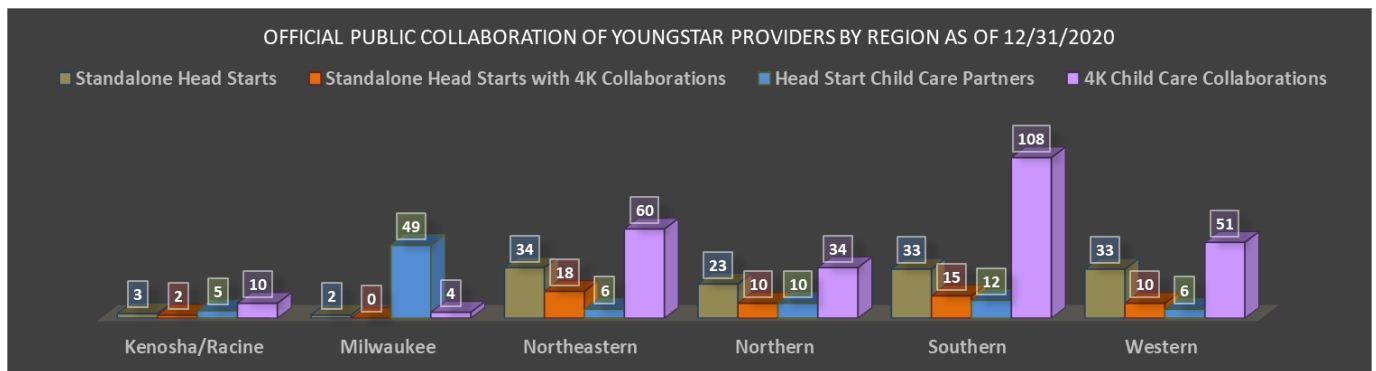


Please see <https://dcf.wisconsin.gov/youngstar/program/impact> for more details.

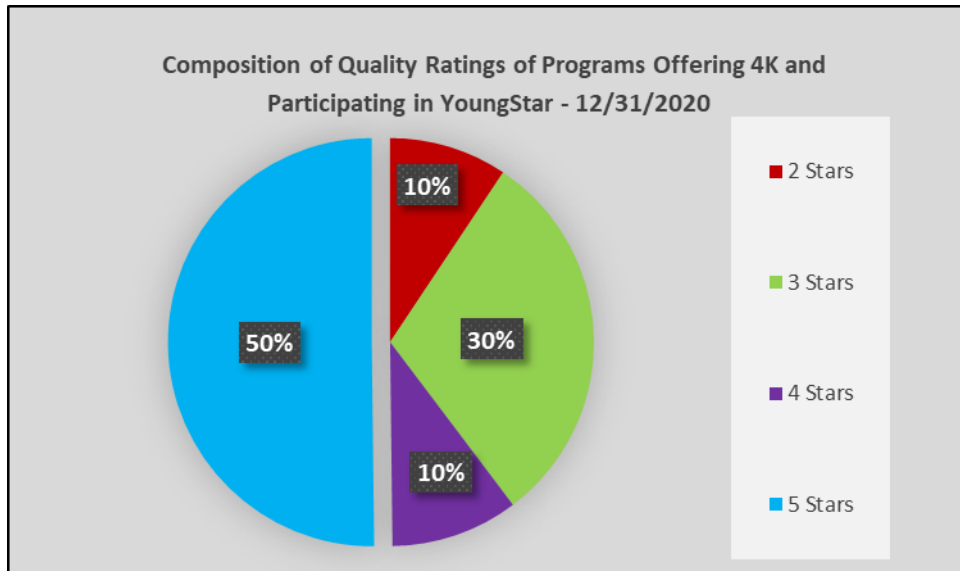
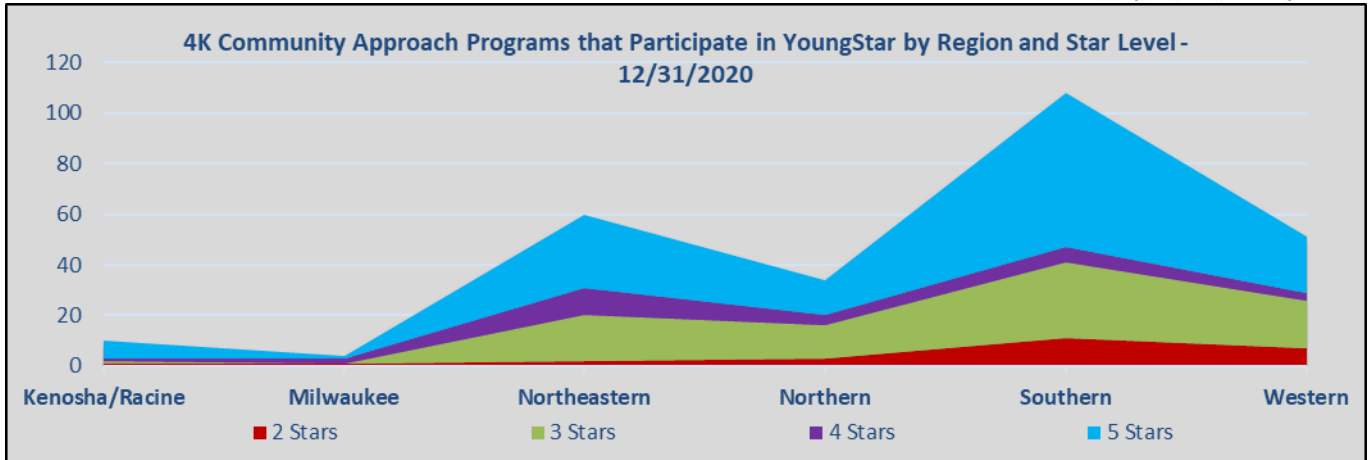
Data as of 12/31/2020

YoungStar Data on Partnerships as of 12/31/2020:

Region	Standalone Head Starts	Standalone Head Starts with 4K Collaborations	Head Start Child Care Partners	4K Child Care Collaborations	YoungStar Providers
Kenosha/Racine	3	2	5	10	208
Milwaukee	2	0	49	4	1251
Northeastern	34	18	6	60	594
Northern	23	10	10	34	290
Southern	33	15	12	108	890
Western	33	10	6	51	485
Total	128	55	88	267	3718



Data as of 12/31/2020



The Head Start/4K Child Care Collaboration information is based on returned surveys and all programs may not be included.

Data as of 12/31/2020