

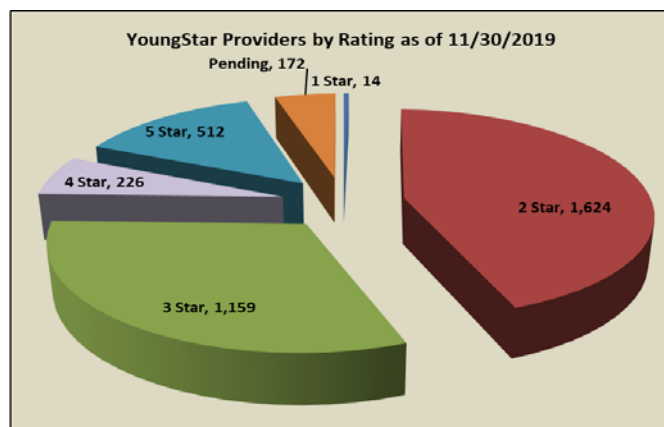
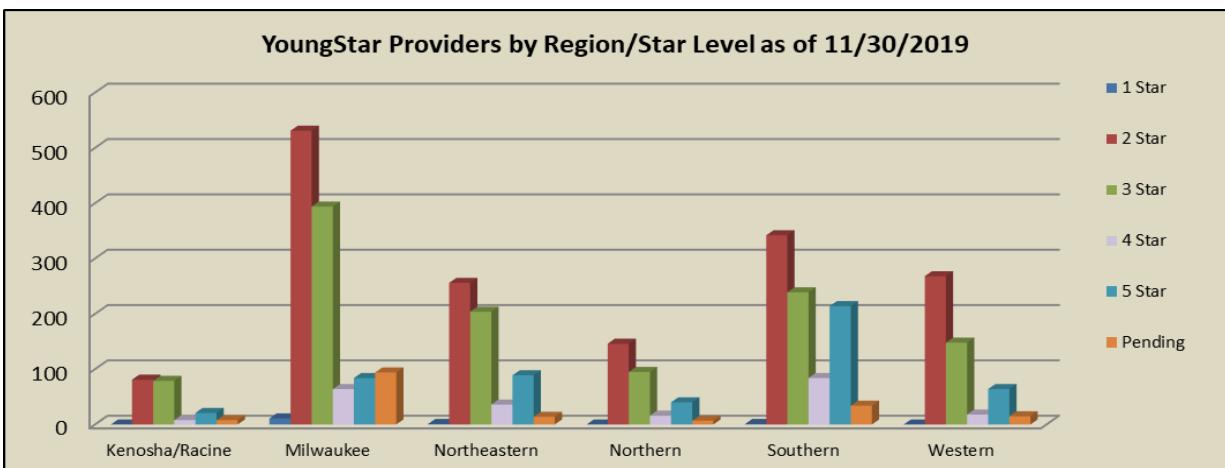
## Narrative of Monthly Report November 2019

For the month of November, the following are notable YoungStar statistics.

★ **Participation and Rating Composition:**

We currently have 3,707 programs participating in YoungStar. This is a decrease of 12 programs as compared to October. The chart and graph below show the rating composition by Region for the current month.

	1 Star	2 Star	3 Star	4 Star	5 Star	Pending	TOTAL
<b>Kenosha/Racine</b>	0	81	79	8	21	8	<b>197</b>
<b>Milwaukee</b>	11	531	394	64	84	94	<b>1,179</b>
<b>Northeastern</b>	1	256	204	36	89	14	<b>600</b>
<b>Northern</b>	0	146	95	16	40	7	<b>304</b>
<b>Southern</b>	1	342	239	84	214	34	<b>914</b>
<b>Western</b>	0	268	148	18	64	15	<b>513</b>
<b>Total</b>	<b>14</b>	<b>1,624</b>	<b>1,159</b>	<b>226</b>	<b>512</b>	<b>172</b>	<b>3,707</b>

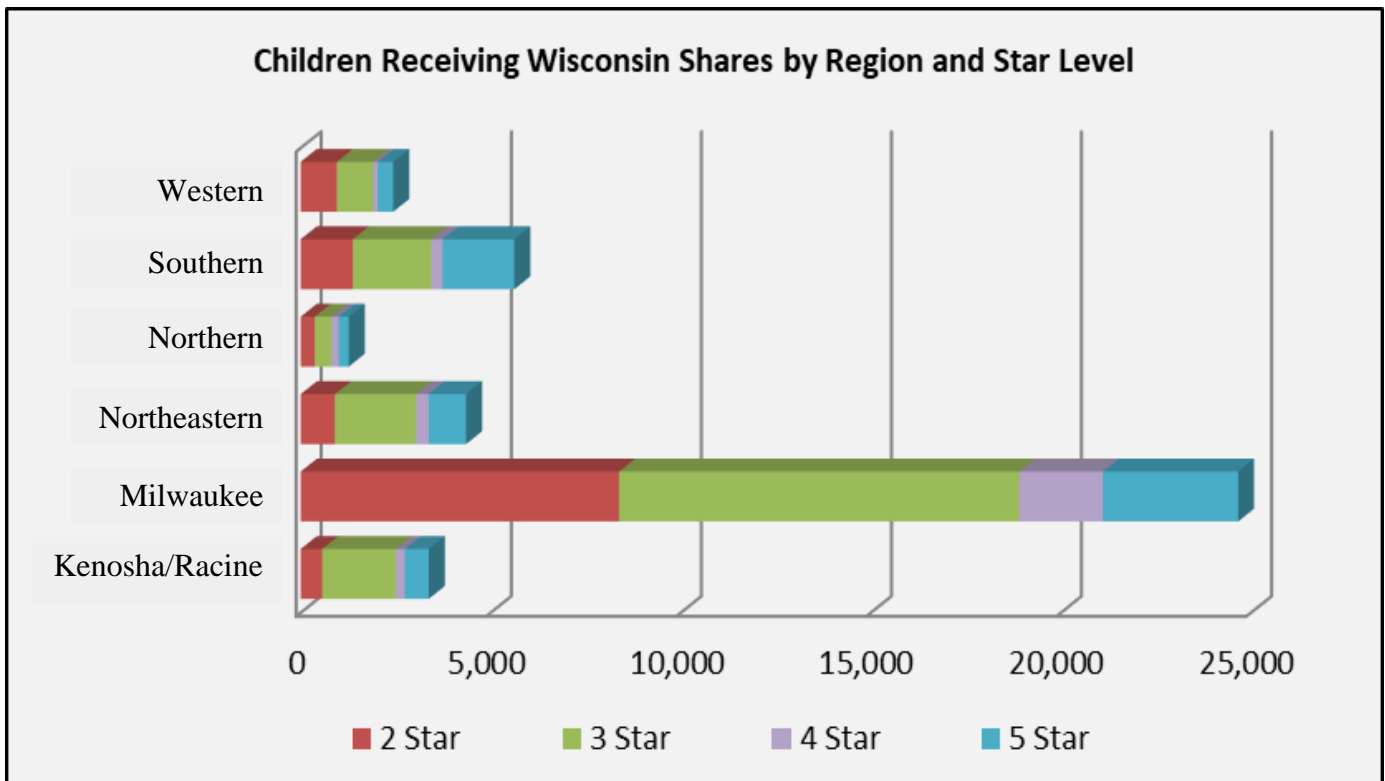


Data as of 11/30/2019

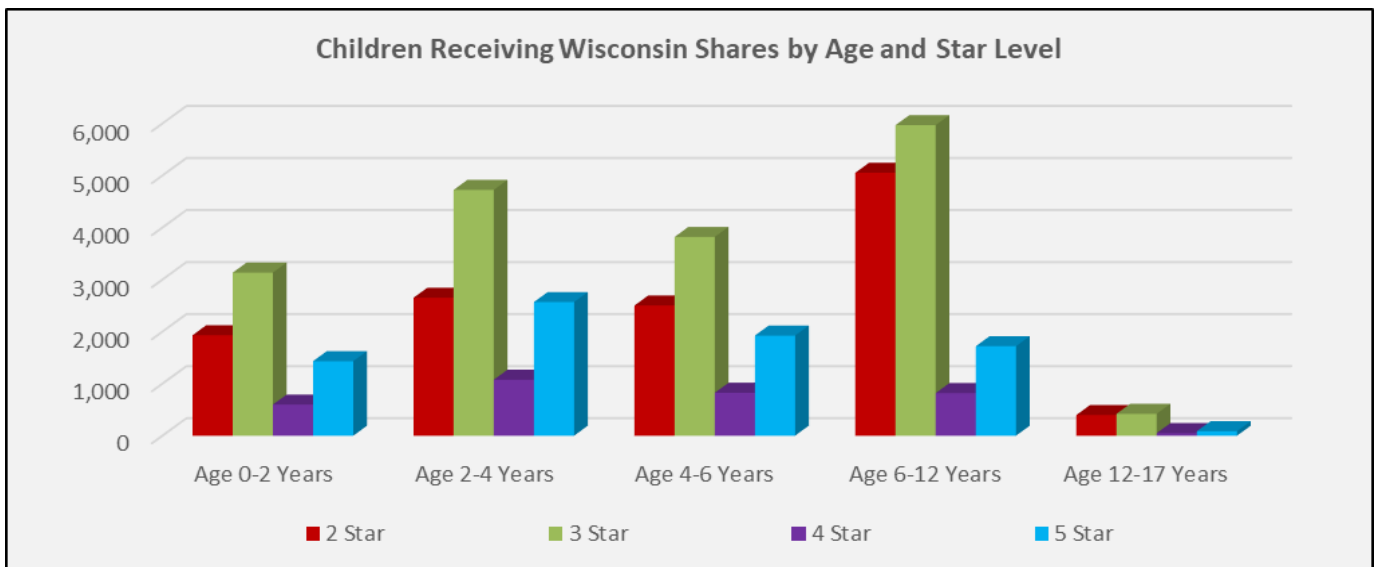
★ **Rating and Wisconsin Shares Data**

In November, the total number of programs currently rated was 3,535. There were an additional 172 programs with pending ratings. There were 2,802 programs with open Wisconsin Shares authorizations when the data was run for this report. There were 41,698 children receiving Wisconsin Shares as shown by region, age, and star level.

	2 Star	3 Star	4 Star	5 Star	Total
Kenosha/Racine	568	1,937	233	632	3,370
Milwaukee	8,373	10,530	2,199	3,556	24,658
Northeastern	901	2,132	332	984	4,349
Northern	369	445	190	262	1,266
Southern	1,373	2,060	299	1,889	5,621
Western	950	963	115	406	2,434
<b>Total</b>	<b>12,534</b>	<b>18,067</b>	<b>3,368</b>	<b>7,729</b>	<b>41,698</b>

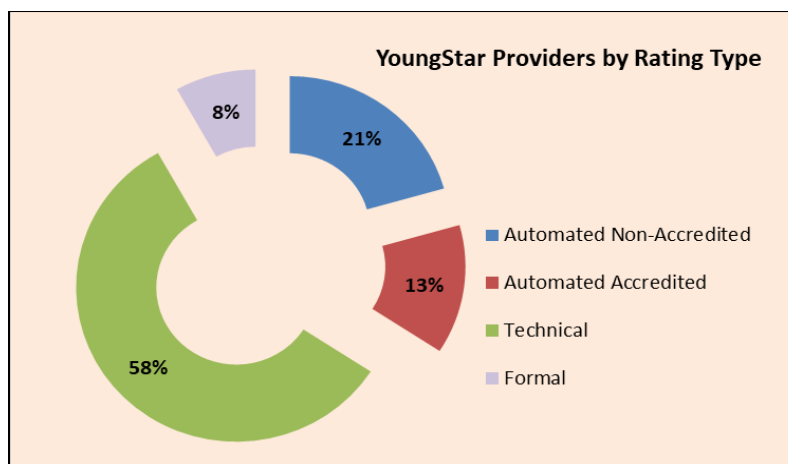


	2 Star	3 Star	4 Star	5 Star	Total
Age 0-2 Years	1,931	3,135	599	1,431	7,096
Age 2-4 Years	2,650	4,724	1,076	2,568	11,018
Age 4-6 Years	2,502	3,820	825	1,923	9,070
Age 6-12 Years	5,054	5,968	819	1,721	13,562
Age 12-17 Years	397	420	49	86	952
<b>Total</b>	<b>12,534</b>	<b>18,067</b>	<b>3,368</b>	<b>7,729</b>	<b>41,698</b>

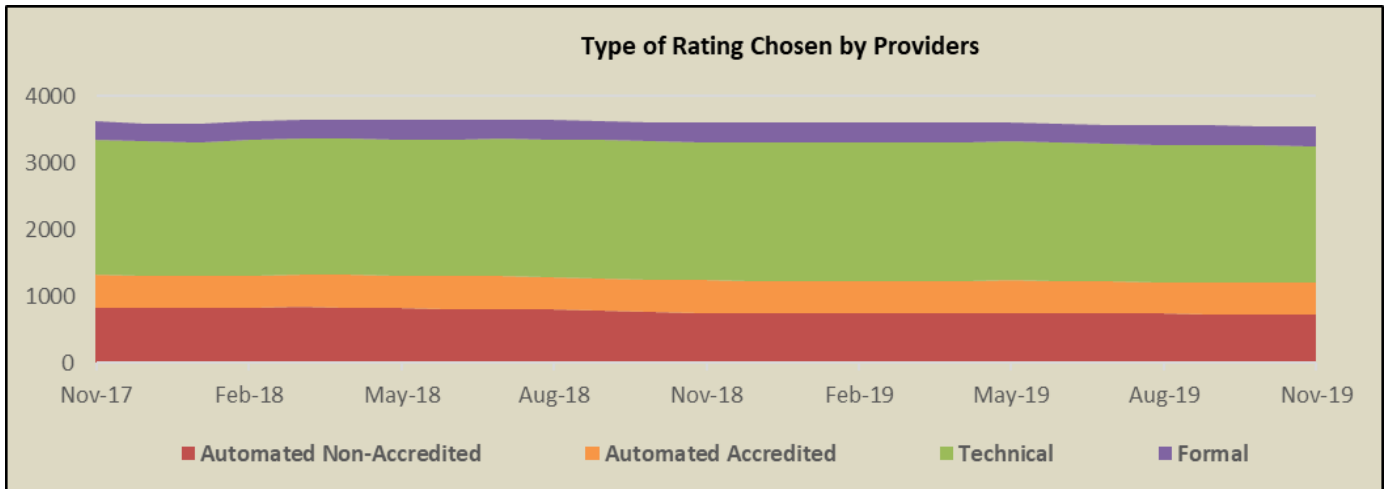


### Rating History and Composition:

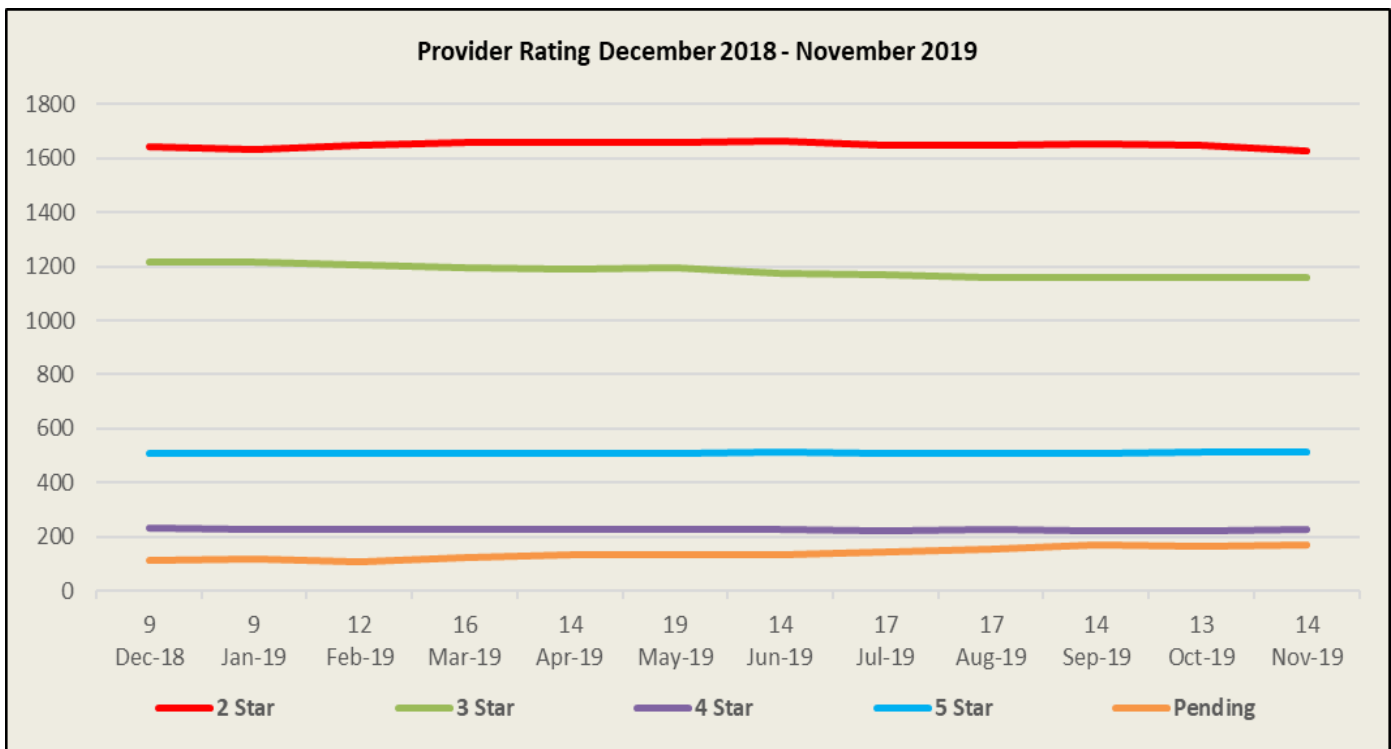
The composition of currently rated programs is shown below for November.



The graph below shows the movement in rating type chosen by providers over the past three years.



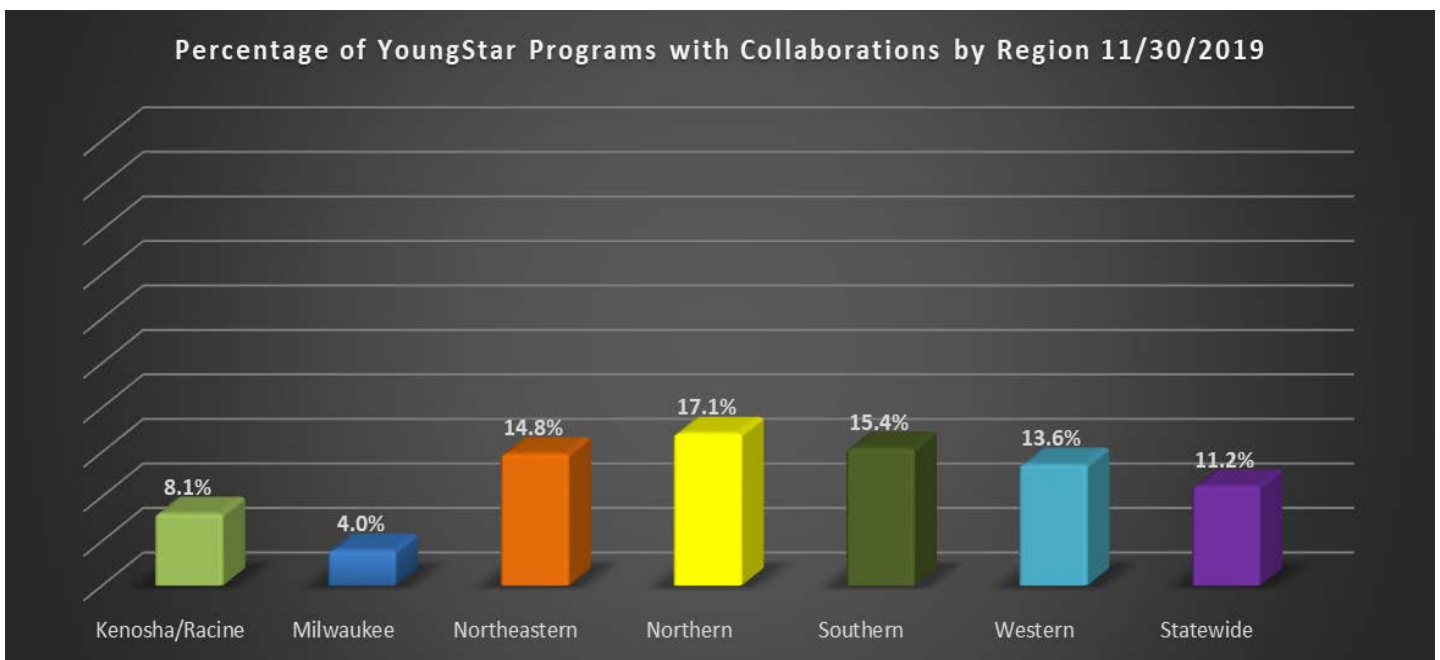
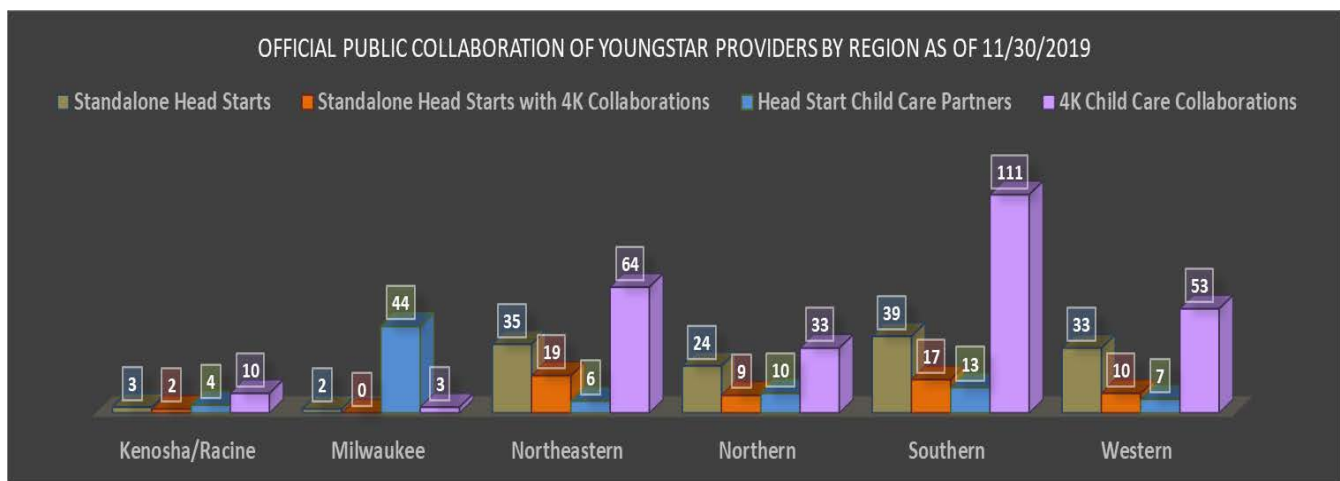
The graph below shows movement in rating levels for providers over the past year.



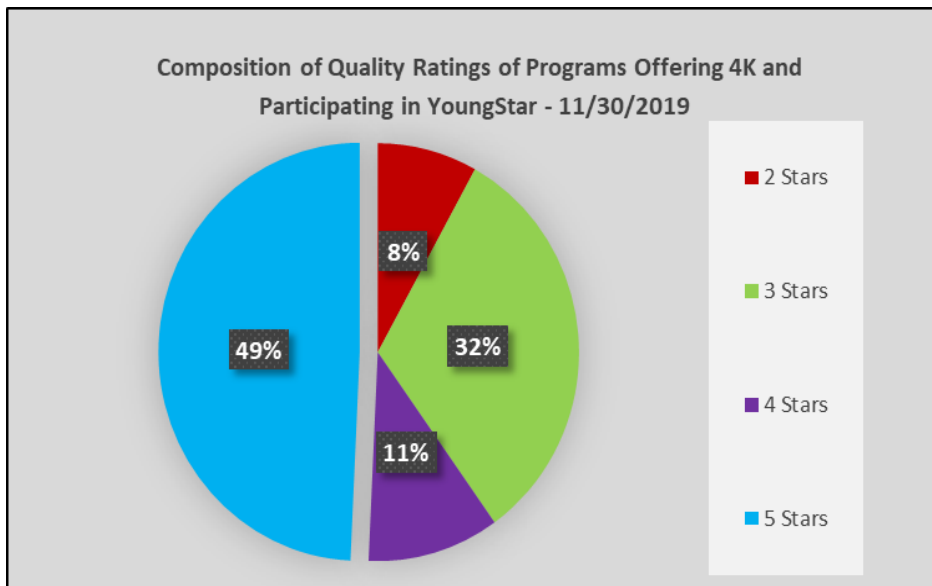
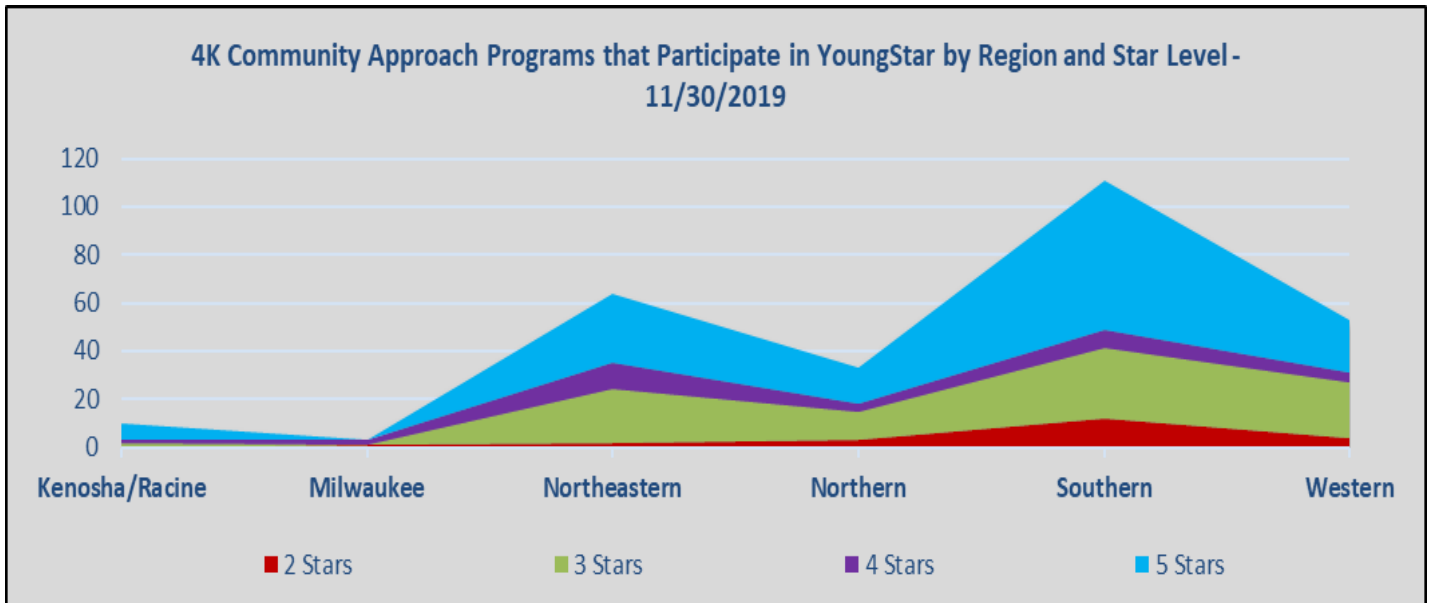
Please see <https://dcf.wisconsin.gov/youngstar/program/impact> for more details.

### YoungStar Data on Partnerships as of 11/30/2019:

Region	Standalone Head Starts	Standalone Head Starts with 4K Collaborations	Head Start Child Care Partners	4K Child Care Collaborations	YoungStar Providers
Kenosha/Racine	3	2	4	10	197
Milwaukee	2	0	44	3	1179
Northeastern	35	19	6	64	600
Northern	24	9	10	33	304
Southern	39	17	13	111	914
Western	33	10	7	53	513
<b>Total</b>	<b>136</b>	<b>57</b>	<b>84</b>	<b>274</b>	<b>3707</b>



Data as of 11/30/2019



The Head Start/4K Child Care Collaboration information is based on returned surveys and all programs may not be included.