

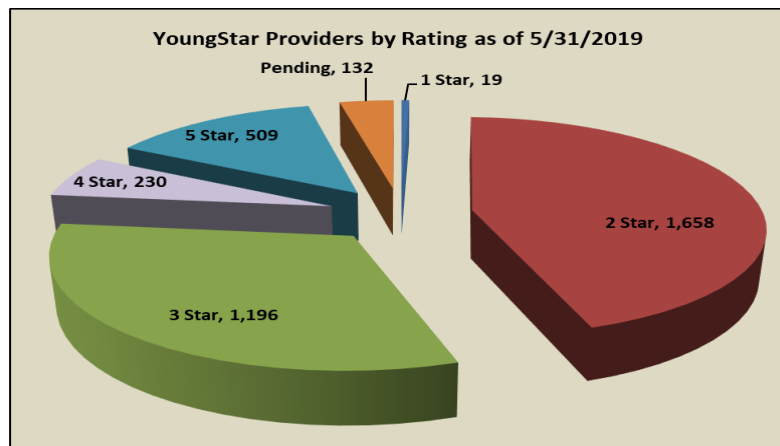
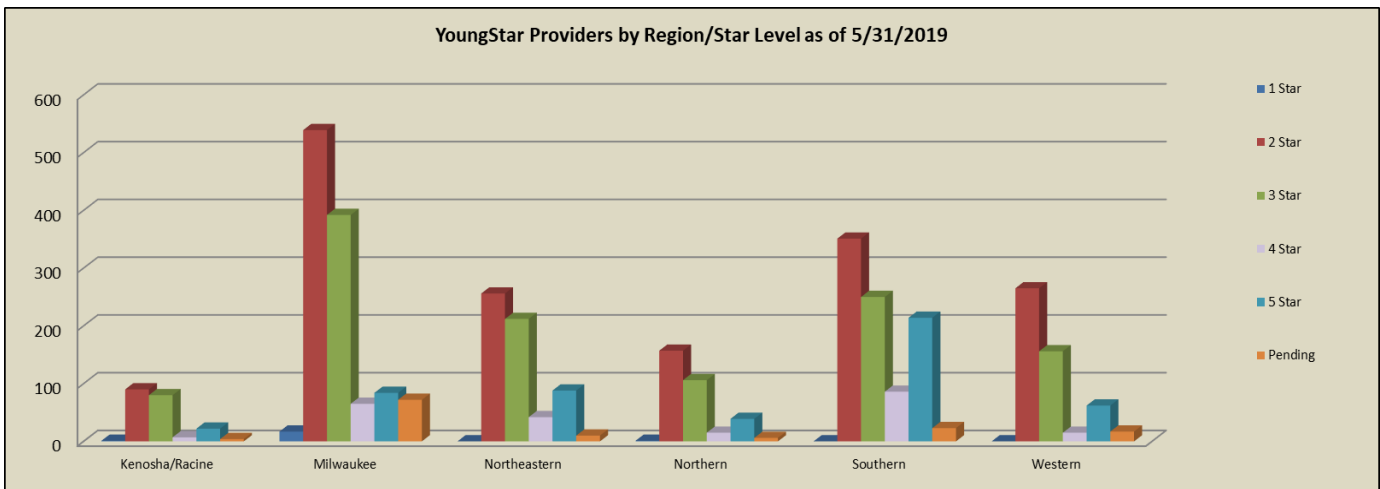
## Narrative of Monthly Report May 2019

For the month of May the following are notable YoungStar statistics.

★ **Participation and Rating Composition:**

We currently have 3,744 programs participating in YoungStar. This is an increase of 11 programs as compared to April. The chart and graph below shows the rating composition by Region for the current month.

	1 Star	2 Star	3 Star	4 Star	5 Star	Pending	TOTAL
<b>Kenosha/Racine</b>	1	90	80	7	22	4	<b>204</b>
<b>Milwaukee</b>	17	539	392	65	84	72	<b>1,169</b>
<b>Northeastern</b>	0	256	212	42	88	10	<b>608</b>
<b>Northern</b>	1	157	106	15	39	6	<b>324</b>
<b>Southern</b>	0	351	250	86	214	23	<b>924</b>
<b>Western</b>	0	265	156	15	62	17	<b>515</b>
<b>Total</b>	<b>19</b>	<b>1,658</b>	<b>1,196</b>	<b>230</b>	<b>509</b>	<b>132</b>	<b>3,744</b>

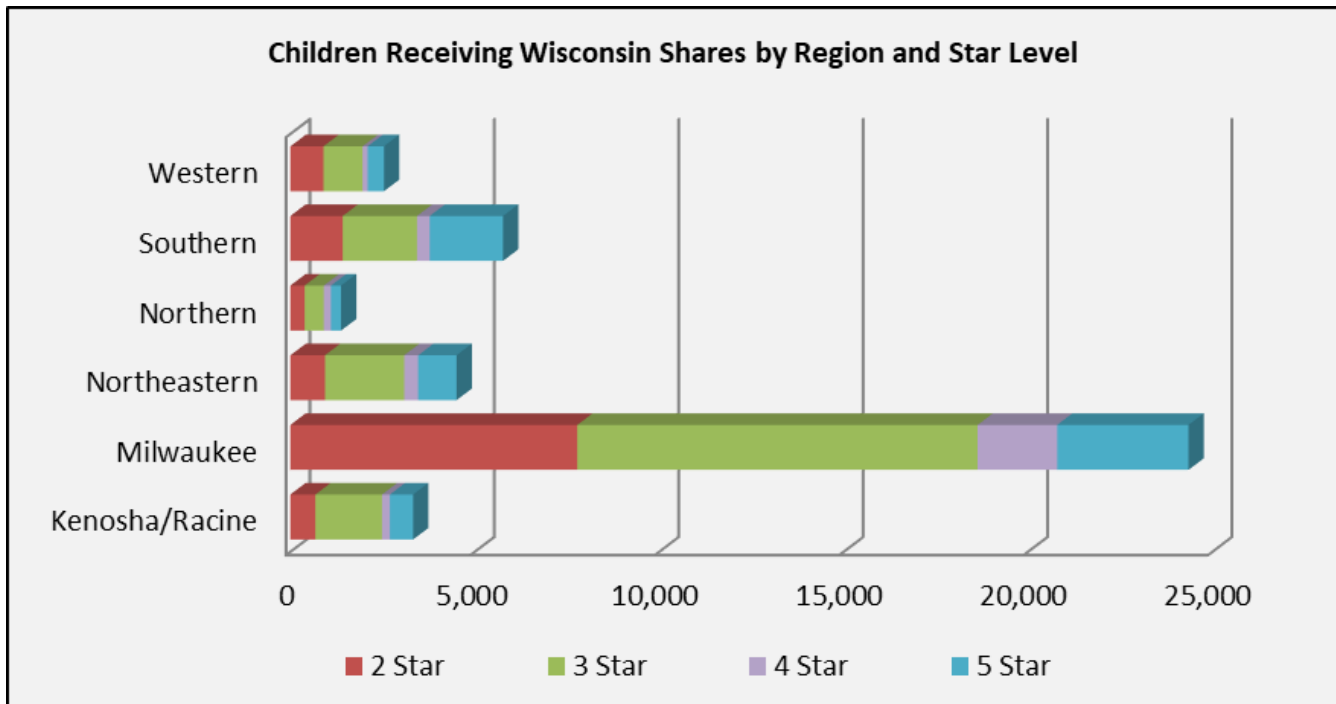


Data as of 5/31/2019

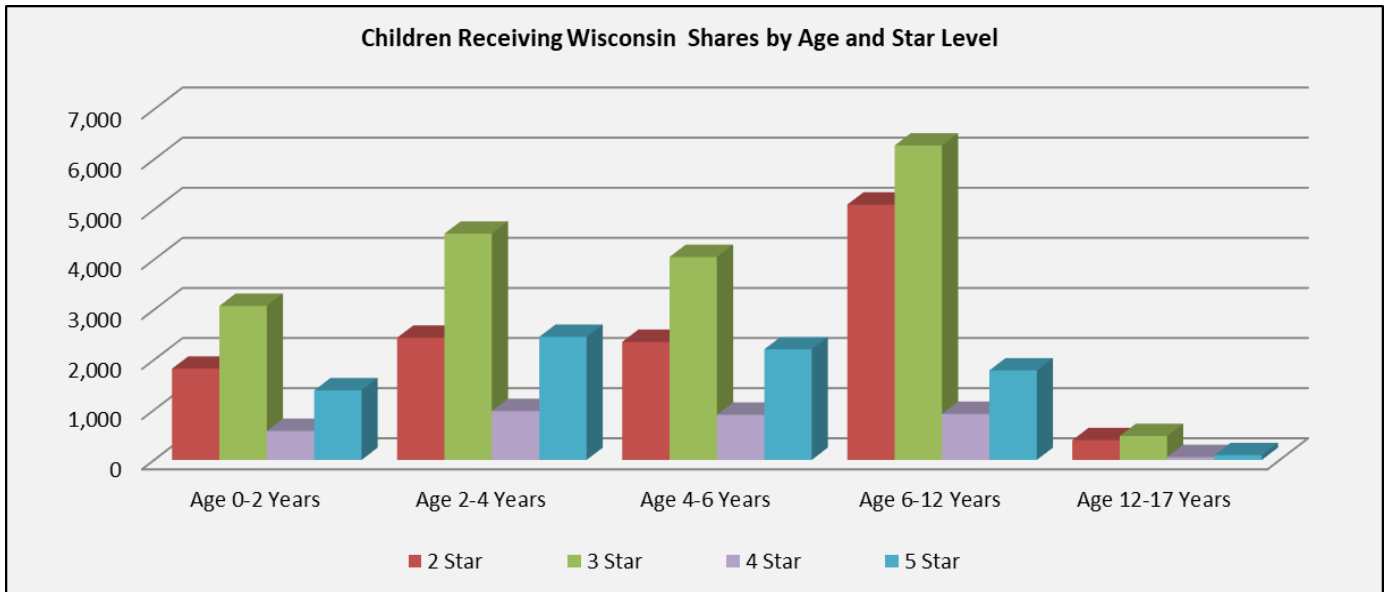
★ **Rating and Wisconsin Shares Data**

In May, the total number of programs currently rated was 3,612. There were an additional 132 programs with pending ratings. There were 2,800 programs with open Wisconsin Shares authorizations when the data was run for this report. There were 41,870 children receiving Wisconsin Shares as shown by region, age, and star level.

	2 Star	3 Star	4 Star	5 Star	Total
<b>Kenosha/Racine</b>	678	1,804	218	628	<b>3,328</b>
<b>Milwaukee</b>	7,780	10,856	2,158	3,558	<b>24,352</b>
<b>Northeastern</b>	941	2,145	380	1,042	<b>4,508</b>
<b>Northern</b>	387	515	196	277	<b>1,375</b>
<b>Southern</b>	1,419	2,017	342	1,990	<b>5,768</b>
<b>Western</b>	901	1,057	138	443	<b>2,539</b>
<b>Total</b>	<b>12,106</b>	<b>18,394</b>	<b>3,432</b>	<b>7,938</b>	<b>41,870</b>

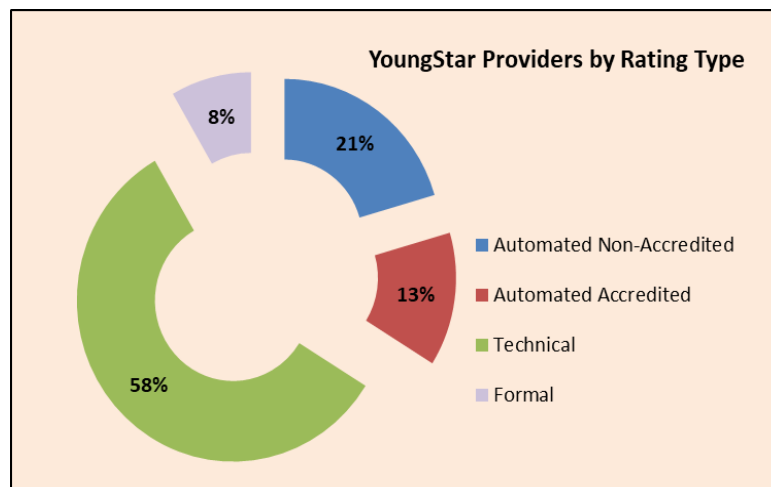


	2 Star	3 Star	4 Star	5 Star	Total
Age 0-2 Years	1,821	3,074	579	1,389	6,863
Age 2-4 Years	2,438	4,516	976	2,457	10,387
Age 4-6 Years	2,355	4,050	901	2,209	9,515
Age 6-12 Years	5,097	6,276	918	1,787	14,078
Age 12-17 Years	395	478	58	96	1,027
<b>Total</b>	<b>12,106</b>	<b>18,394</b>	<b>3,432</b>	<b>7,938</b>	<b>41,870</b>

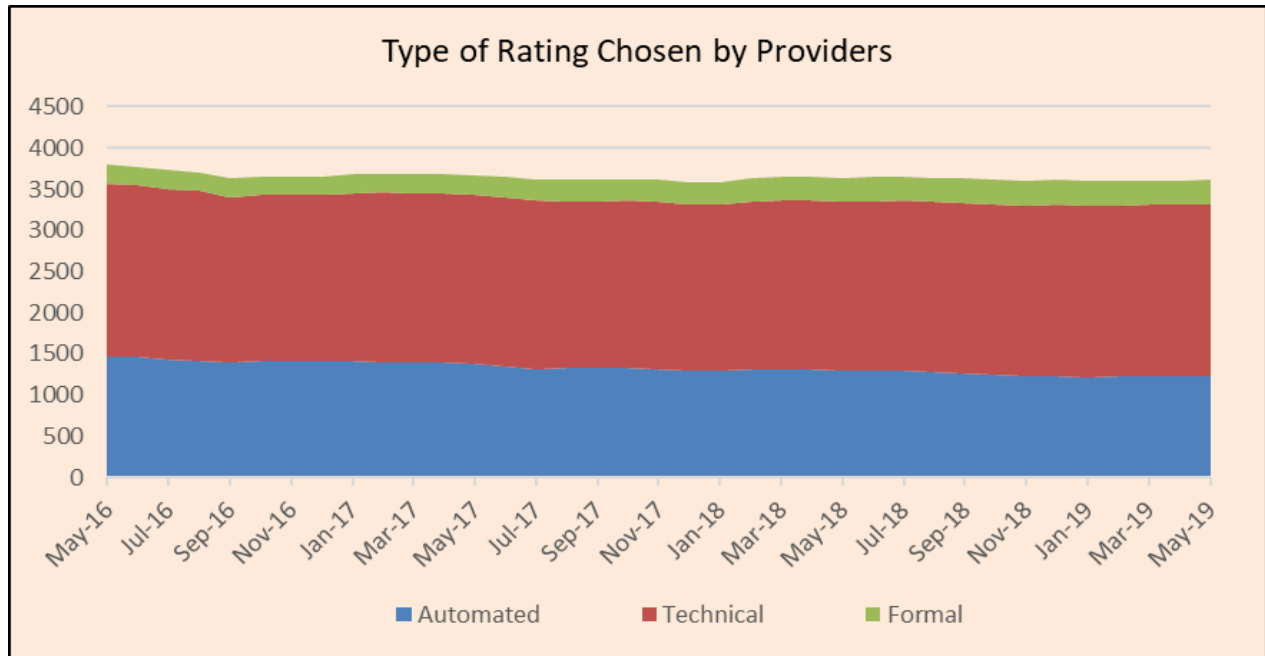


**Rating History and Composition:**

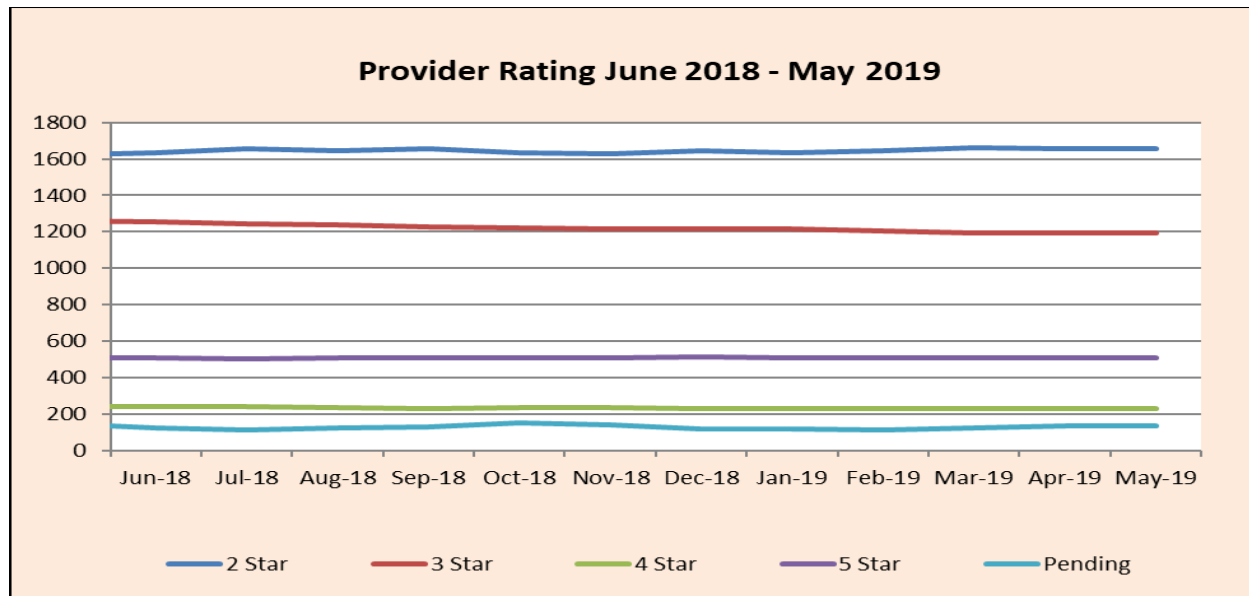
The composition of currently rated programs is shown below for May.



The graph below shows the movement in rating type chosen by providers over the past three years.



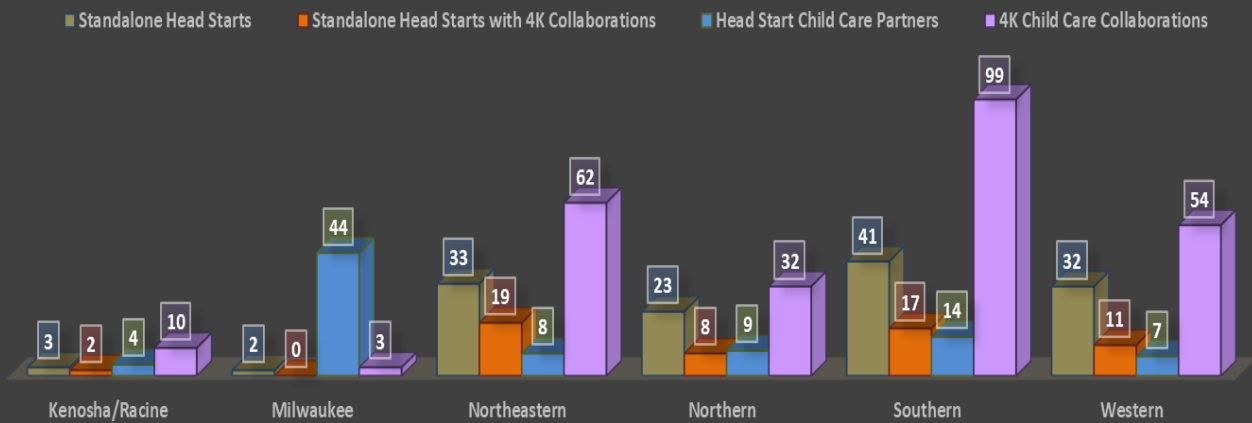
The graph below shows movement in rating levels for providers over the past year.



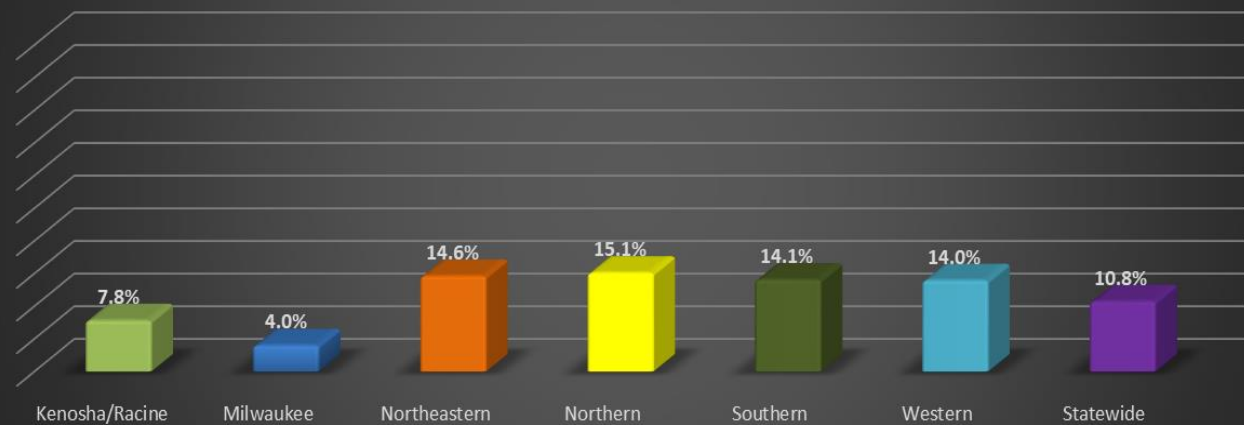
Please see <https://dcf.wisconsin.gov/youngstar/program/impact> for more details.

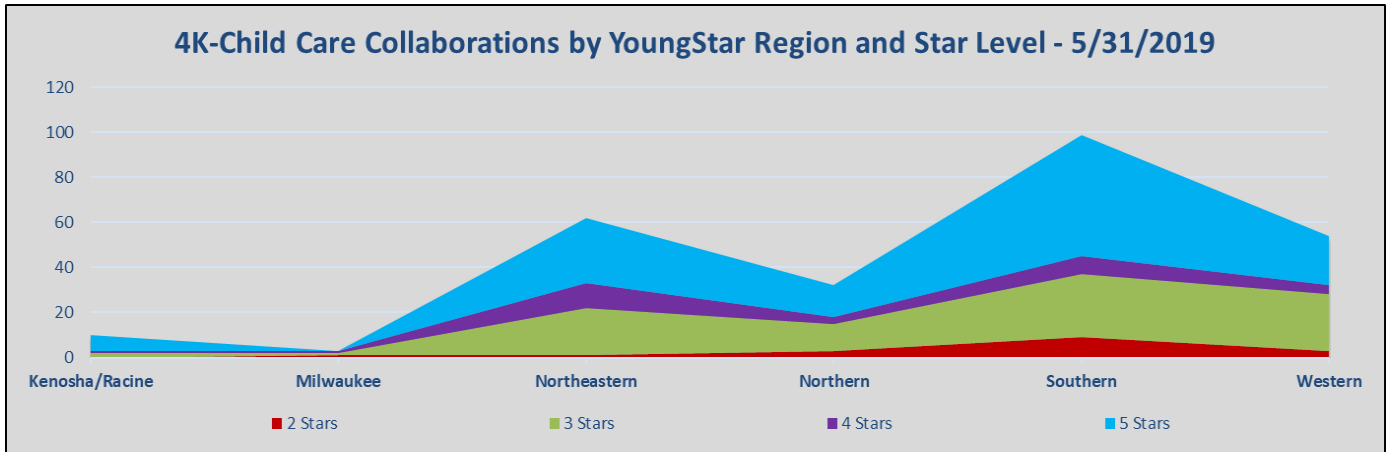
Region	Standalone Head Starts	Standalone Head Starts with 4K Collaborations	Head Start Child Care Partners	4K Child Care Collaborations	YoungStar Providers
Kenosha/Racine	3	2	4	10	204
Milwaukee	2	0	44	3	1169
Northeastern	33	19	8	62	608
Northern	23	8	9	32	324
Southern	41	17	14	99	924
Western	32	11	7	54	515
<b>Total</b>	<b>134</b>	<b>57</b>	<b>86</b>	<b>260</b>	<b>3744</b>

OFFICIAL PUBLIC COLLABORATION OF YOUNGSTAR PROVIDERS BY REGION AS OF 5/31/2019



Percentage of YoungStar Programs with Collaborations by Region 5/31/2019





The Head Start/4K Child Care Collaboration information is based on returned surveys and all programs may not be included.