

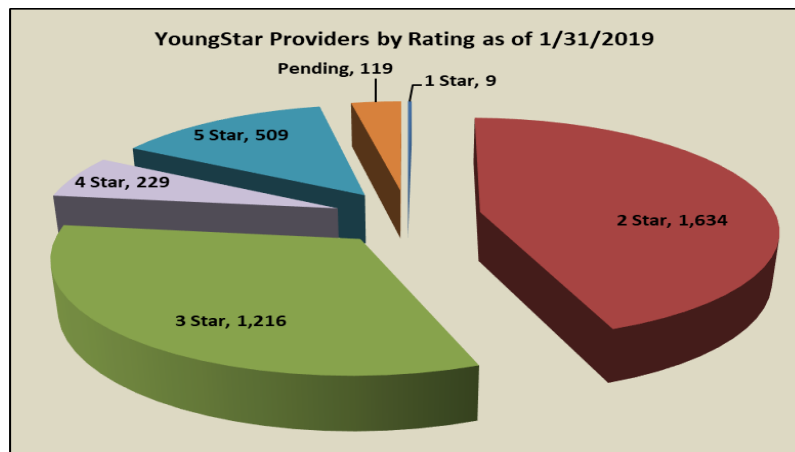
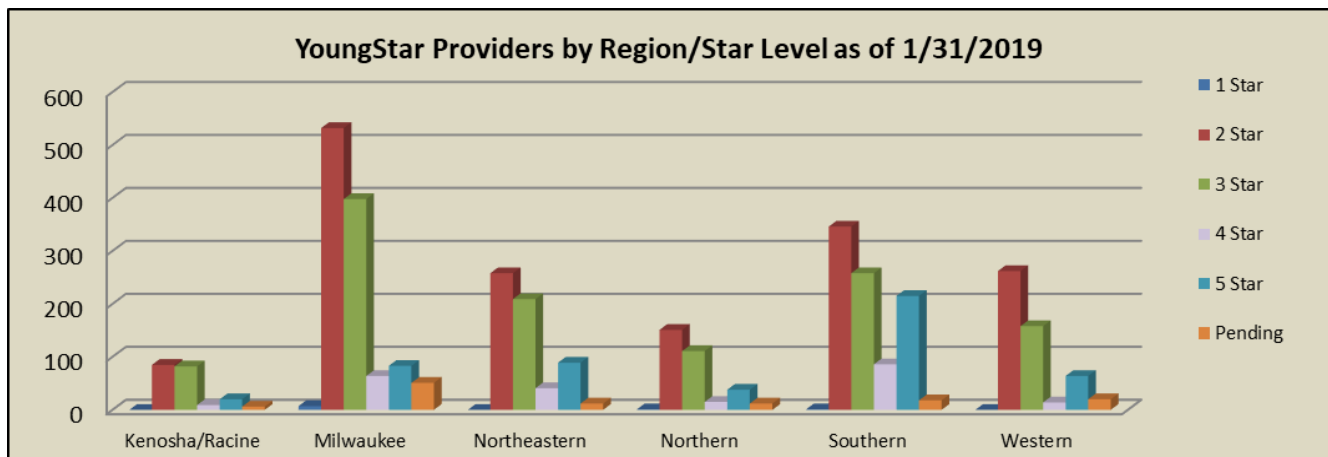
Narrative of Monthly Report January 2019

For the month of January the following are notable YoungStar statistics.

★ **Participation and Rating Composition:**

We currently have 3,716 programs participating in YoungStar. This is a decrease of eight programs as compared to December. The chart and graph below shows the rating composition by Region for the current month.

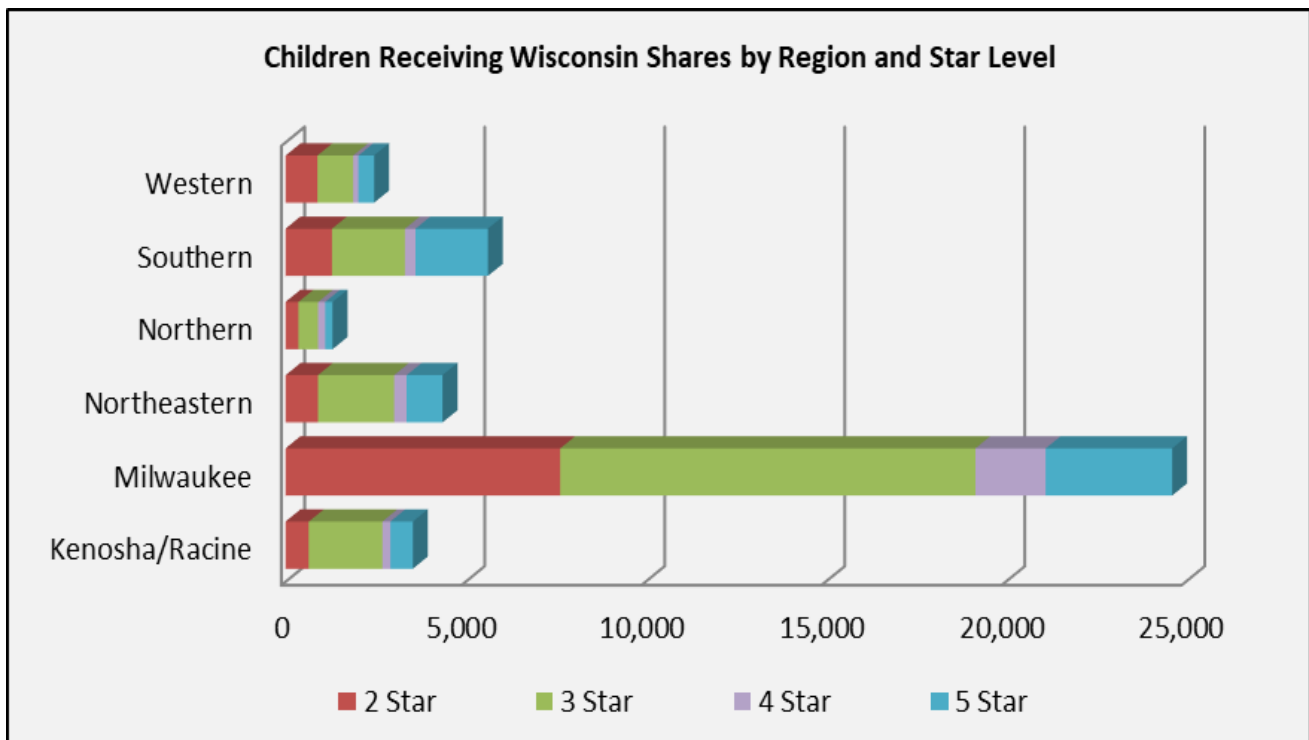
	1 Star	2 Star	3 Star	4 Star	5 Star	Pending	TOTAL
Kenosha/Racine	0	85	82	9	20	6	202
Milwaukee	7	532	398	64	83	51	1,135
Northeastern	0	258	209	41	89	12	609
Northern	1	151	111	15	38	12	328
Southern	1	346	258	86	215	18	924
Western	0	262	158	14	64	20	518
Total	9	1,634	1,216	229	509	119	3,716



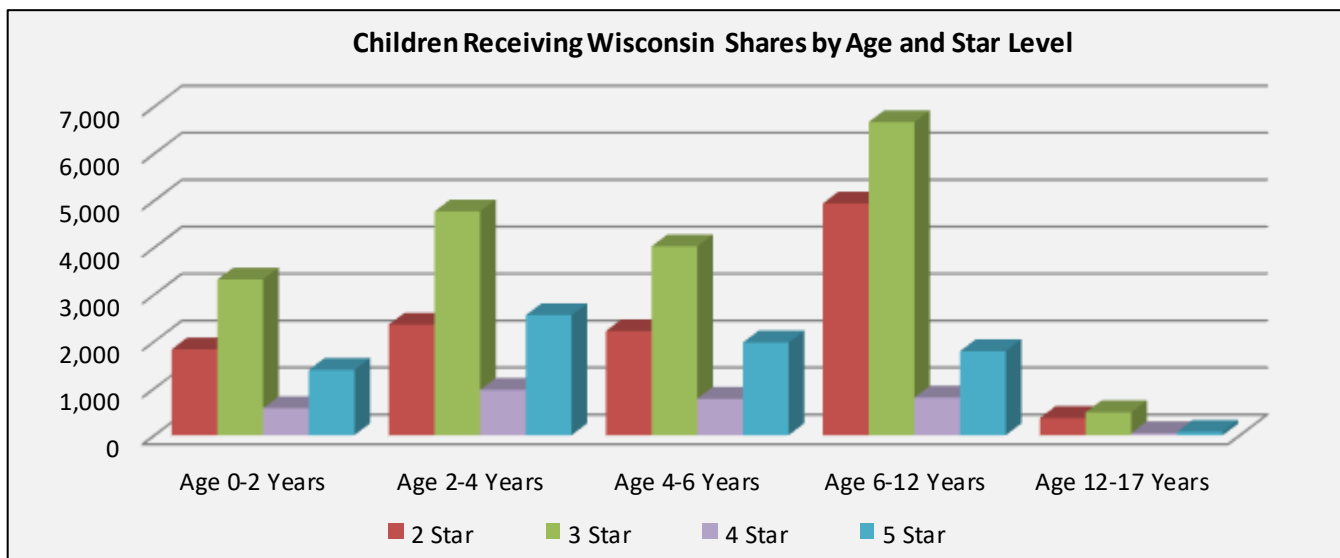
★ **Rating and Wisconsin Shares Data**

In January, the total number of programs currently rated was 3,597. There were an additional 119 programs with pending ratings. There were 2,766 programs with open Wisconsin Shares authorizations when the data was run for this report. There were 41,903 children receiving Wisconsin Shares as shown by region, age, and star level.

	2 Star	3 Star	4 Star	5 Star	Total
Kenosha/Racine	644	2,045	222	624	3,535
Milwaukee	7,627	11,533	1,950	3,512	24,622
Northeastern	900	2,115	349	997	4,361
Northern	356	547	199	204	1,306
Southern	1,287	2,026	298	2,008	5,619
Western	887	992	145	436	2,460
Total	11,701	19,258	3,163	7,781	41,903

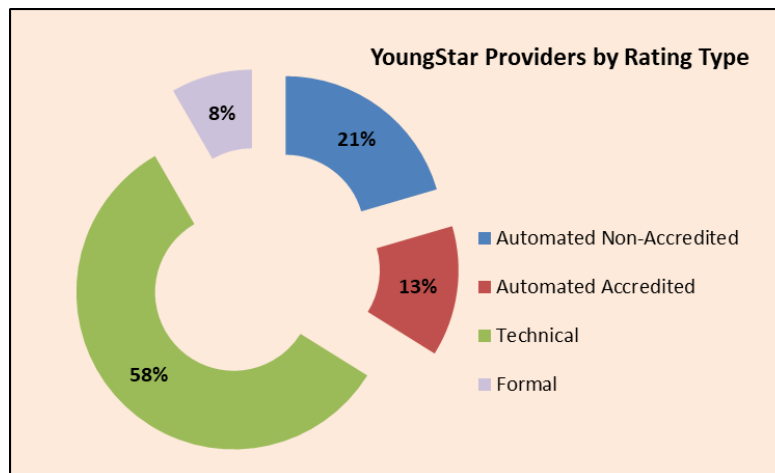


	2 Star	3 Star	4 Star	5 Star	Total
Age 0-2 Years	1,829	3,317	575	1,391	7,112
Age 2-4 Years	2,354	4,766	967	2,556	10,643
Age 4-6 Years	2,216	4,021	776	1,974	8,987
Age 6-12 Years	4,935	6,667	801	1,789	14,192
Age 12-17 Years	367	487	44	71	969
Total	11,701	19,258	3,163	7,781	41,903

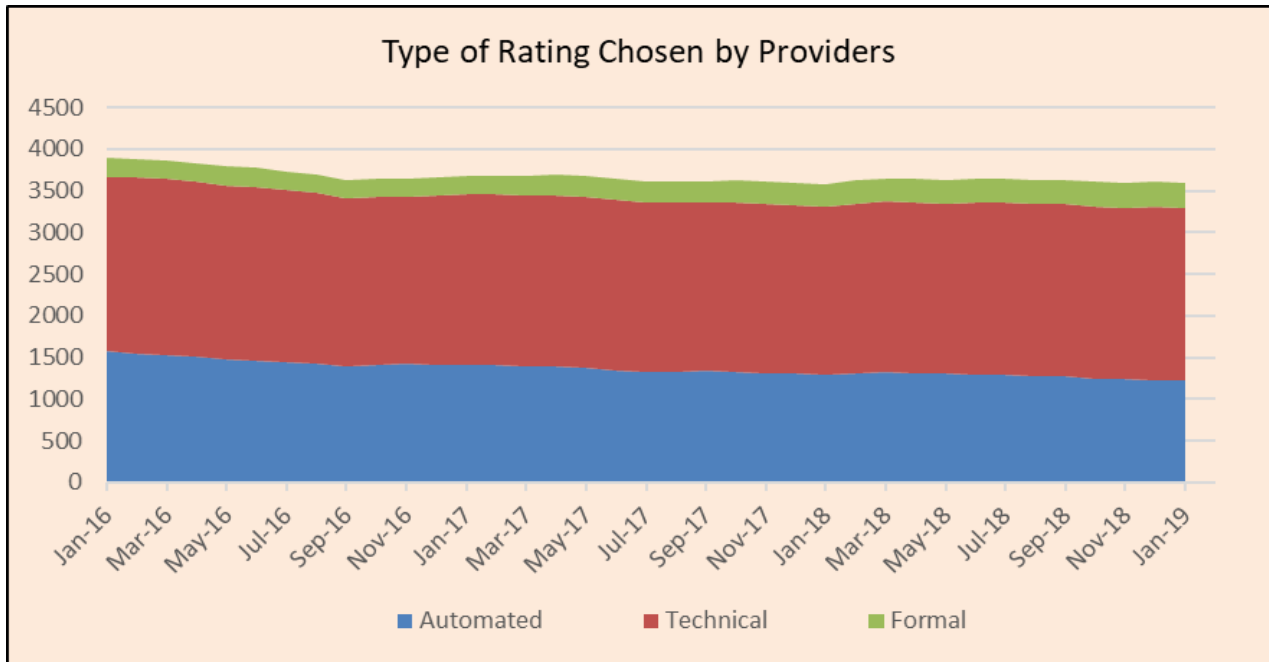


Rating History and Composition:

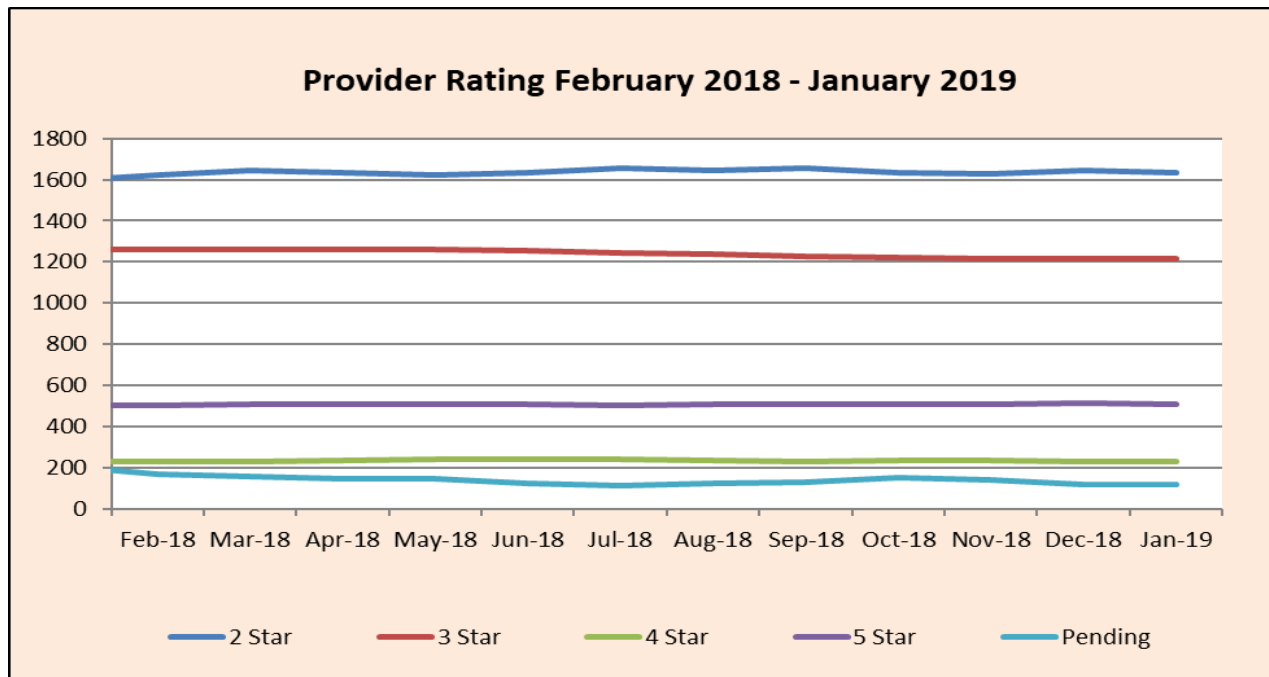
The composition of currently rated programs is shown below for January.



The graph below shows the movement in rating type chosen by providers over the past three years.

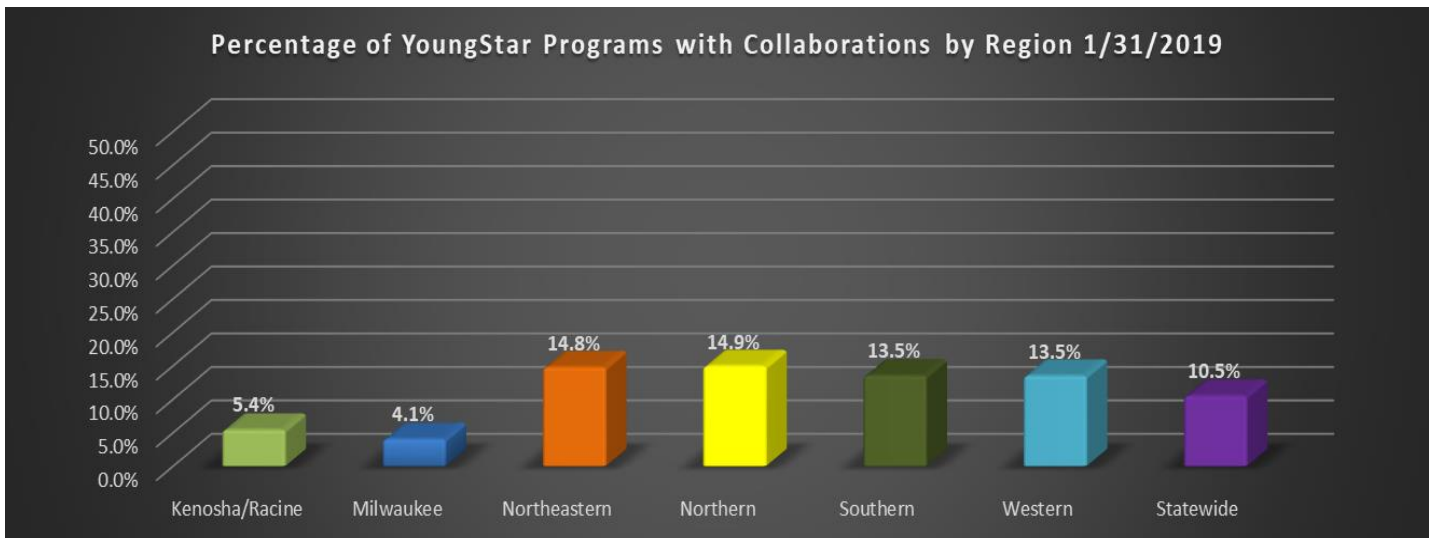
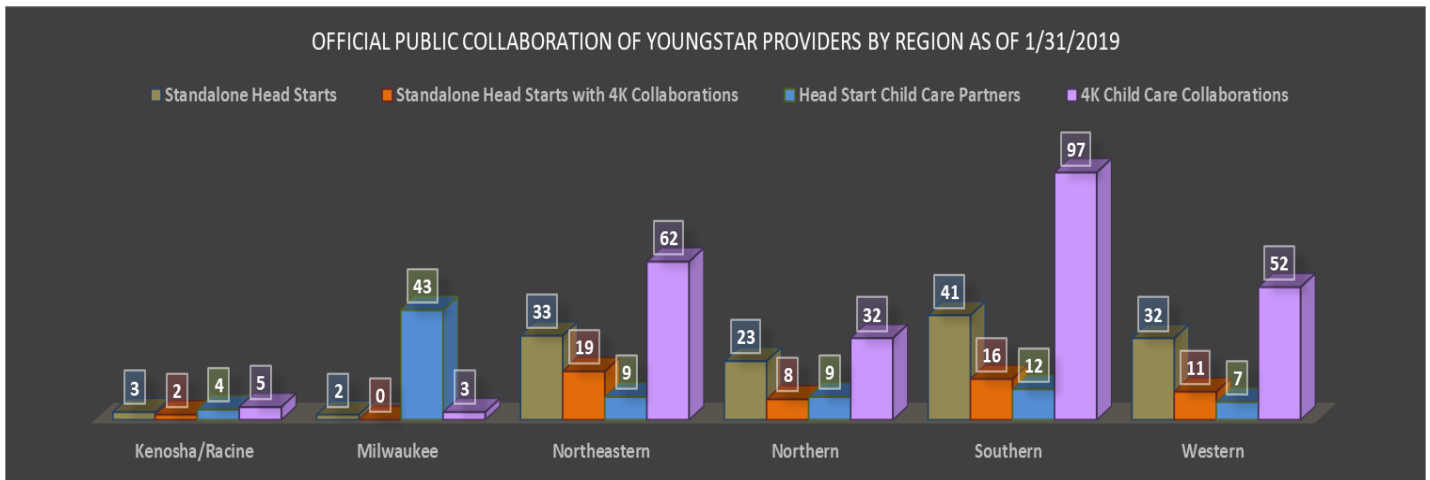


The graph below shows movement in rating levels for providers over the past year.



Please see <https://dcf.wisconsin.gov/youngstar/program/impact> for more details.

Region	Standalone Head Starts	Standalone Head Starts with 4K Collaborations	Head Start Child Care Partners	4K Child Care Collaborations	YoungStar Providers
Kenosha/Racine	3	2	4	5	202
Milwaukee	2	0	43	3	1135
Northeastern	33	19	9	62	609
Northern	23	8	9	32	328
Southern	41	16	12	97	924
Western	32	11	7	52	518
Total	134	56	84	251	3716



The Head Start/4K Child Care Collaboration information is based on returned surveys and all programs may not be included.

Data as of 1/31/2019