

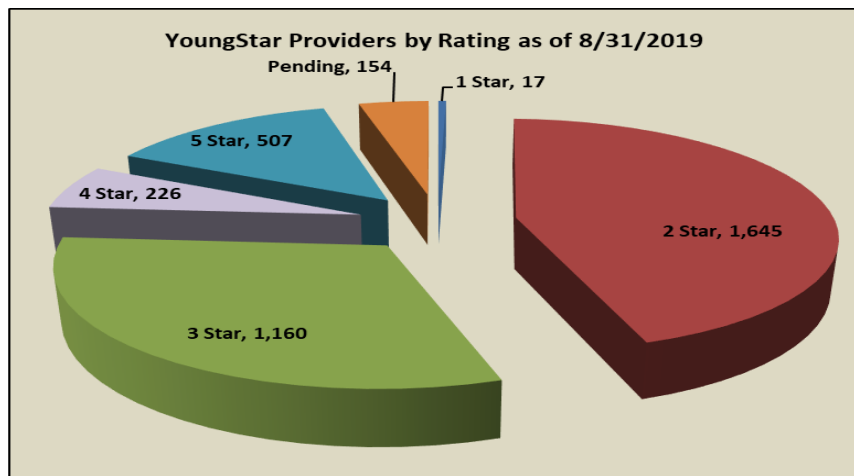
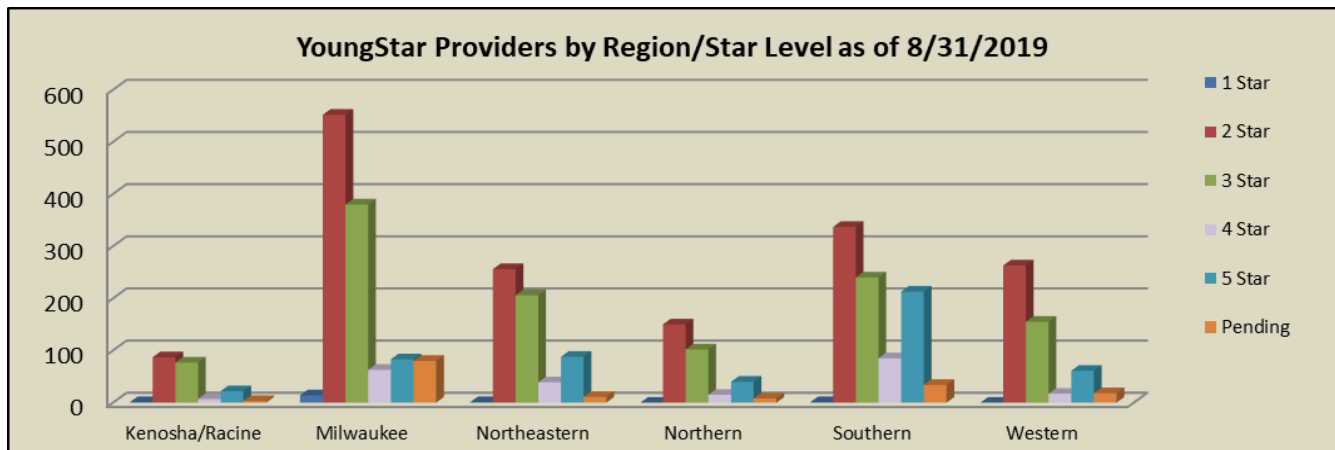
## Narrative of Monthly Report August 2019

For the month of August, the following are notable YoungStar statistics.

★ **Participation and Rating Composition:**

We currently have 3,709 programs participating in YoungStar. This is a decrease of nine programs as compared to July. The chart and graph below shows the rating composition by Region for the current month.

	1 Star	2 Star	3 Star	4 Star	5 Star	Pending	TOTAL
<b>Kenosha/Racine</b>	1	87	77	7	22	3	<b>197</b>
<b>Milwaukee</b>	14	552	380	63	83	80	<b>1,172</b>
<b>Northeastern</b>	1	256	206	39	88	11	<b>601</b>
<b>Northern</b>	0	150	102	15	40	8	<b>315</b>
<b>Southern</b>	1	337	240	85	213	34	<b>910</b>
<b>Western</b>	0	263	155	17	61	18	<b>514</b>
<b>Total</b>	<b>17</b>	<b>1,645</b>	<b>1,160</b>	<b>226</b>	<b>507</b>	<b>154</b>	<b>3,709</b>

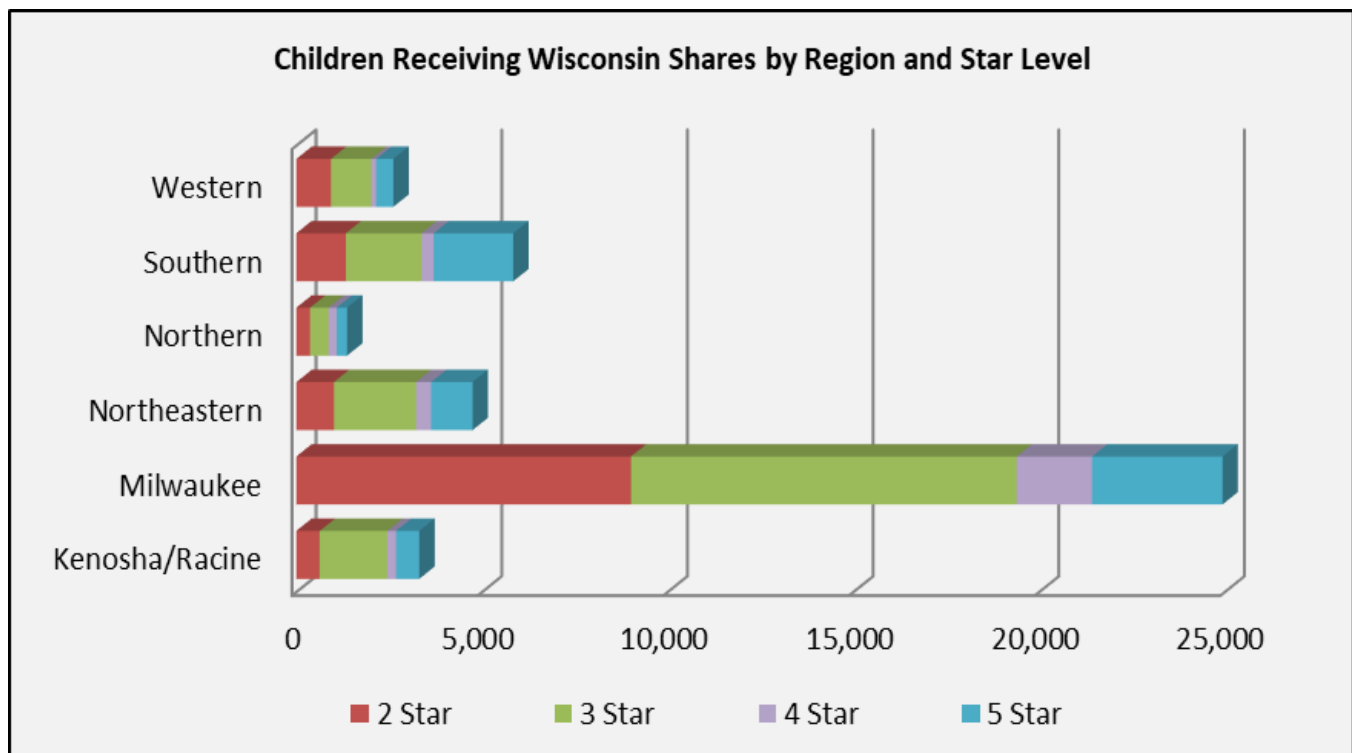


Data as of 8/31/2019

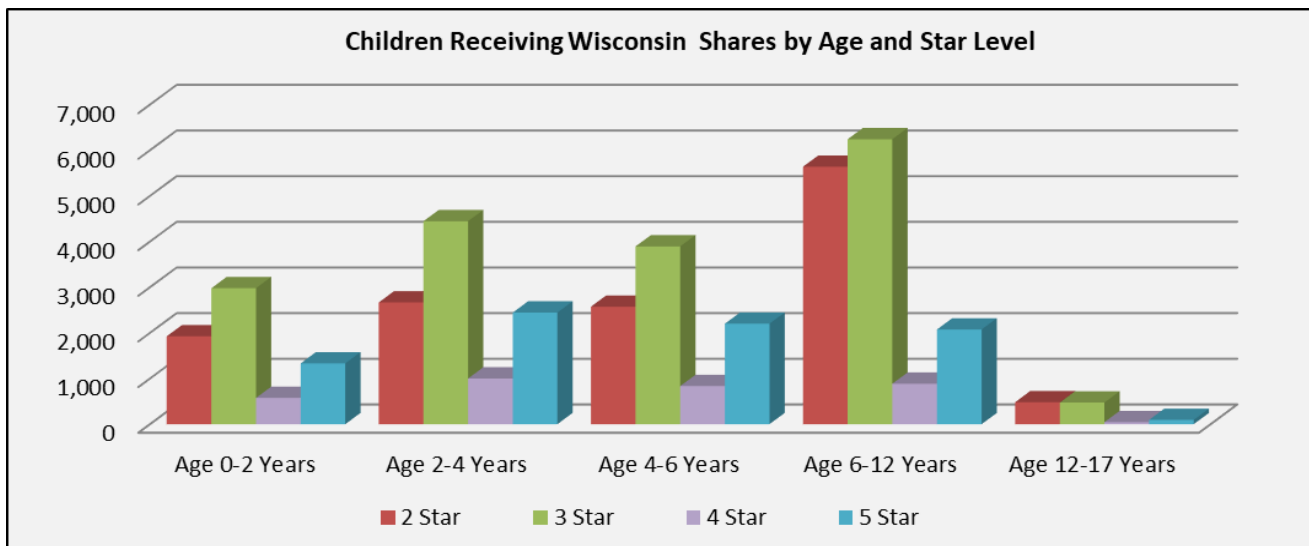
★ **Rating and Wisconsin Shares Data**

In August, the total number of programs currently rated was 3,555. There were an additional 154 programs with pending ratings. There were 2,577 programs with open Wisconsin Shares authorizations when the data was run for this report. There were 42,818 children receiving Wisconsin Shares as shown by region, age, and star level.

	2 Star	3 Star	4 Star	5 Star	Total
<b>Kenosha/Racine</b>	629	1,819	235	629	<b>3,312</b>
<b>Milwaukee</b>	9,010	10,386	2,029	3,513	<b>24,938</b>
<b>Northeastern</b>	1,013	2,208	409	1,117	<b>4,747</b>
<b>Northern</b>	368	496	221	283	<b>1,368</b>
<b>Southern</b>	1,335	2,038	324	2,143	<b>5,840</b>
<b>Western</b>	934	1,089	126	464	<b>2,613</b>
<b>Total</b>	<b>13,289</b>	<b>18,036</b>	<b>3,344</b>	<b>8,149</b>	<b>42,818</b>

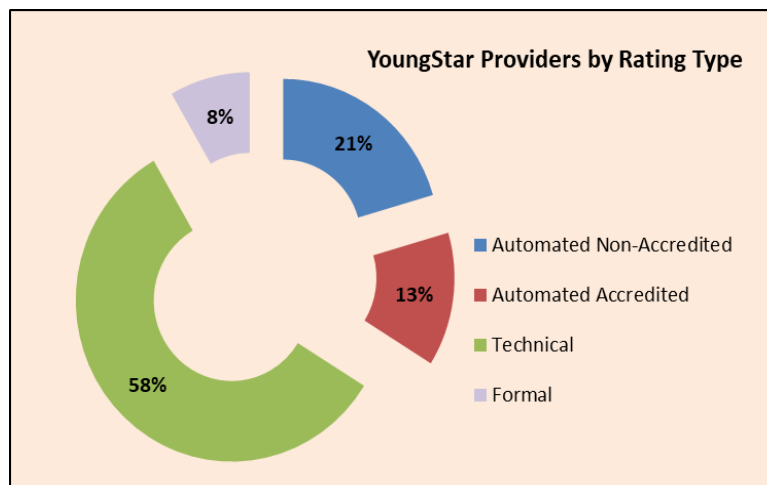


	2 Star	3 Star	4 Star	5 Star	Total
Age 0-2 Years	1,925	2,979	576	1,332	6,812
Age 2-4 Years	2,669	4,446	1,002	2,446	10,563
Age 4-6 Years	2,573	3,894	835	2,202	9,504
Age 6-12 Years	5,640	6,242	887	2,074	14,843
Age 12-17 Years	482	475	44	95	1,096
<b>Total</b>	<b>13,289</b>	<b>18,036</b>	<b>3,344</b>	<b>8,149</b>	<b>42,818</b>



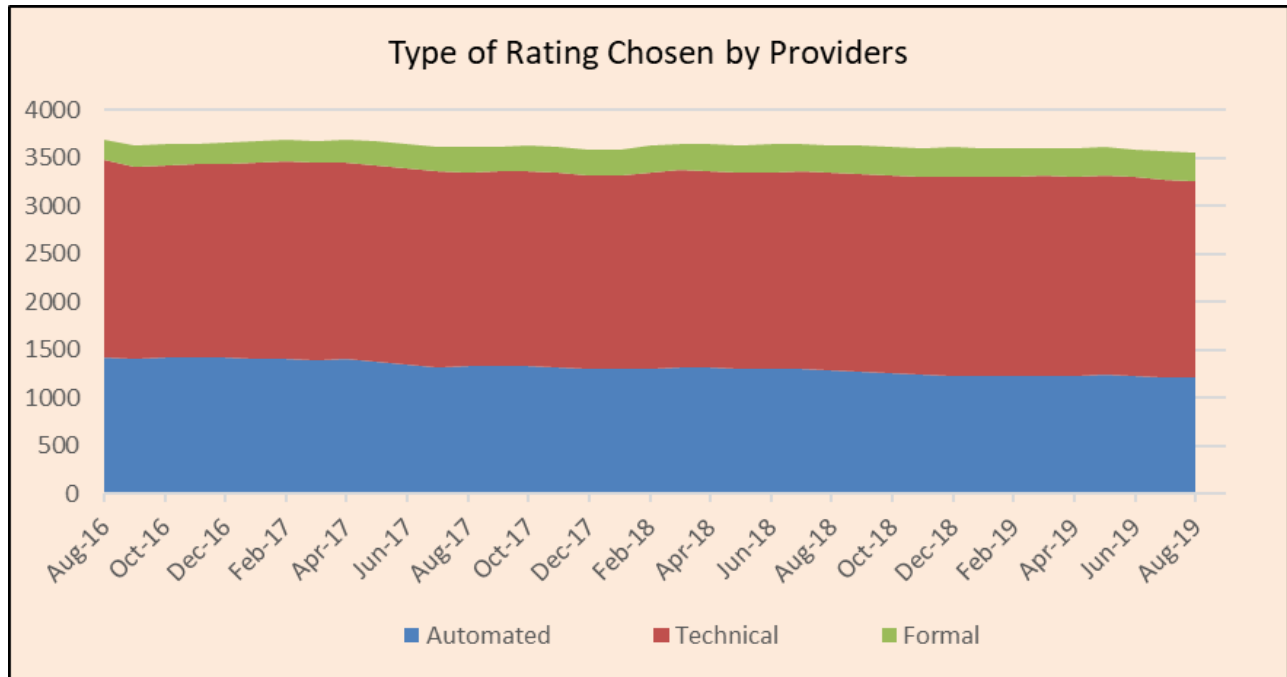
### Rating History and Composition:

The composition of currently rated programs is shown below for August.

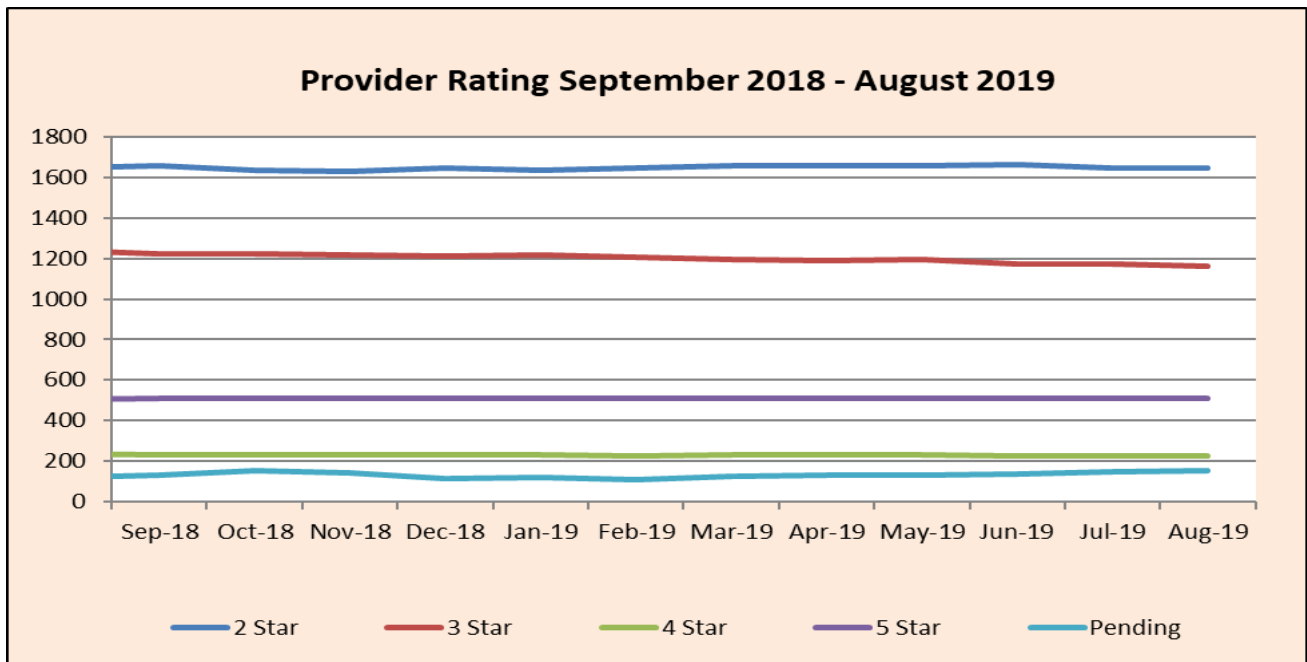


Data as of 8/31/2019

The graph below shows the movement in rating type chosen by providers over the past three years.



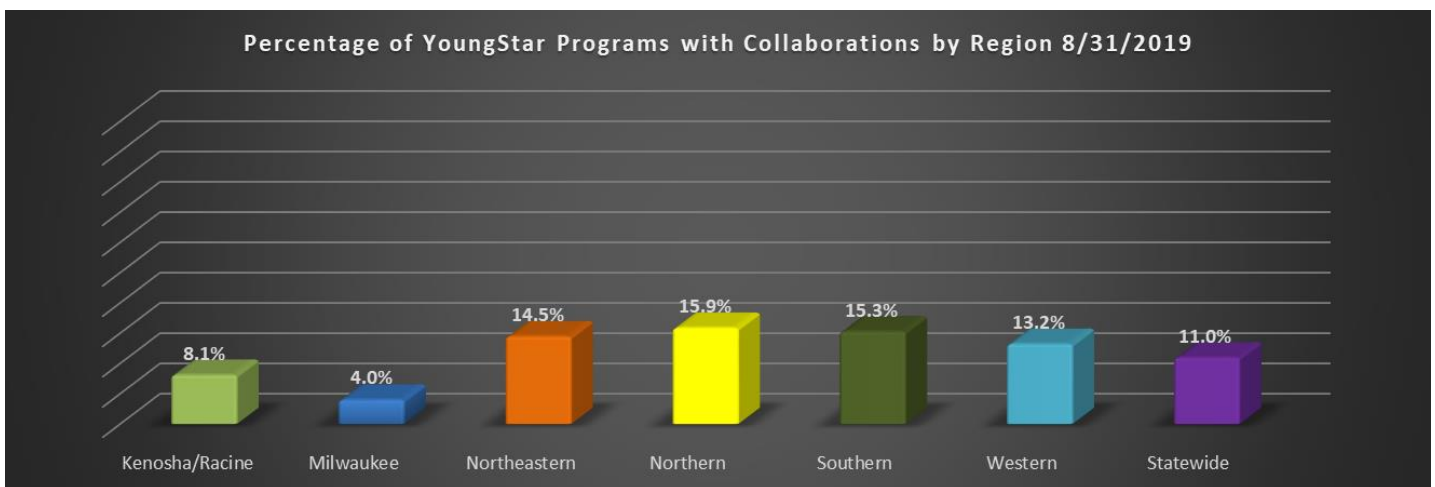
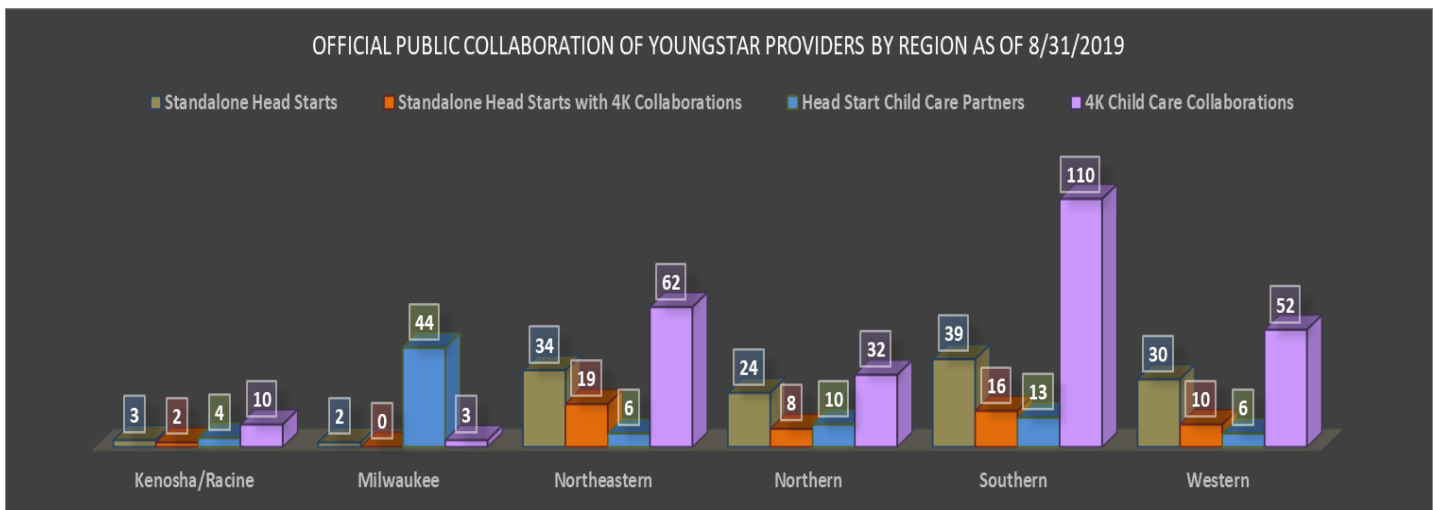
The graph below shows movement in rating levels for providers over the past year.



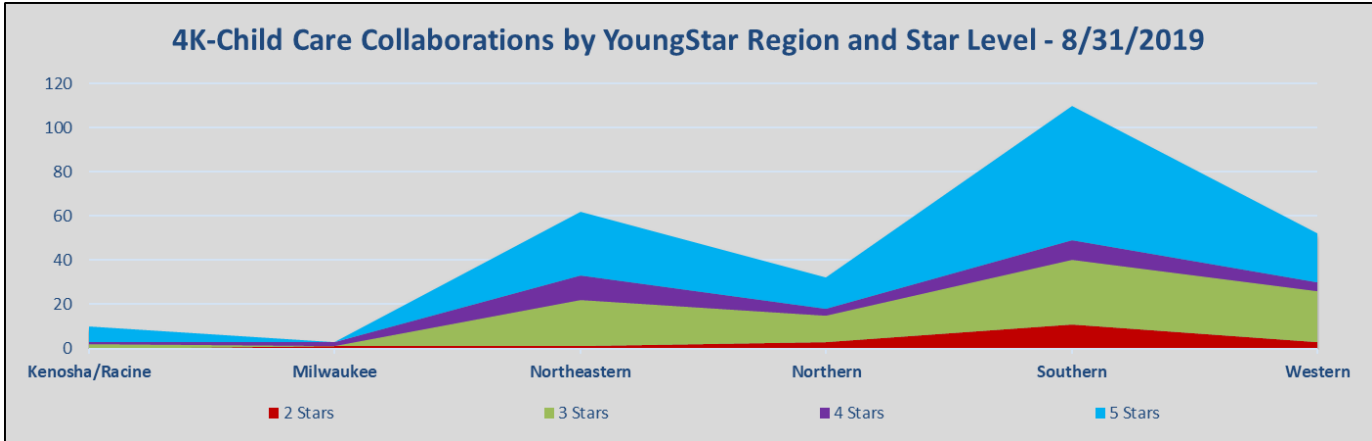
Please see <https://dcf.wisconsin.gov/youngstar/program/impact> for more details.

Data as of 8/31/2019

Region	Standalone Head Starts	Standalone Head Starts with 4K Collaborations	Head Start Child Care Partners	4K Child Care Collaborations	YoungStar Providers
Kenosha/Racine	3	2	4	10	197
Milwaukee	2	0	44	3	1172
Northeastern	34	19	6	62	601
Northern	24	8	10	32	315
Southern	39	16	13	110	910
Western	30	10	6	52	514
<b>Total</b>	<b>132</b>	<b>55</b>	<b>83</b>	<b>269</b>	<b>3709</b>



Data as of 8/31/2019



The Head Start/4K Child Care Collaboration information is based on returned surveys and all programs may not be included.