

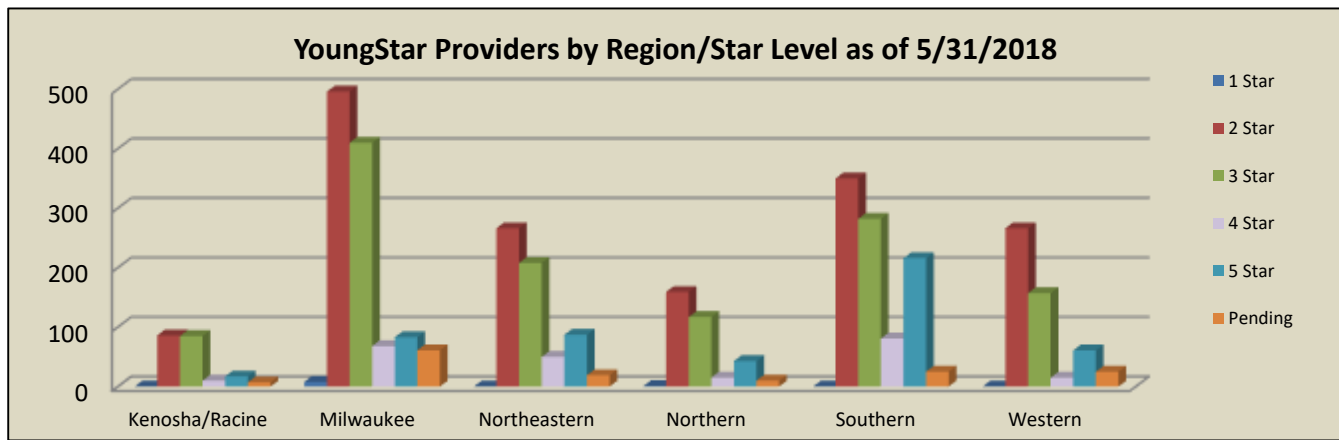
Narrative of Monthly Report May 2018

For the month of May the following are notable YoungStar statistics.

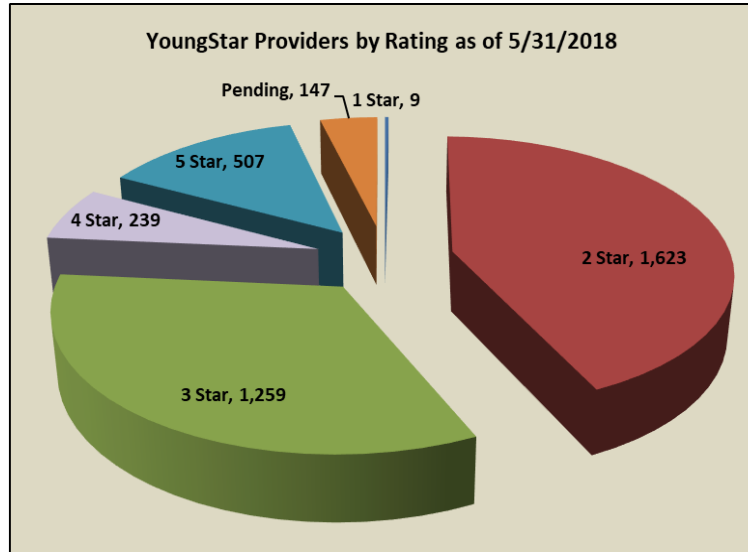
★ **Participation and Rating Composition:**

We currently have 3,784 programs participating in YoungStar. This is a decrease of 5 programs from April. The chart and graph below shows the rating composition by Region for the current month.

	1 Star	2 Star	3 Star	4 Star	5 Star	Pending	TOTAL
Kenosha/Racine	0	86	85	10	17	7	205
Milwaukee	8	496	410	68	83	61	1,126
Northeastern	0	266	208	50	87	19	630
Northern	1	159	117	15	43	10	345
Southern	0	350	282	81	216	25	954
Western	0	266	157	15	61	25	524
Total	9	1,623	1,259	239	507	147	3,784



	1 Star
Kenosha/Racine	0
Milwaukee	8
Northeastern	0
Northern	1
Southern	0
Western	0
Total	9

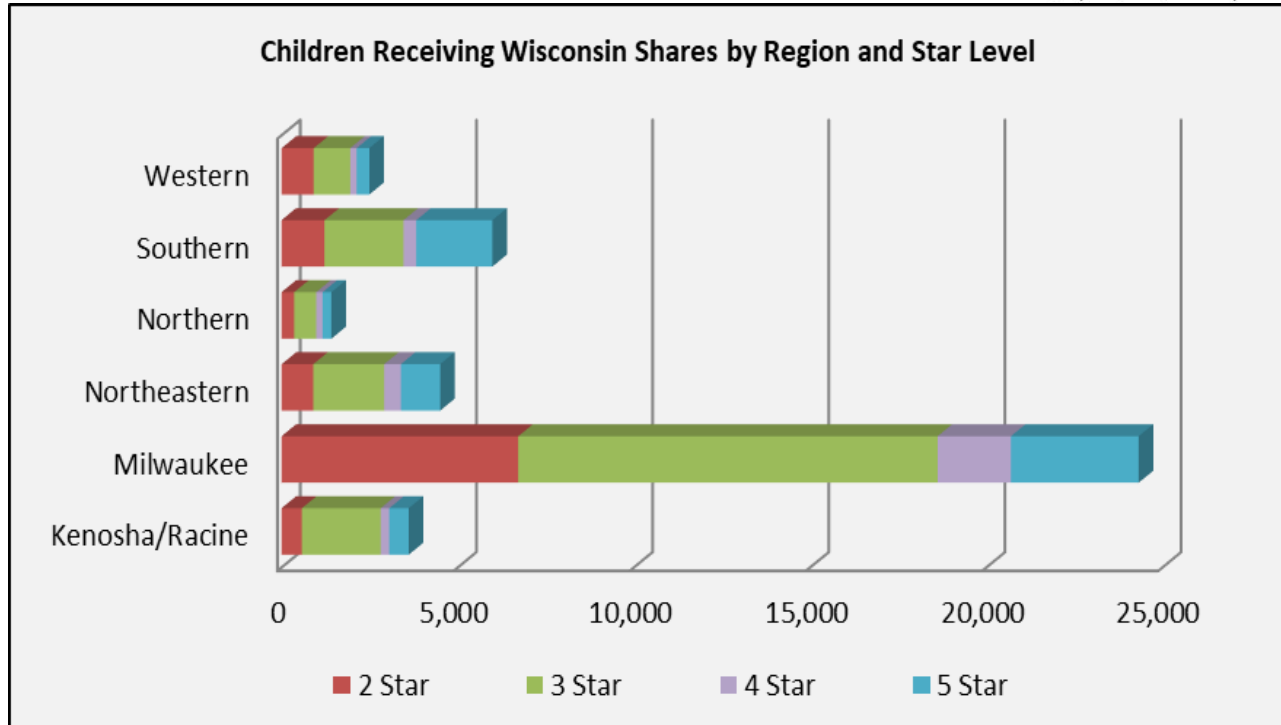


★ **Rating and Wisconsin Shares Data**

In May, the total number of programs currently rated was 3,637. There were an additional 147 programs with pending ratings. There were 2,821 programs with open Wisconsin Shares authorizations when the data was run for this report. There were 42,325 children receiving Wisconsin Shares as shown by region, age, and star level.

	2 Star	3 Star	4 Star	5 Star	Total
Kenosha/Racine	575	2,239	241	553	3,608
Milwaukee	6,717	11,904	2,078	3,625	24,324
Northeastern	900	2,013	474	1,115	4,502
Northern	359	624	181	251	1,415
Southern	1,219	2,242	362	2,161	5,984
Western	910	1,039	184	359	2,492
Total	10,680	20,061	3,520	8,064	42,325

	2 Star	3 Star	4 Star	5 Star	Total
Kenosha/Racine	575	2,239	241	553	3,608
Milwaukee	6,717	11,904	2,078	3,625	24,324
Northeastern	900	2,013	474	1,115	4,502
Northern	359	624	181	251	1,415
Southern	1,219	2,242	362	2,161	5,984
Western	910	1,039	184	359	2,492
Total	10,680	20,061	3,520	8,064	42,325



	2 Star	3 Star	4 Star	5 Star	Total
Kenosha/Racine	575	2,239	241	553	3,608
Milwaukee	6,717	11,904	2,078	3,625	24,324
Northeastern	900	2,013	474	1,115	4,502
Northern	359	624	181	251	1,415
Southern	1,219	2,242	362	2,161	5,984
Western	910	1,039	184	359	2,492
Total	10,680	20,061	3,520	8,064	42,325

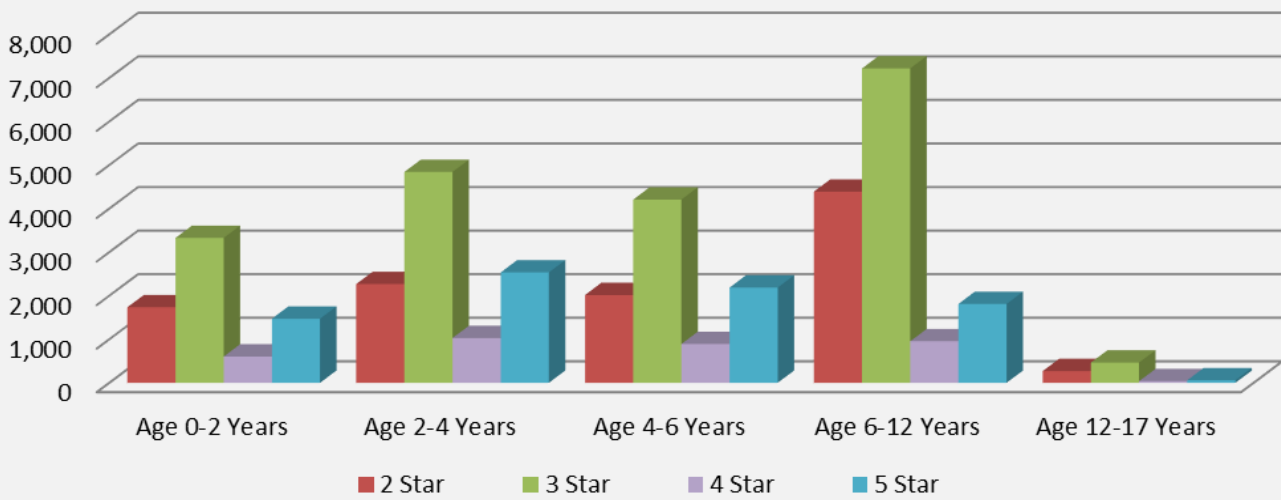
	2 Star	3 Star	4 Star	5 Star	Total
Age 0-2 Years	1,735	3,328	605	1,471	7,139
Age 2-4 Years	2,269	4,843	1,029	2,535	10,676
Age 4-6 Years	2,016	4,207	891	2,188	9,302
Age 6-12 Years	4,389	7,217	956	1,812	14,374
Age 12-17 Years	271	466	39	58	834

Data as of 5/31/2018

Total	10,680	20,061	3,520	8,064	42,325
--------------	---------------	---------------	--------------	--------------	---------------

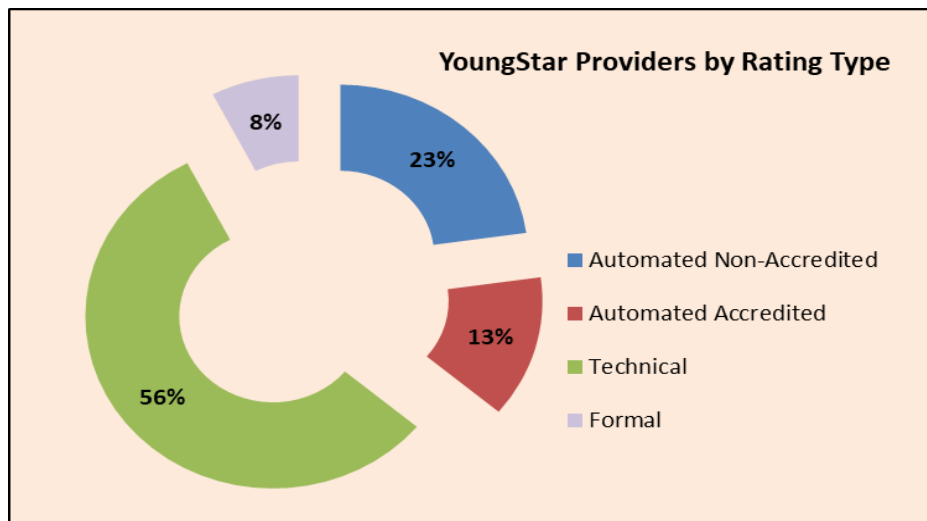
	2 Star	3 Star	4 Star	5 Star	Total
Age 0-2 Years	1,735	3,328	605	1,471	7,139
Age 2-4 Years	2,269	4,843	1,029	2,535	10,676
Age 4-6 Years	2,016	4,207	891	2,188	9,302
Age 6-12 Years	4,389	7,217	956	1,812	14,374
Age 12-17 Years	271	466	39	58	834
Total	10,680	20,061	3,520	8,064	42,325

Children Receiving Wisconsin Shares by Age and Star Level

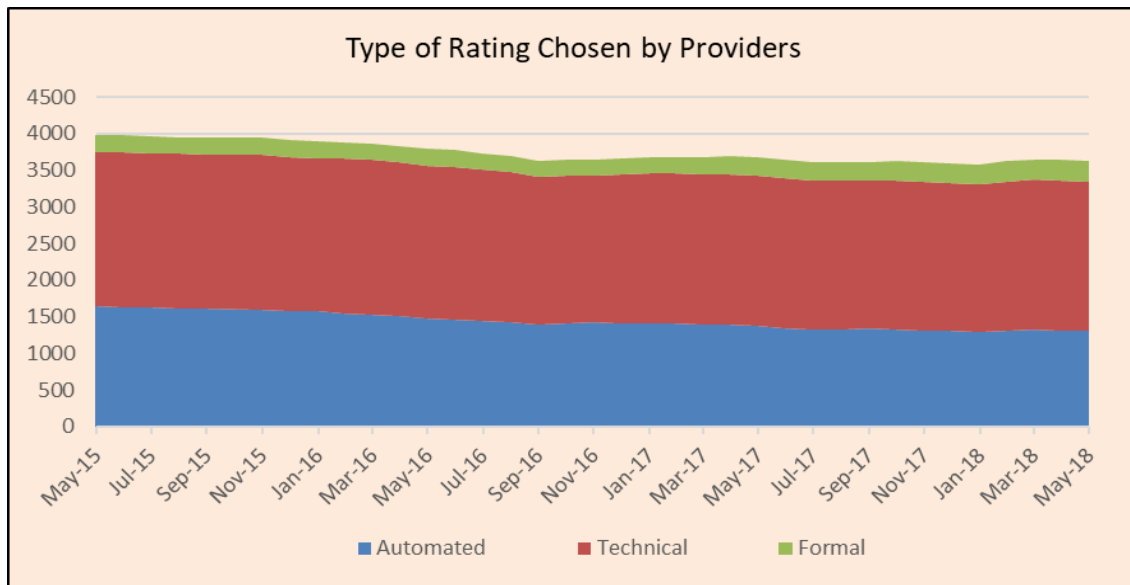


Rating History and Composition:

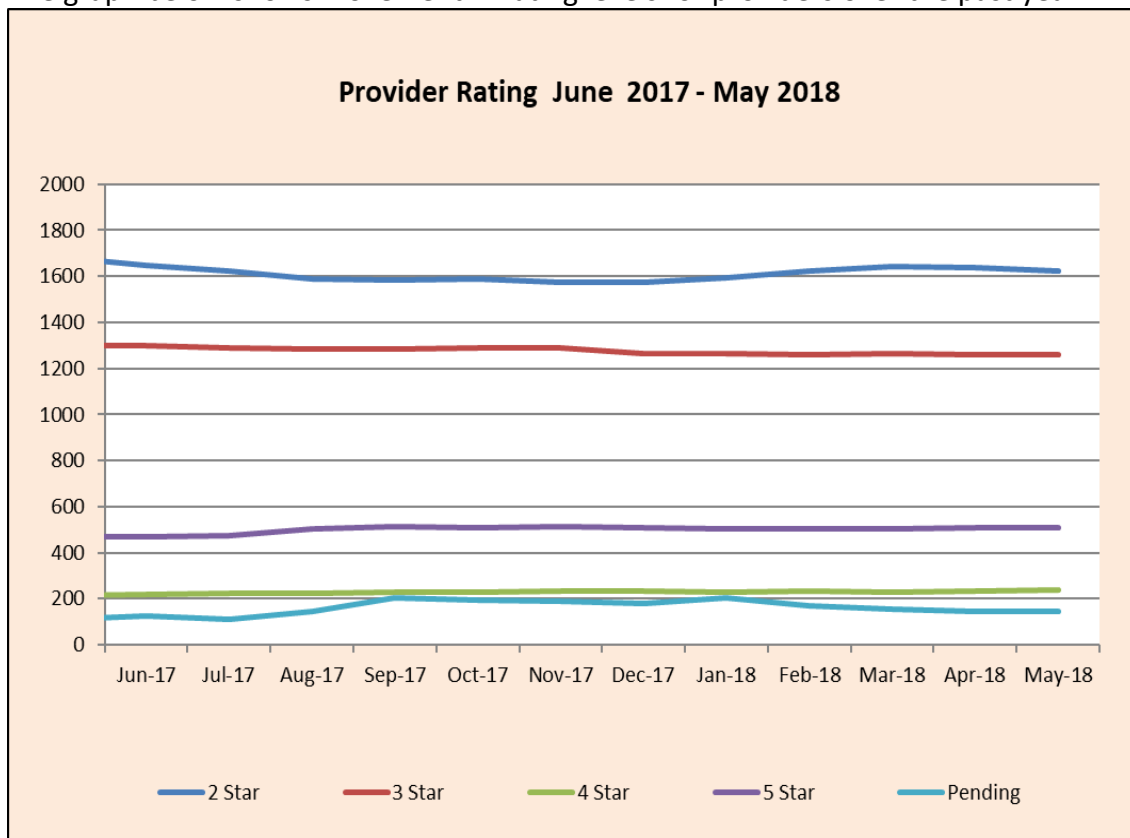
The composition of currently rated programs is shown below for May.



The graph below shows the movement in rating type chosen by providers over the past three years.

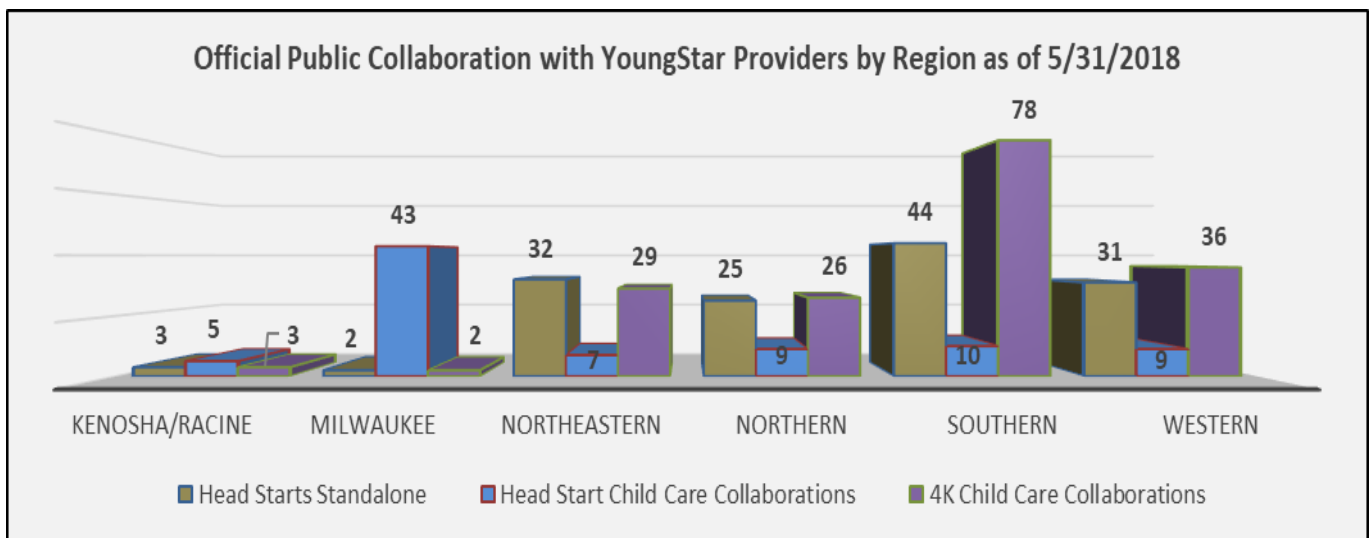


The graph below shows movement in rating levels for providers over the past year.



Please see <https://dcf.wisconsin.gov/youngstar/program/impact> for more details.

Region	Head Starts Standalone	Head Start Child Care Collaborations	4K Child Care Collaborations
Kenosha/Racine	3	5	3
Milwaukee	2	43	2
Northeastern	32	7	29
Northern	25	9	26
Southern	44	10	78
Western	31	9	36
Total	137	83	174



The Head Start/4K Child Care Collaboration information is based on returned surveys and all programs may not be included.