

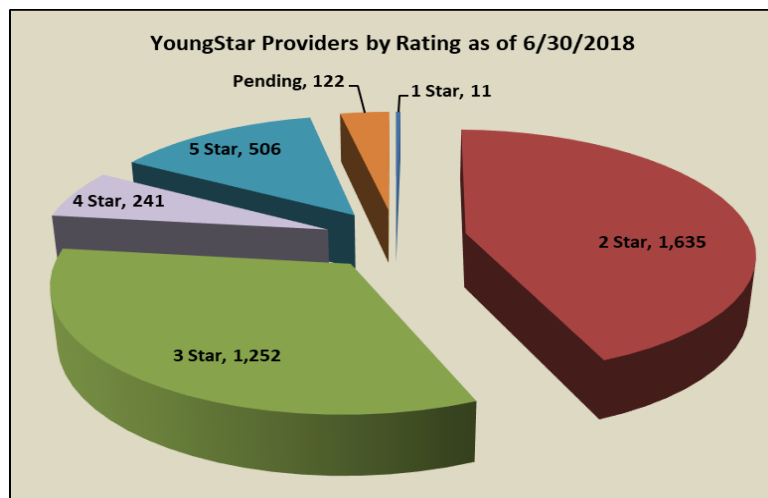
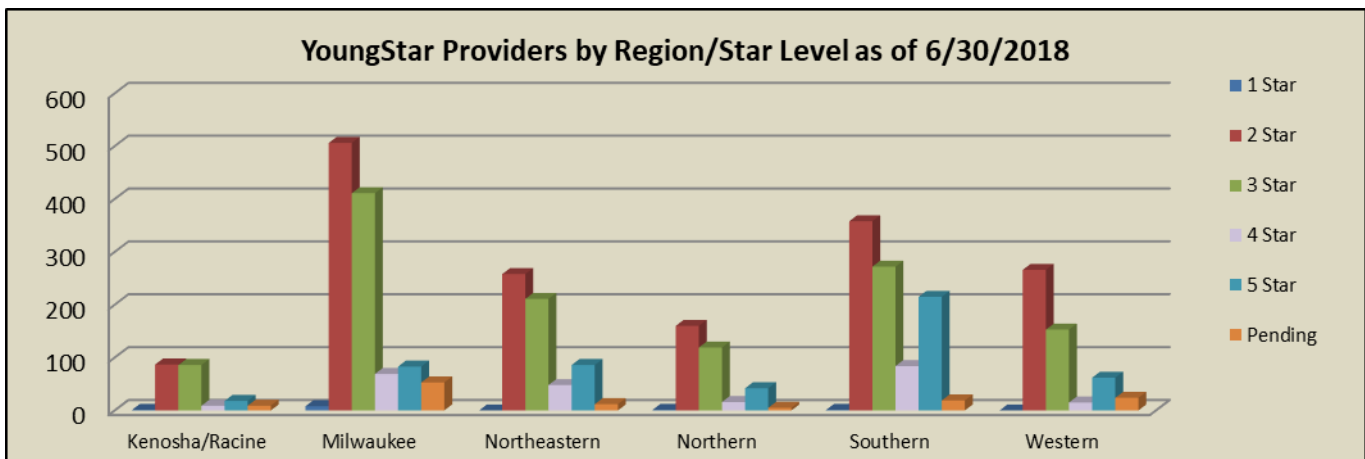
Narrative of Monthly Report June 2018

For the month of June the following are notable YoungStar statistics.

★ **Participation and Rating Composition:**

We currently have 3,767 programs participating in YoungStar. This is a decrease of 17 programs from May. The chart and graph below shows the rating composition by Region for the current month.

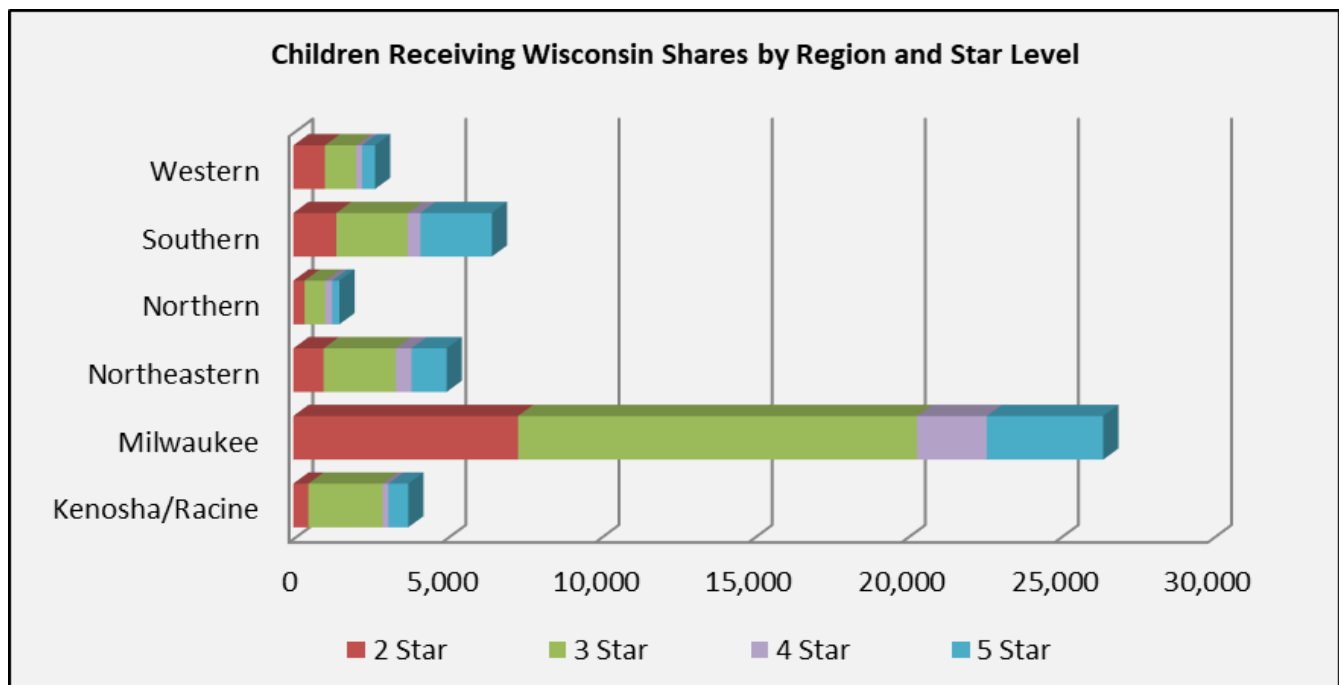
| | 1 Star | 2 Star | 3 Star | 4 Star | 5 Star | Pending | TOTAL |
|----------------|-----------|--------------|--------------|------------|------------|------------|--------------|
| Kenosha/Racine | 1 | 87 | 86 | 9 | 18 | 9 | 210 |
| Milwaukee | 8 | 506 | 411 | 69 | 83 | 53 | 1,130 |
| Northeastern | 0 | 258 | 211 | 48 | 86 | 12 | 615 |
| Northern | 1 | 160 | 119 | 16 | 42 | 5 | 343 |
| Southern | 1 | 358 | 272 | 84 | 215 | 19 | 949 |
| Western | 0 | 266 | 153 | 15 | 62 | 24 | 520 |
| Total | 11 | 1,635 | 1,252 | 241 | 506 | 122 | 3,767 |



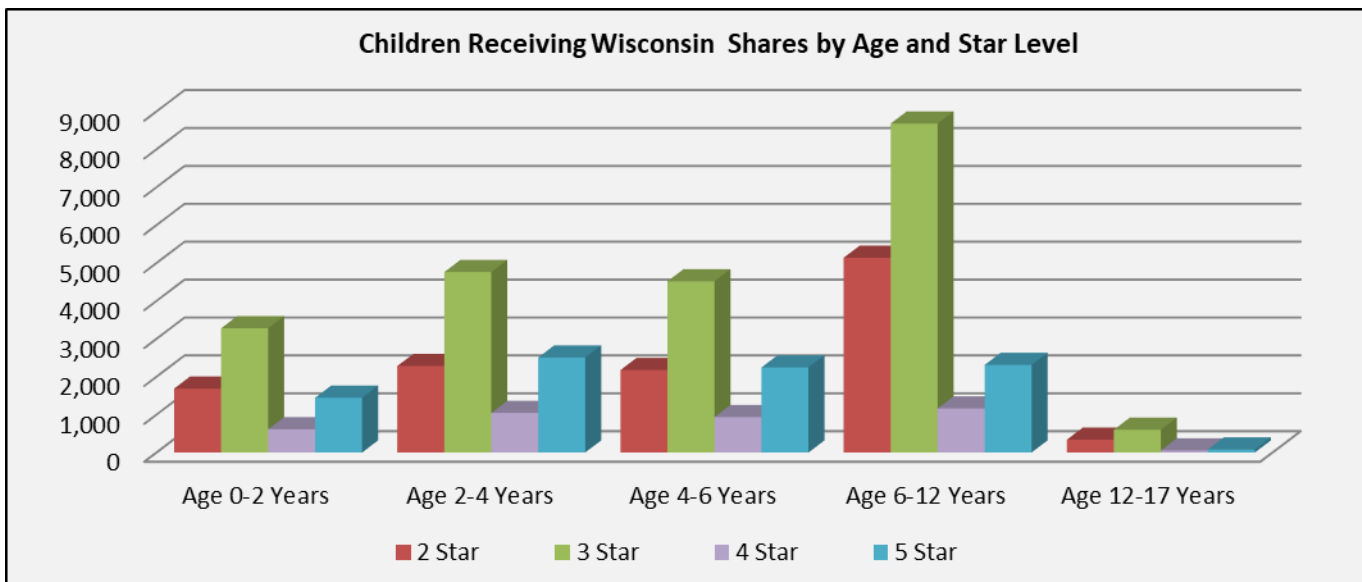
★ **Rating and Wisconsin Shares Data**

In June, the total number of programs currently rated was 3,645. There were an additional 122 programs with pending ratings. There were 2,803 programs with open Wisconsin Shares authorizations when the data was run for this report. There were 45,854 children receiving Wisconsin Shares as shown by region, age, and star level.

| | 2 Star | 3 Star | 4 Star | 5 Star | Total |
|----------------|---------------|---------------|--------------|--------------|---------------|
| Kenosha/Racine | 489 | 2,428 | 187 | 648 | 3,752 |
| Milwaukee | 7,340 | 13,025 | 2,275 | 3,802 | 26,442 |
| Northeastern | 991 | 2,356 | 513 | 1,147 | 5,007 |
| Northern | 367 | 680 | 220 | 236 | 1,503 |
| Southern | 1,405 | 2,328 | 419 | 2,330 | 6,482 |
| Western | 1,030 | 1,020 | 196 | 422 | 2,668 |
| Total | 11,622 | 21,837 | 3,810 | 8,585 | 45,854 |

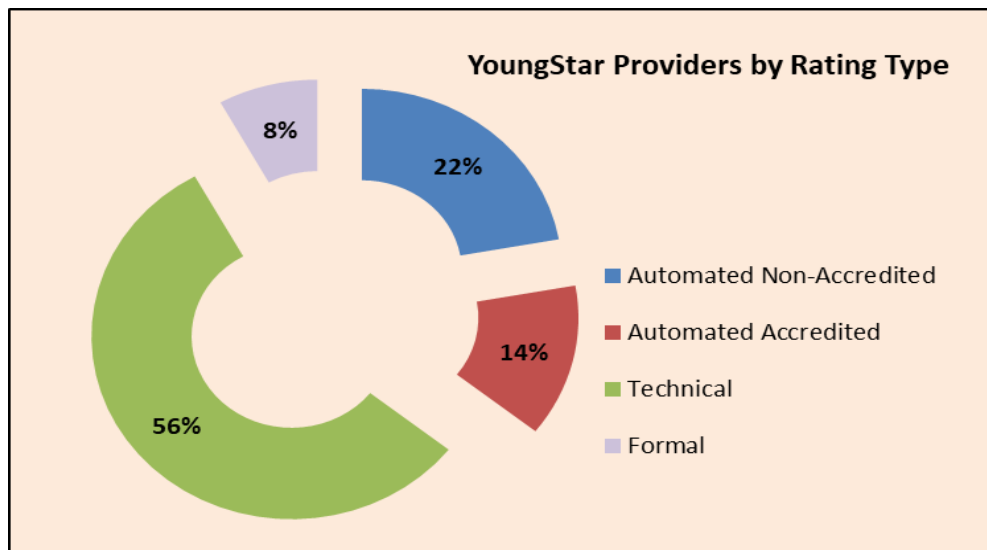


| | 2 Star | 3 Star | 4 Star | 5 Star | Total |
|-----------------|---------------|---------------|--------------|--------------|---------------|
| Age 0-2 Years | 1,688 | 3,278 | 614 | 1,444 | 7,024 |
| Age 2-4 Years | 2,281 | 4,761 | 1,044 | 2,507 | 10,593 |
| Age 4-6 Years | 2,175 | 4,518 | 934 | 2,243 | 9,870 |
| Age 6-12 Years | 5,138 | 8,678 | 1,163 | 2,312 | 17,291 |
| Age 12-17 Years | 340 | 602 | 55 | 79 | 1,076 |
| Total | 11,622 | 21,837 | 3,810 | 8,585 | 45,854 |

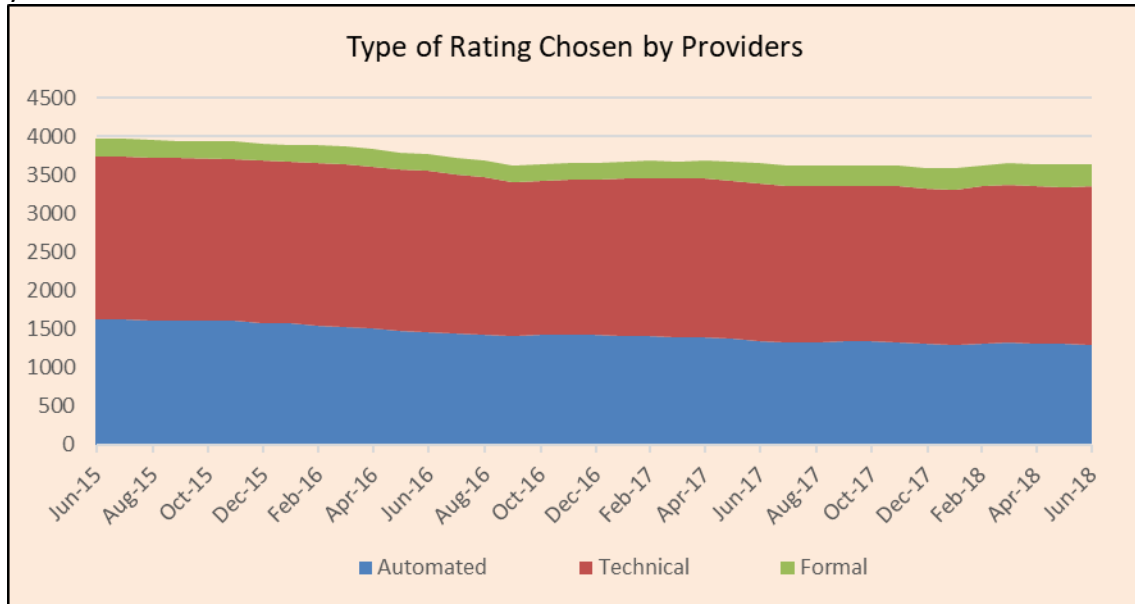


Rating History and Composition:

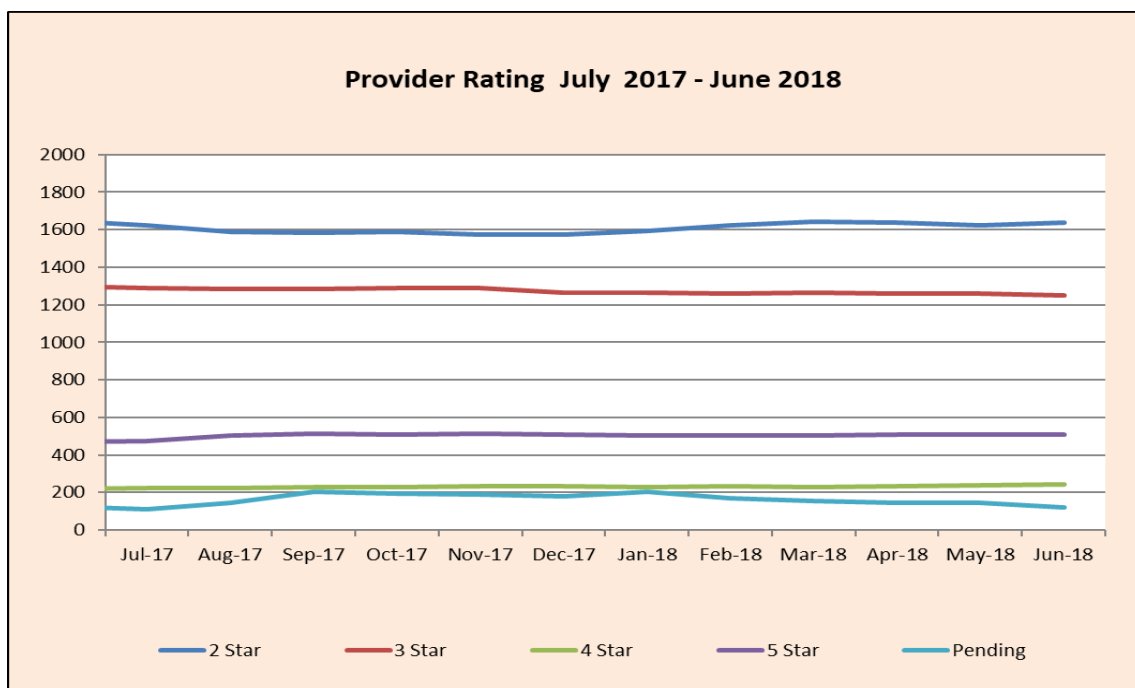
The composition of currently rated programs is shown below for June.



The graph below shows the movement in rating type chosen by providers over the past three years.

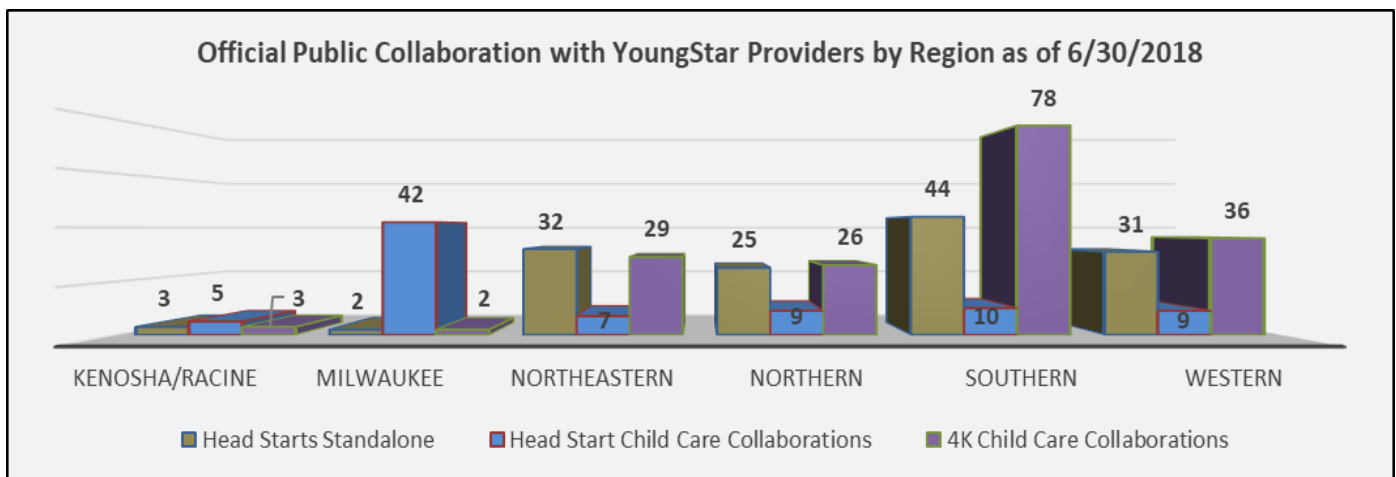


The graph below shows movement in rating levels for providers over the past year.



Please see <https://dcf.wisconsin.gov/youngstar/program/impact> for more details.

| Region | Head Starts Standalone | Head Start Child Care Collaborations | 4K Child Care Collaborations |
|----------------|------------------------|--------------------------------------|------------------------------|
| Kenosha/Racine | 3 | 5 | 3 |
| Milwaukee | 2 | 42 | 2 |
| Northeastern | 32 | 7 | 29 |
| Northern | 25 | 9 | 26 |
| Southern | 44 | 10 | 78 |
| Western | 31 | 9 | 36 |
| Total | 137 | 82 | 174 |



The Head Start/4K Child Care Collaboration information is based on returned surveys and all programs may not be included.