

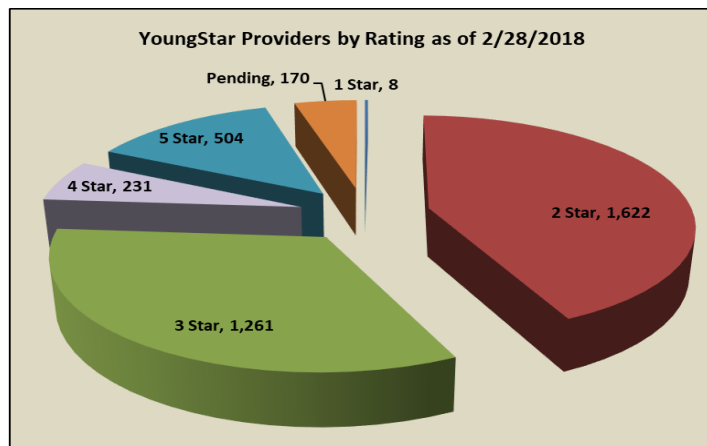
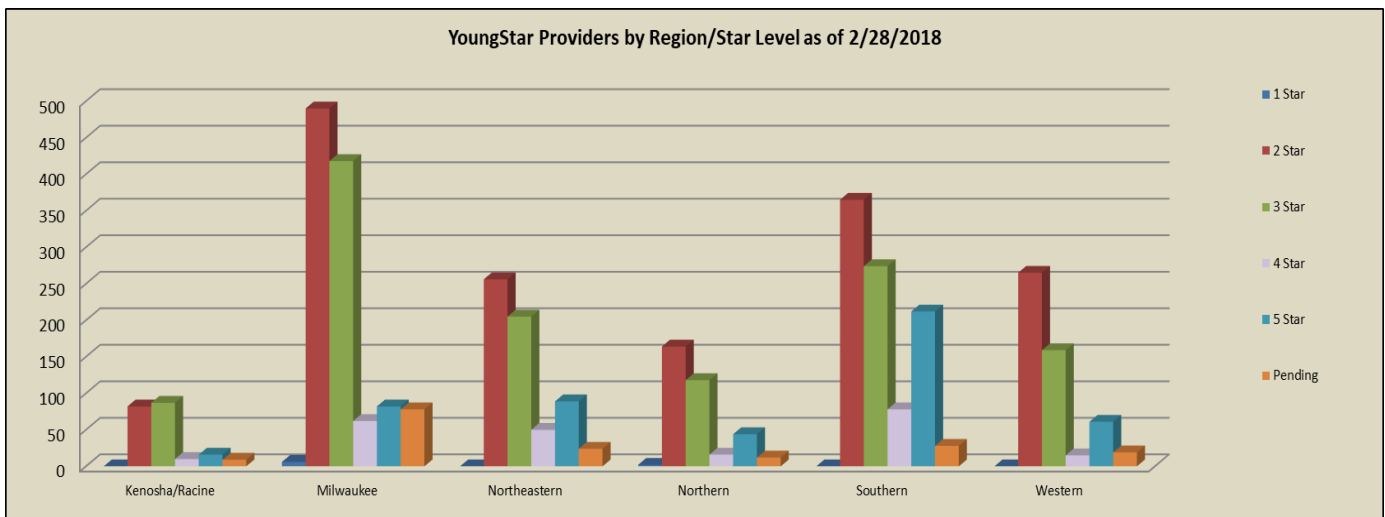
Narrative of Monthly Report February 2018

For the month of February the following are notable YoungStar statistics.

★ **Participation and Rating Composition:**

We currently have 3,796 programs participating in YoungStar. This is a decrease of 5 programs from January. The chart and graph below shows the rating composition by Region for the current month.

	1 Star	2 Star	3 Star	4 Star	5 Star	Pending	TOTAL
Kenosha/Racine	0	82	87	10	16	9	204
Milwaukee	6	490	418	62	82	78	1,136
Northeastern	0	256	205	50	89	24	624
Northern	2	164	118	16	44	12	356
Southern	0	365	274	78	212	28	957
Western	0	265	159	15	61	19	519
Total	8	1,622	1,261	231	504	170	3,796

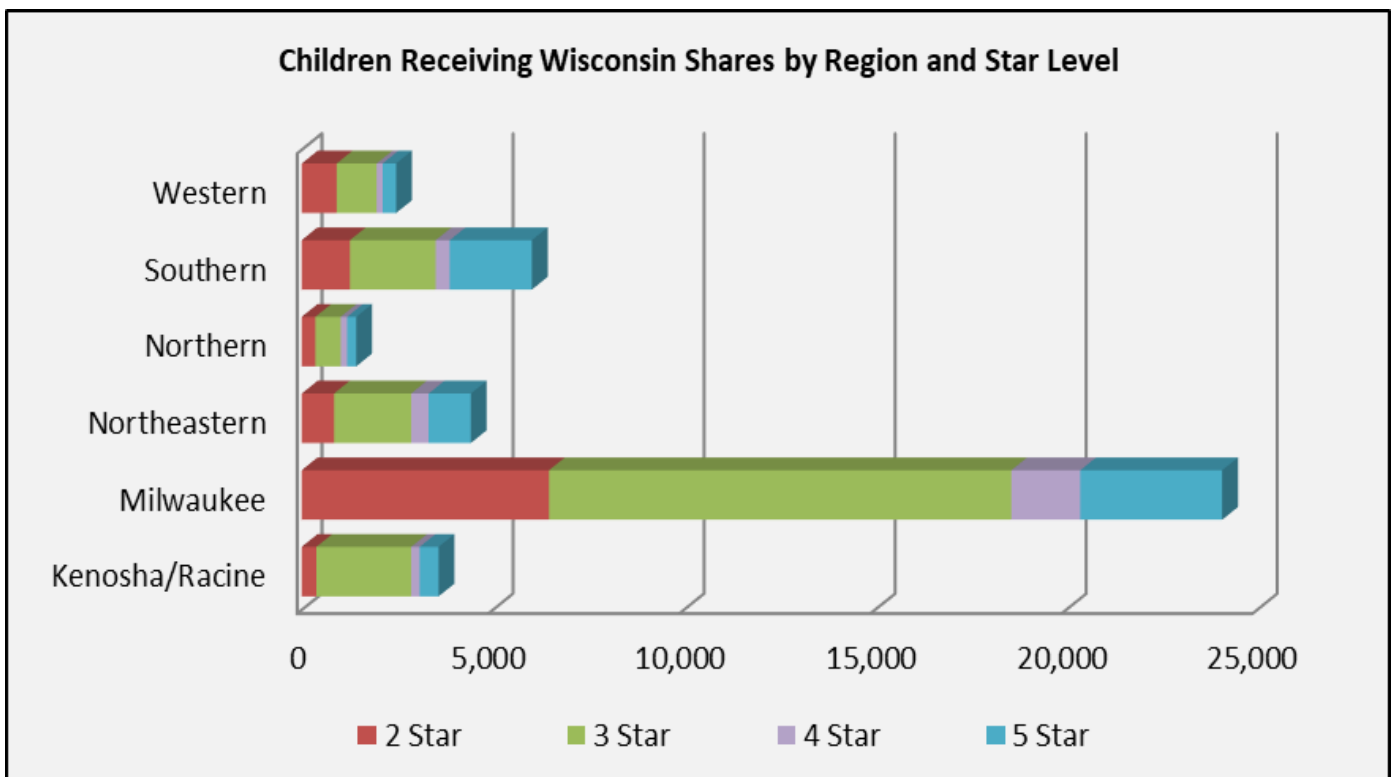


Data as of 2/28/2018

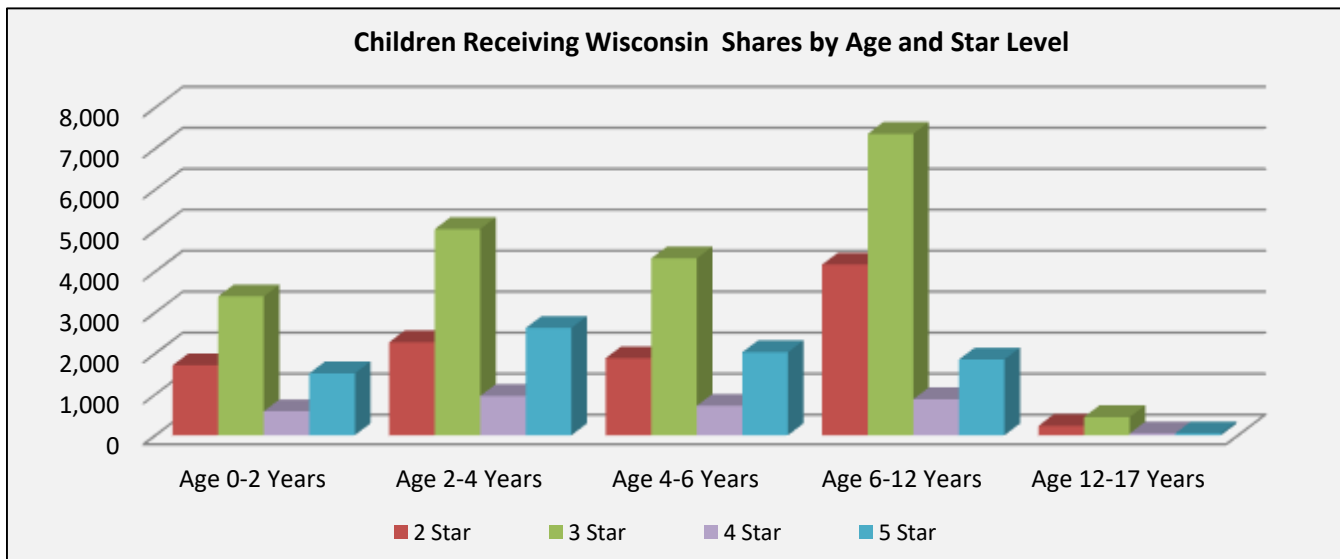
★ **Rating and Wisconsin Shares Data**

In February, the total number of programs currently rated was 3,626. There were an additional 170 programs with pending ratings. There were 2,833 programs with open Wisconsin Shares authorizations when the data was run for this report. There were 42,022 children receiving Wisconsin Shares as shown by region, age, and star level.

	2 Star	3 Star	4 Star	5 Star	Total
Kenosha/Racine	386	2,478	225	494	3,583
Milwaukee	6,475	12,095	1,806	3,712	24,088
Northeastern	848	2,015	459	1,104	4,426
Northern	360	660	170	238	1,428
Southern	1,264	2,242	369	2,150	6,025
Western	917	1,044	158	353	2,472
Total	10,250	20,534	3,187	8,051	42,022

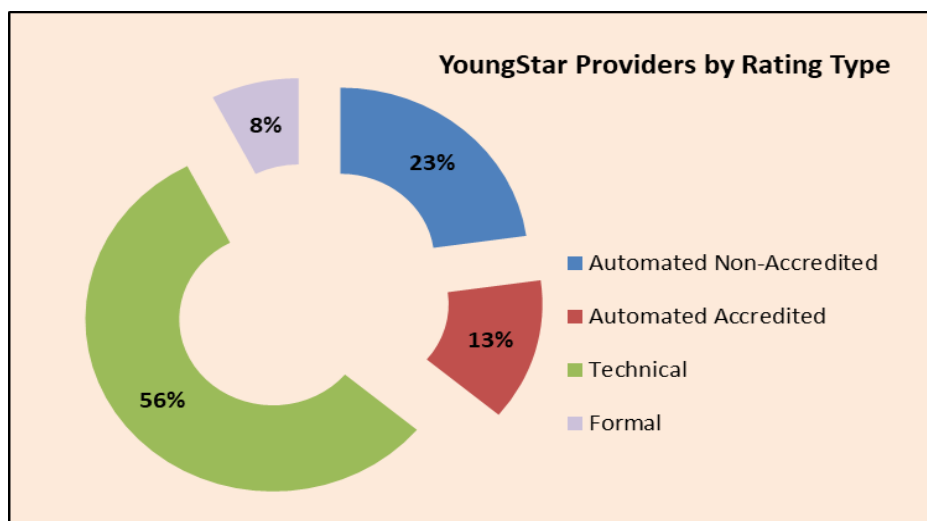


	2 Star	3 Star	4 Star	5 Star	Total
Age 0-2 Years	1,708	3,388	586	1,512	7,194
Age 2-4 Years	2,270	5,032	957	2,619	10,878
Age 4-6 Years	1,878	4,316	718	2,026	8,938
Age 6-12 Years	4,165	7,354	880	1,848	14,247
Age 12-17 Years	229	444	46	46	765
Total	10,250	20,534	3,187	8,051	42,022

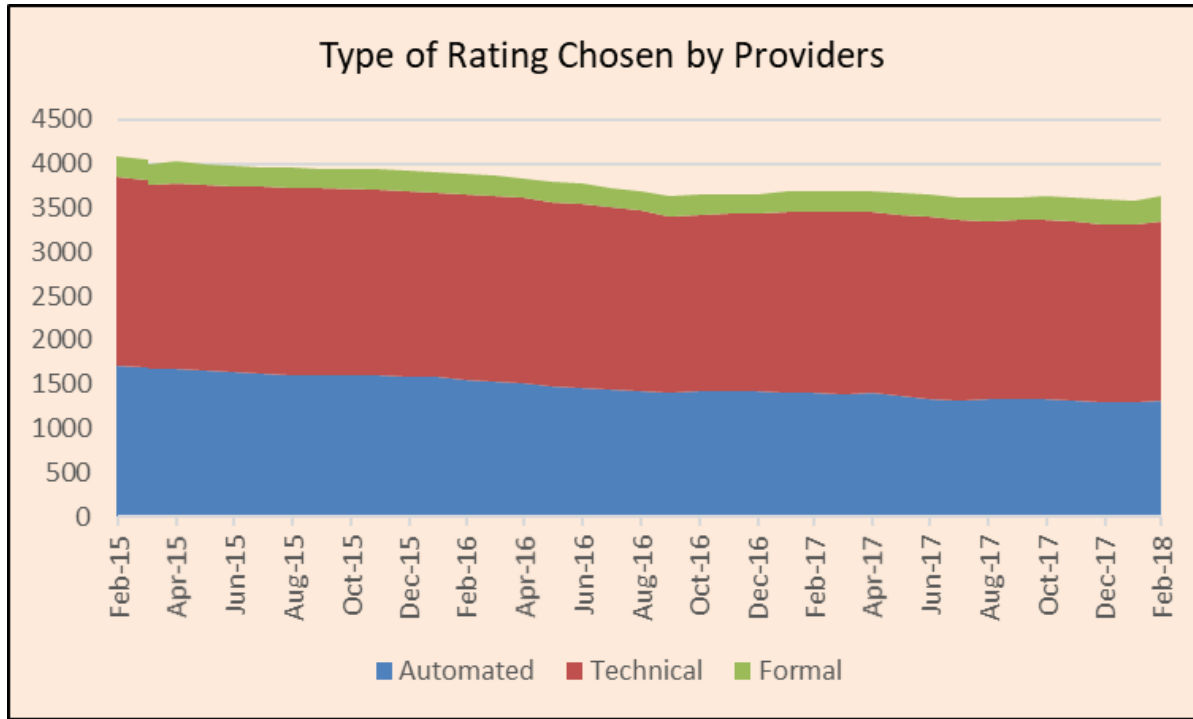


Rating History and Composition:

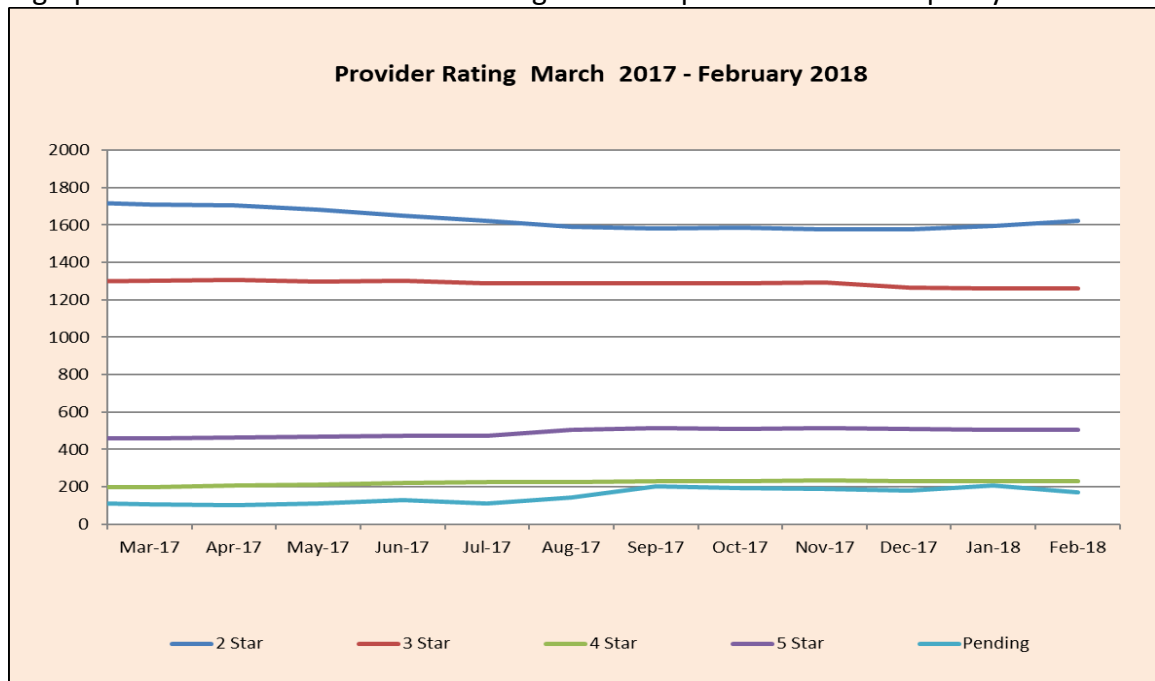
The composition of currently rated programs is shown below for February.



The graph below shows the movement in rating type chosen by providers over the past three years.



The graph below shows movement in rating levels for providers over the past year.



Please see <https://dcf.wisconsin.gov/youngstar/program/impact> for more details.

Region	Standalone Head Starts	Head Start and Child Care Partners	4K and Child Care Collaborations	Total Childcare Collaborations
Kenosha/Racine	3	5	3	8
Milwaukee	3	42	2	44
Northeastern	34	5	28	33
Northern	25	9	25	34
Southern	44	11	75	86
Western	31	7	34	41
Total	140	79	167	246

