

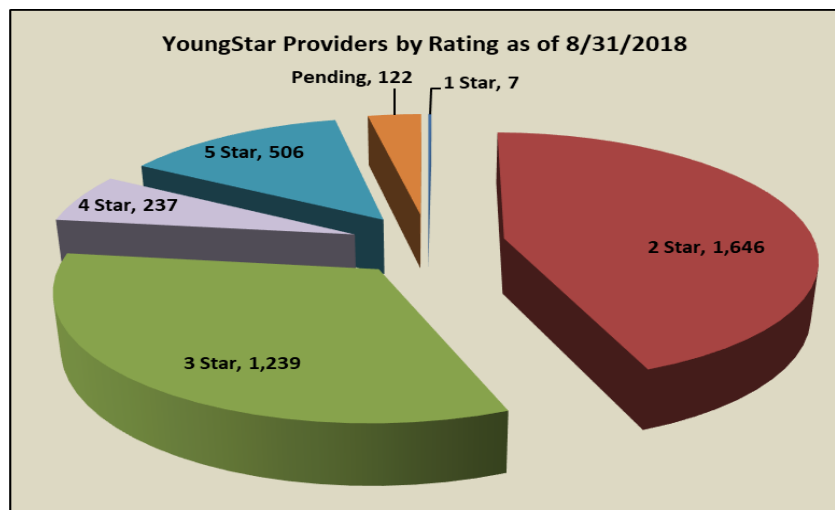
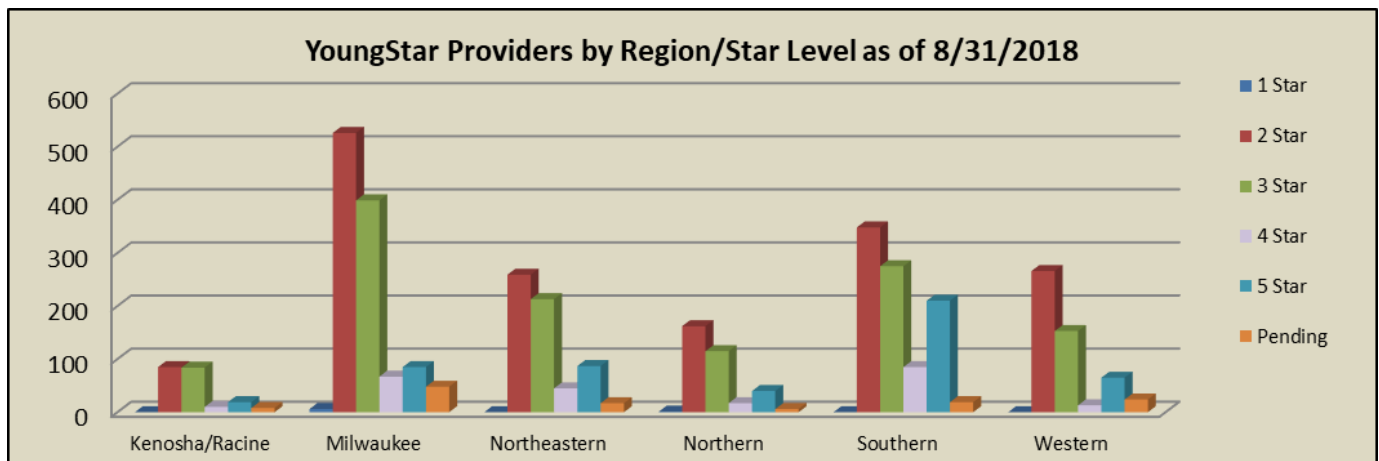
Narrative of Monthly Report August 2018

For the month of August the following are notable YoungStar statistics.

★ **Participation and Rating Composition:**

We currently have 3,757 programs participating in YoungStar. This is a decrease of seven programs from July. The chart and graph below shows the rating composition by Region for the current month.

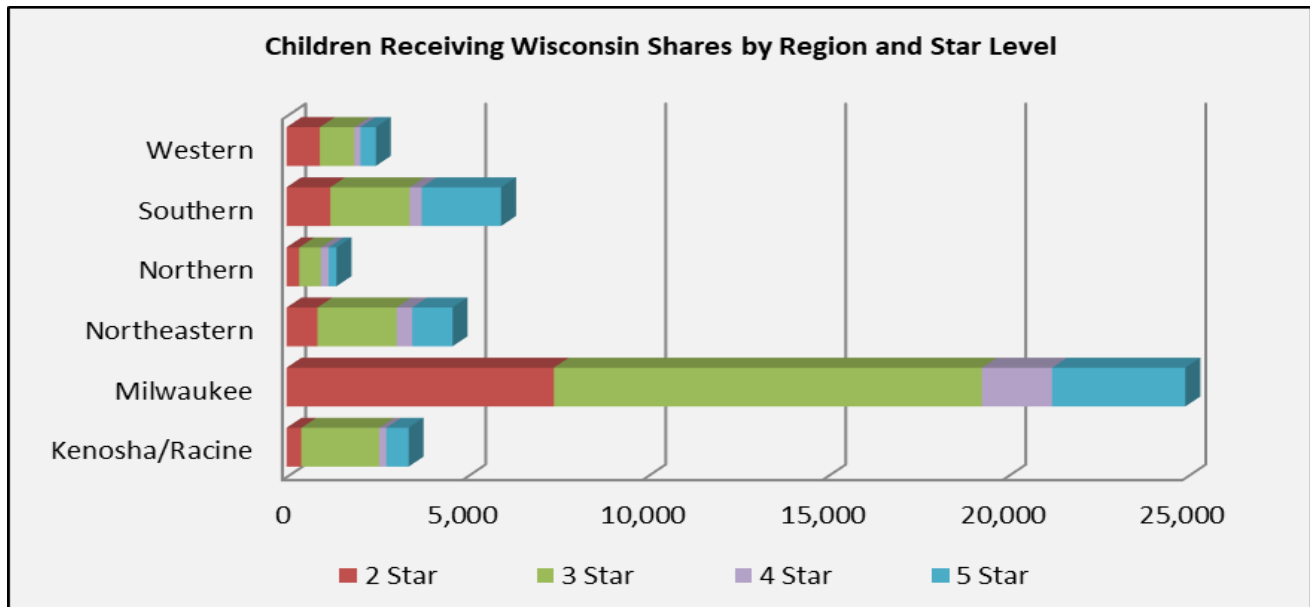
	1 Star	2 Star	3 Star	4 Star	5 Star	Pending	TOTAL
Kenosha/Racine	0	85	84	10	19	8	206
Milwaukee	6	526	399	67	85	48	1,131
Northeastern	0	259	213	45	87	17	621
Northern	1	162	115	17	40	6	341
Southern	0	348	275	85	210	19	937
Western	0	266	153	13	65	24	521
Total	7	1,646	1,239	237	506	122	3,757



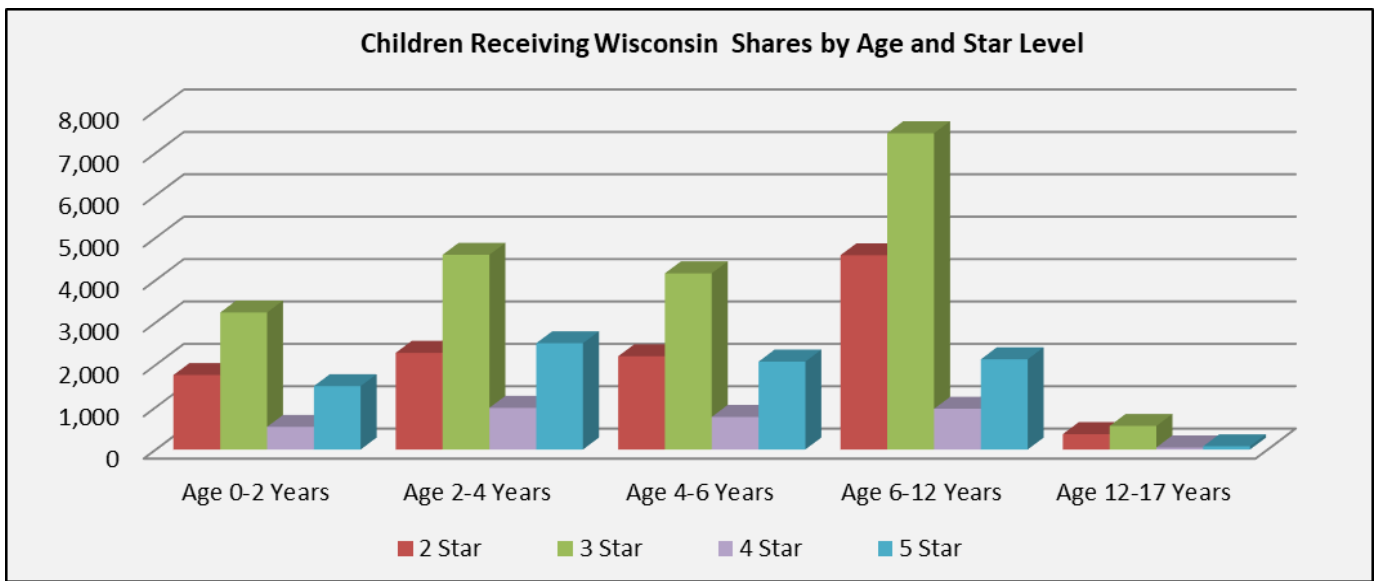
★ **Rating and Wisconsin Shares Data**

In August, the total number of programs currently rated was 3,635. There were an additional 122 programs with pending ratings. There were 2,556 programs with open Wisconsin Shares authorizations when the data was run for this report. There were 42,789 children receiving Wisconsin Shares as shown by region, age, and star level.

	2 Star	3 Star	4 Star	5 Star	Total
Kenosha/Racine	410	2,163	201	618	3,392
Milwaukee	7,425	11,889	1,945	3,701	24,960
Northeastern	861	2,195	433	1,122	4,611
Northern	353	599	220	215	1,387
Southern	1,215	2,204	335	2,204	5,958
Western	926	959	167	429	2,481
Total	11,190	20,009	3,301	8,289	42,789

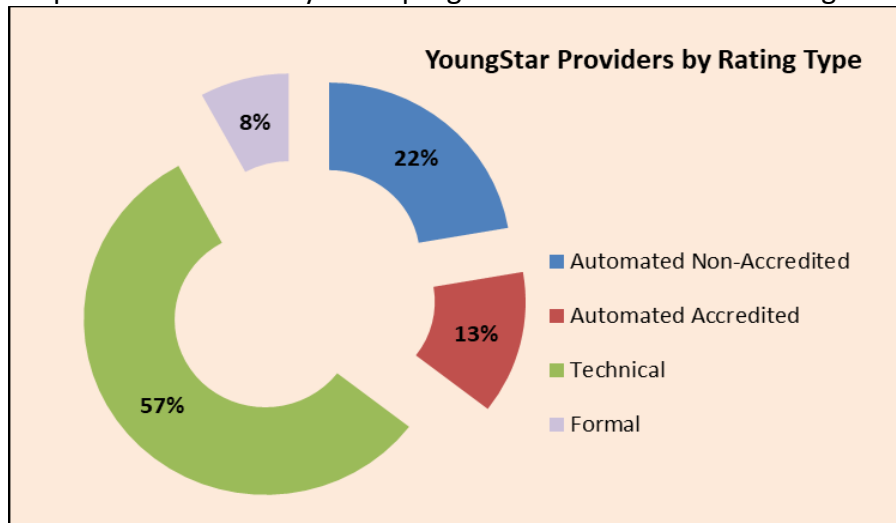


	2 Star	3 Star	4 Star	5 Star	Total
Age 0-2 Years	1,759	3,233	535	1,497	7,024
Age 2-4 Years	2,282	4,596	984	2,510	10,372
Age 4-6 Years	2,200	4,158	770	2,075	9,203
Age 6-12 Years	4,585	7,464	962	2,129	15,140
Age 12-17 Years	364	558	50	78	1,050
Total	11,190	20,009	3,301	8,289	42,789

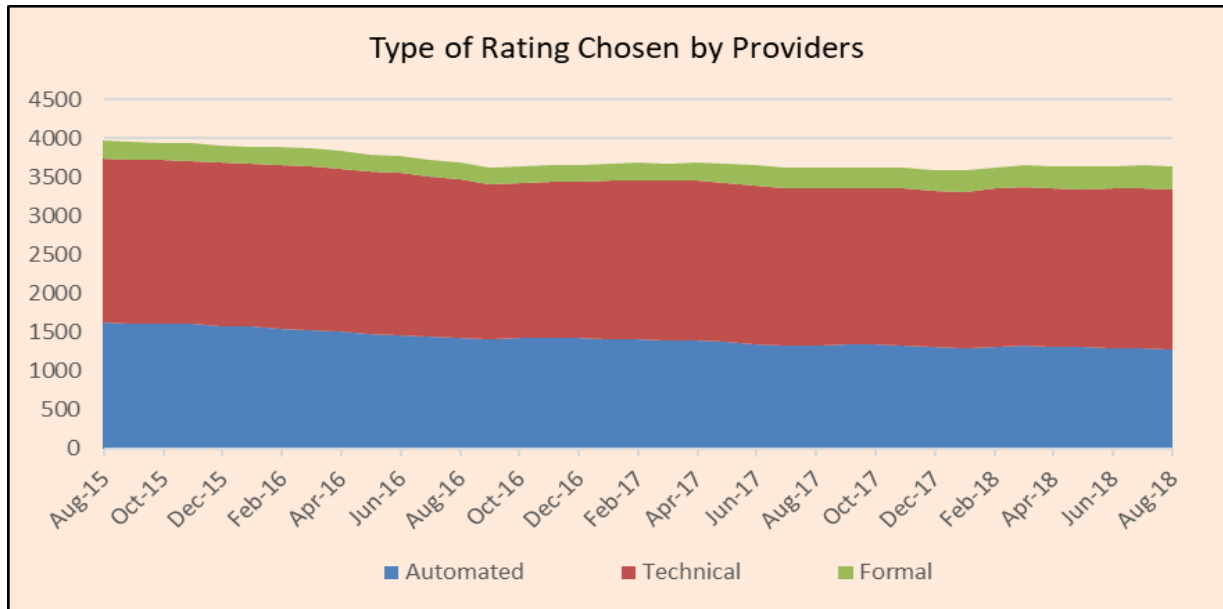


Rating History and Composition:

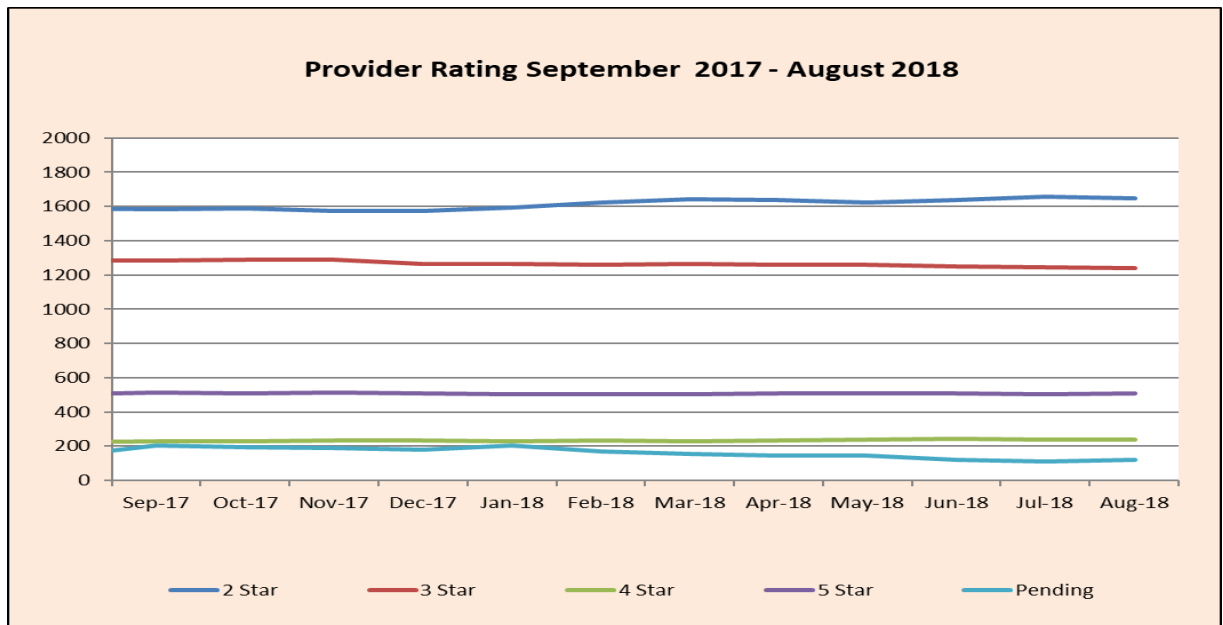
The composition of currently rated programs is shown below for August.



The graph below shows the movement in rating type chosen by providers over the past three years.

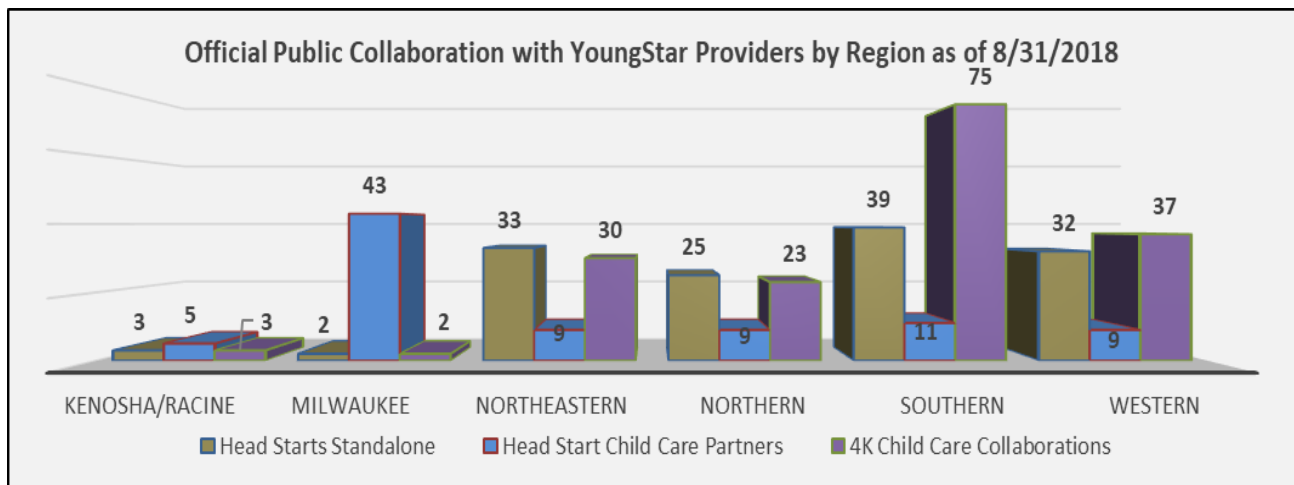


The graph below shows movement in rating levels for providers over the past year.



Please see <https://dcf.wisconsin.gov/youngstar/program/impact> for more details.

Region	Head Starts Standalone	Head Start Child Care Partners	4K Child Care Collaborations	YoungStar Providers
Kenosha/Racine	3	5	3	206
Milwaukee	2	43	2	1131
Northeastern	33	9	30	621
Northern	25	9	23	341
Southern	39	11	75	937
Western	32	9	37	521
Total	134	86	170	3757



The Head Start/4K Child Care Collaboration information is based on returned surveys and all programs may not be included.