

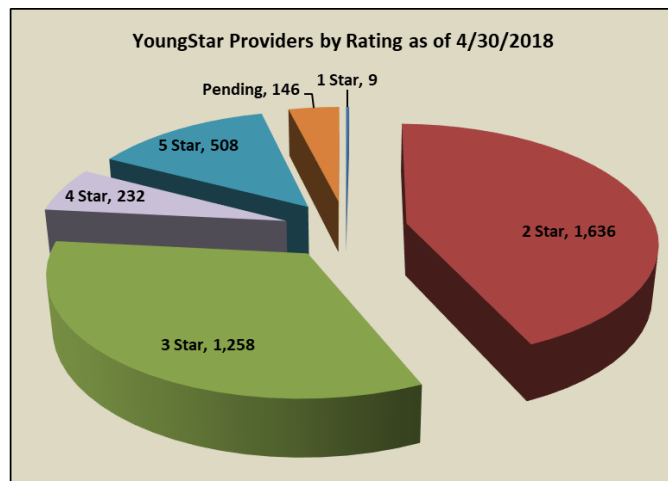
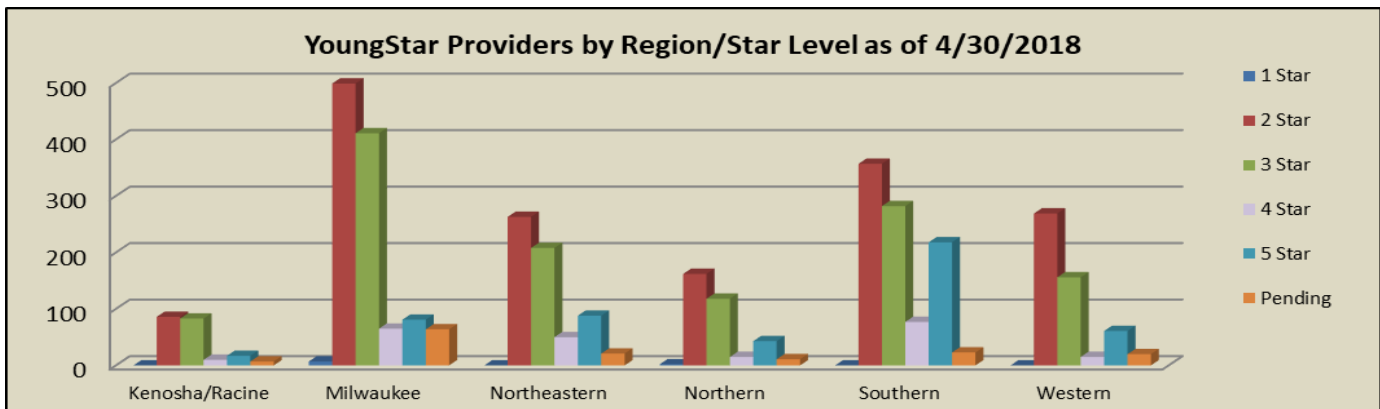
## Narrative of Monthly Report April 2018

For the month of April the following are notable YoungStar statistics.

★ **Participation and Rating Composition:**

We currently have 3,789 programs participating in YoungStar. This is a decrease of 14 programs from March. The chart and graph below shows the rating composition by Region for the current month.

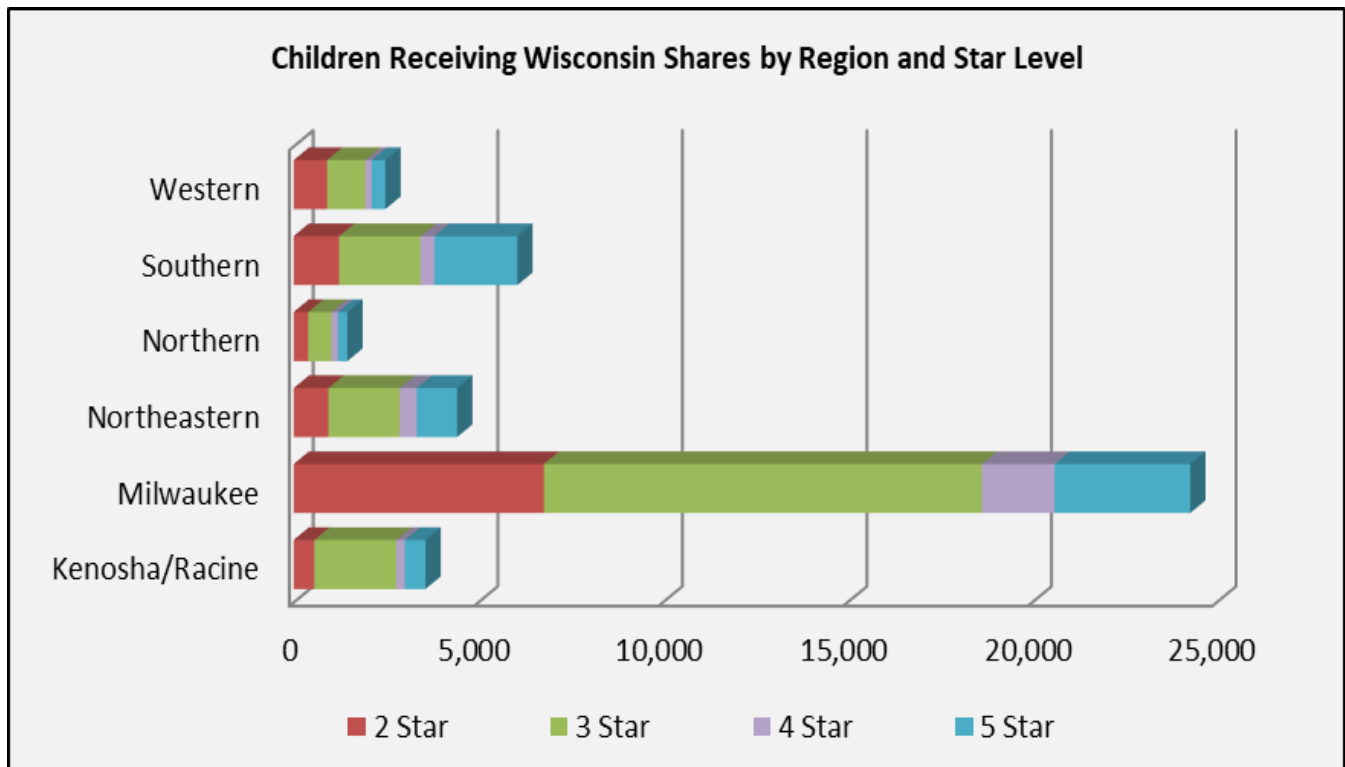
	1 Star	2 Star	3 Star	4 Star	5 Star	Pending	TOTAL
Kenosha/Racine	0	86	83	10	17	7	203
Milwaukee	7	499	411	65	81	64	1,127
Northeastern	0	263	208	50	88	21	630
Northern	2	162	118	15	43	11	351
Southern	0	357	282	77	218	23	957
Western	0	269	156	15	61	20	521
<b>Total</b>	<b>9</b>	<b>1,636</b>	<b>1,258</b>	<b>232</b>	<b>508</b>	<b>146</b>	<b>3,789</b>



★ **Rating and Wisconsin Shares Data**

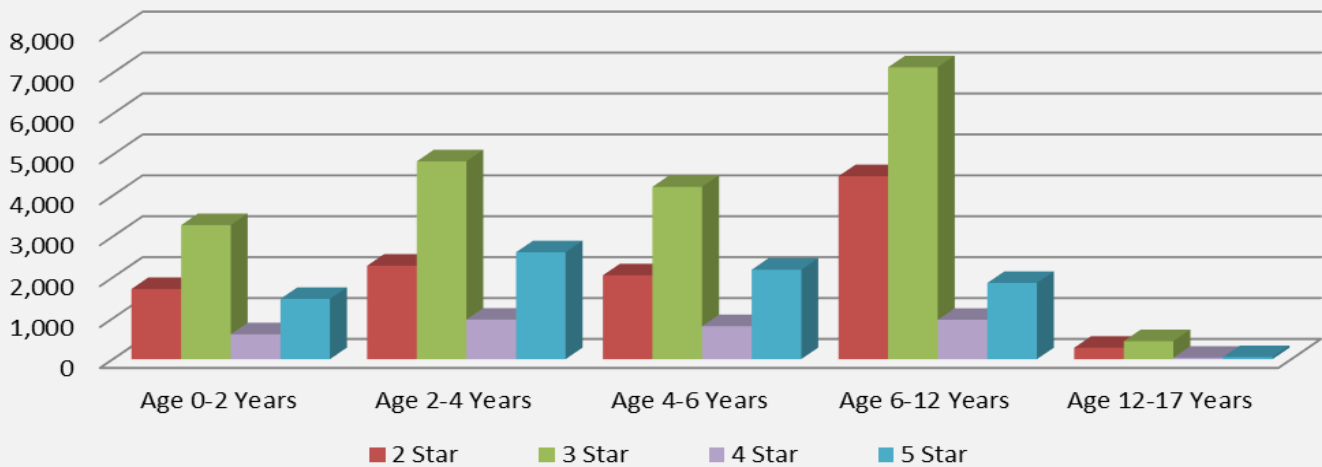
In April, the total number of programs currently rated was 3,643. There were an additional 146 programs with pending ratings. There were 2,822 programs with open Wisconsin Shares authorizations when the data was run for this report. There were 42,282 children receiving Wisconsin Shares as shown by region, age, and star level.

	2 Star	3 Star	4 Star	5 Star	Total
Kenosha/Racine	559	2,224	228	562	3,573
Milwaukee	6,777	11,865	1,971	3,671	24,284
Northeastern	940	1,932	464	1,091	4,427
Northern	392	634	176	254	1,456
Southern	1,233	2,208	371	2,247	6,059
Western	905	1,040	172	366	2,483
<b>Total</b>	<b>10,806</b>	<b>19,903</b>	<b>3,382</b>	<b>8,191</b>	<b>42,282</b>



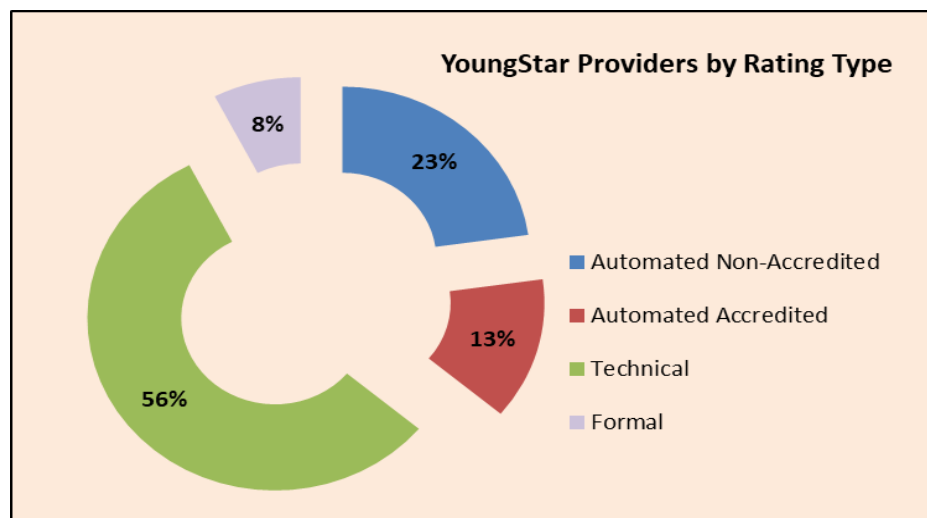
	2 Star	3 Star	4 Star	5 Star	Total
Age 0-2 Years	1,717	3,277	608	1,474	7,076
Age 2-4 Years	2,286	4,837	968	2,614	10,705
Age 4-6 Years	2,050	4,214	807	2,188	9,259
Age 6-12 Years	4,473	7,135	963	1,864	14,435
Age 12-17 Years	280	440	36	51	807
<b>Total</b>	<b>10,806</b>	<b>19,903</b>	<b>3,382</b>	<b>8,191</b>	<b>42,282</b>

Children Receiving Wisconsin Shares by Age and Star Level

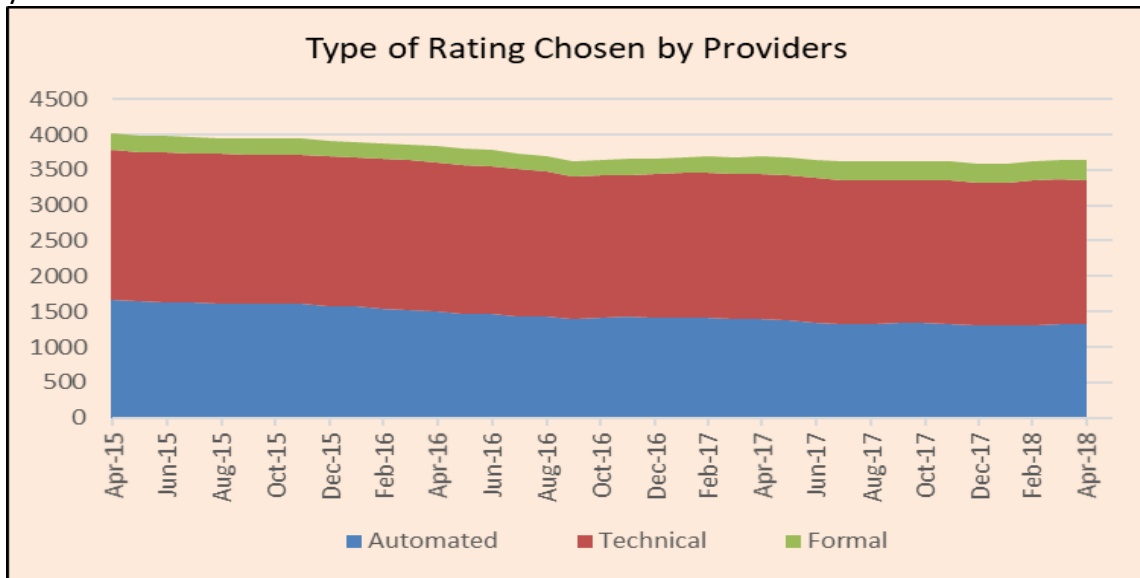


### Rating History and Composition:

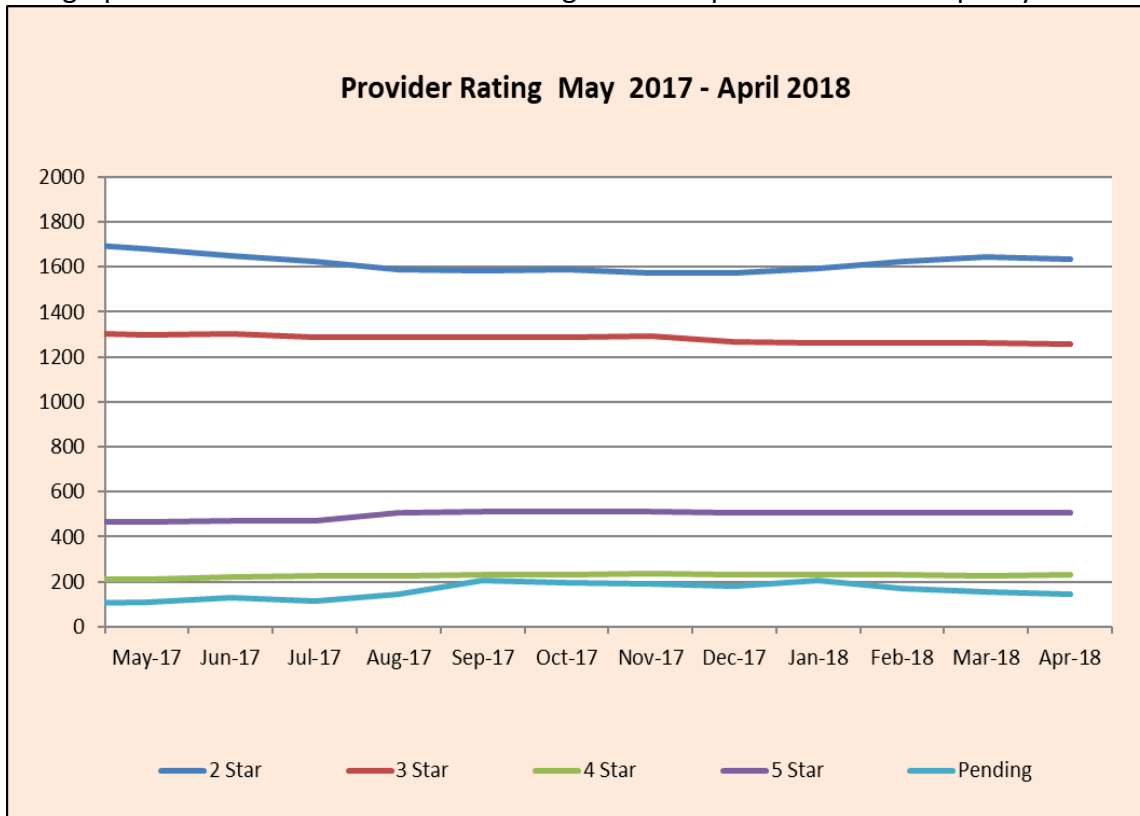
The composition of currently rated programs is shown below for April.



The graph below shows the movement in rating type chosen by providers over the past three years.

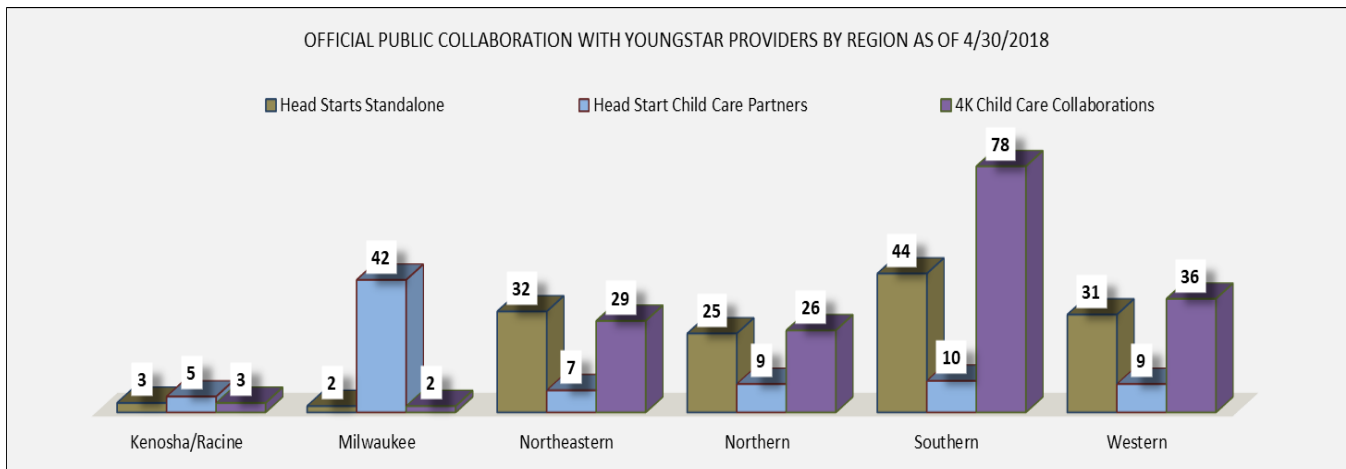


The graph below shows movement in rating levels for providers over the past year.



Please see <https://dcf.wisconsin.gov/youngstar/program/impact> for more details.

Region	Head Starts Standalone	Head Start Child Care Partners	4K Child Care Collaborations
Kenosha/Racine	3	5	3
Milwaukee	2	42	2
Northeastern	32	7	29
Northern	25	9	26
Southern	44	10	78
Western	31	9	36
<b>Total</b>	<b>137</b>	<b>82</b>	<b>174</b>



The Head Start/4K Child Care Collaboration information is based on returned surveys and all programs may not yet be included.