

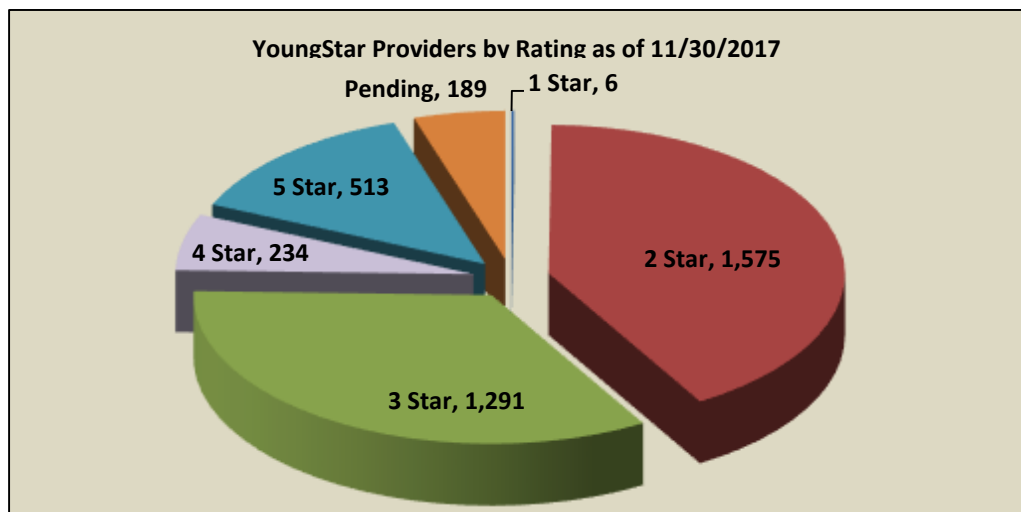
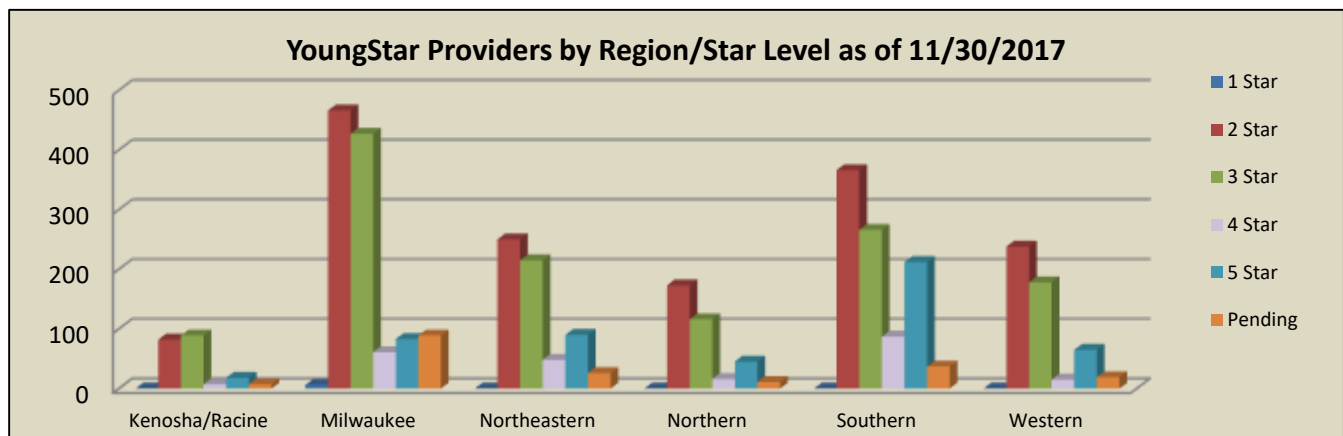
Narrative of Monthly Report November 2017

For the month of November the following are notable YoungStar statistics.

★ **Participation and Rating Composition:**

We currently have 3808 programs participating in YoungStar. This is a decrease of 12 programs from October. The chart and graph below shows the rating composition by Region for the current month.

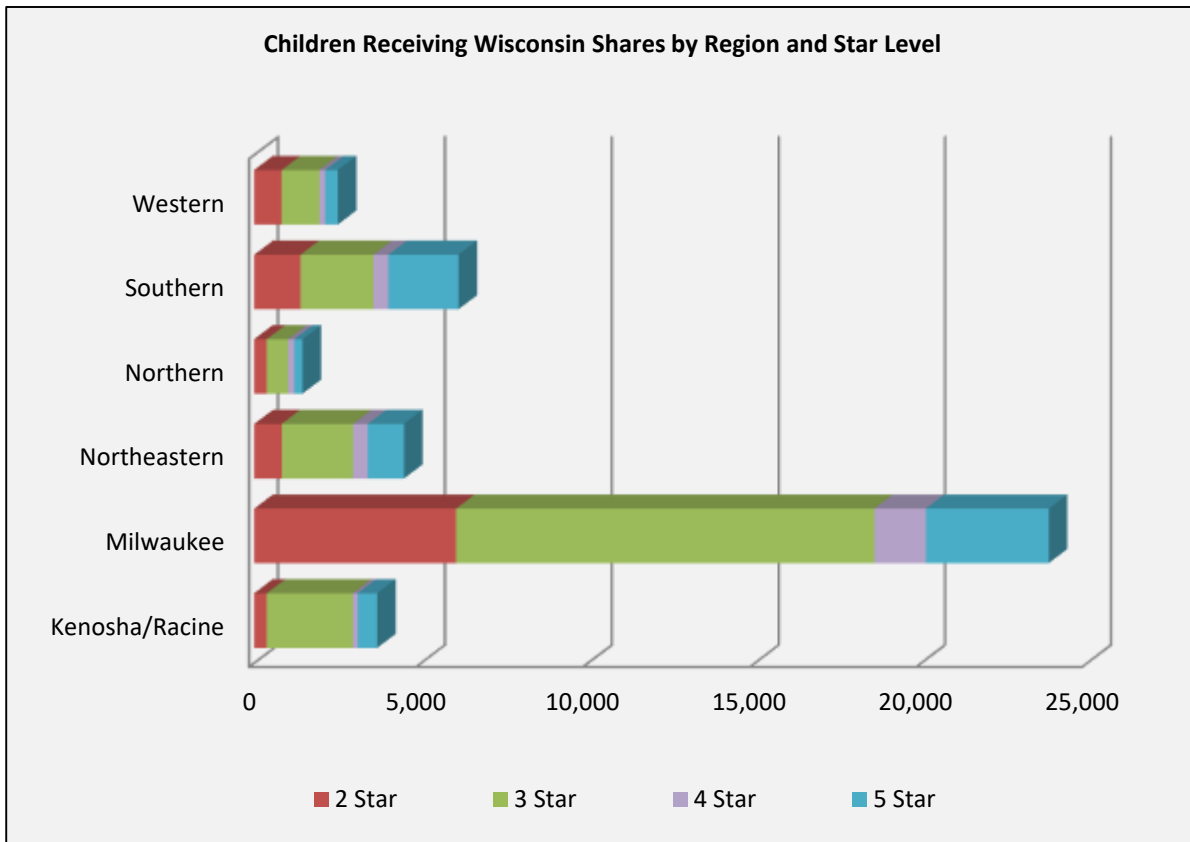
| | 1 Star | 2 Star | 3 Star | 4 Star | 5 Star | Pending | TOTAL |
|----------------|----------|--------------|--------------|------------|------------|------------|--------------|
| Kenosha/Racine | 0 | 82 | 89 | 7 | 18 | 7 | 203 |
| Milwaukee | 6 | 466 | 427 | 61 | 83 | 89 | 1,132 |
| Northeastern | 0 | 250 | 215 | 48 | 90 | 26 | 629 |
| Northern | 0 | 173 | 116 | 16 | 45 | 11 | 361 |
| Southern | 0 | 366 | 266 | 87 | 212 | 37 | 968 |
| Western | 0 | 238 | 178 | 15 | 65 | 19 | 515 |
| Total | 6 | 1,575 | 1,291 | 234 | 513 | 189 | 3,808 |



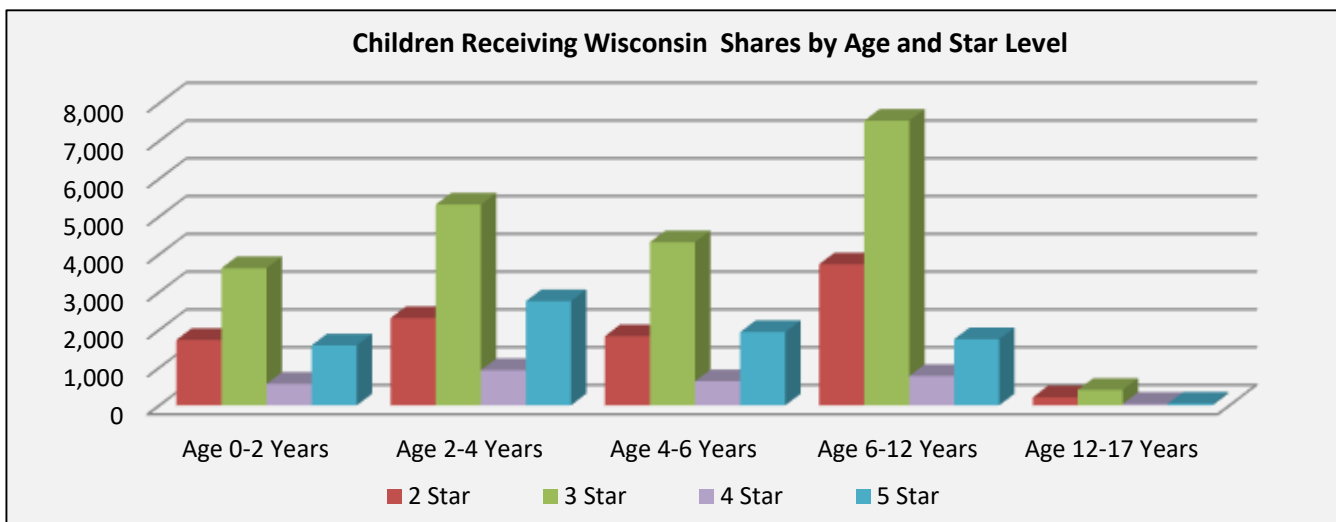
★ **Rating and Wisconsin Shares Data**

In November, the total number of programs currently rated was 3,619. There were an additional 189 programs with pending ratings. There were 2,850 programs with open Wisconsin Shares authorizations when the data was run for this report. There were 42,058 children receiving Wisconsin Shares as shown by region, age, and star level.

| | 2 Star | 3 Star | 4 Star | 5 Star | Total |
|----------------|--------------|---------------|--------------|--------------|---------------|
| Kenosha/Racine | 369 | 2,579 | 153 | 577 | 3,678 |
| Milwaukee | 6,044 | 12,541 | 1,547 | 3,704 | 23,836 |
| Northeastern | 825 | 2,130 | 445 | 1,084 | 4,484 |
| Northern | 370 | 644 | 185 | 243 | 1,442 |
| Southern | 1,387 | 2,185 | 444 | 2,100 | 6,116 |
| Western | 821 | 1,128 | 178 | 375 | 2,502 |
| Total | 9,816 | 21,207 | 2,952 | 8,083 | 42,058 |

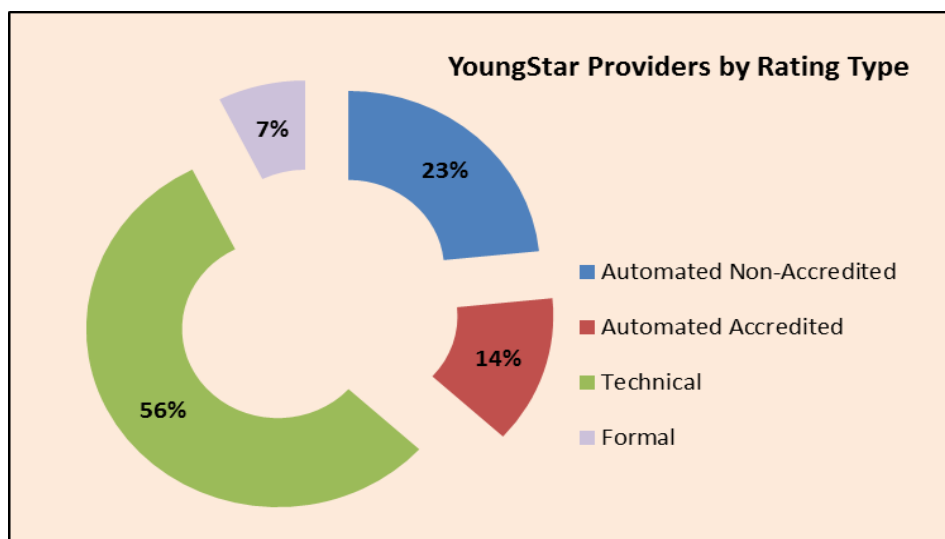


| | 2 Star | 3 Star | 4 Star | 5 Star | Total |
|-----------------|--------------|---------------|--------------|--------------|---------------|
| Age 0-2 Years | 1,733 | 3,630 | 570 | 1,587 | 7,520 |
| Age 2-4 Years | 2,309 | 5,315 | 932 | 2,758 | 11,314 |
| Age 4-6 Years | 1,830 | 4,317 | 637 | 1,940 | 8,724 |
| Age 6-12 Years | 3,732 | 7,534 | 776 | 1,752 | 13,794 |
| Age 12-17 Years | 212 | 411 | 37 | 46 | 706 |
| Total | 9,816 | 21,207 | 2,952 | 8,083 | 42,058 |

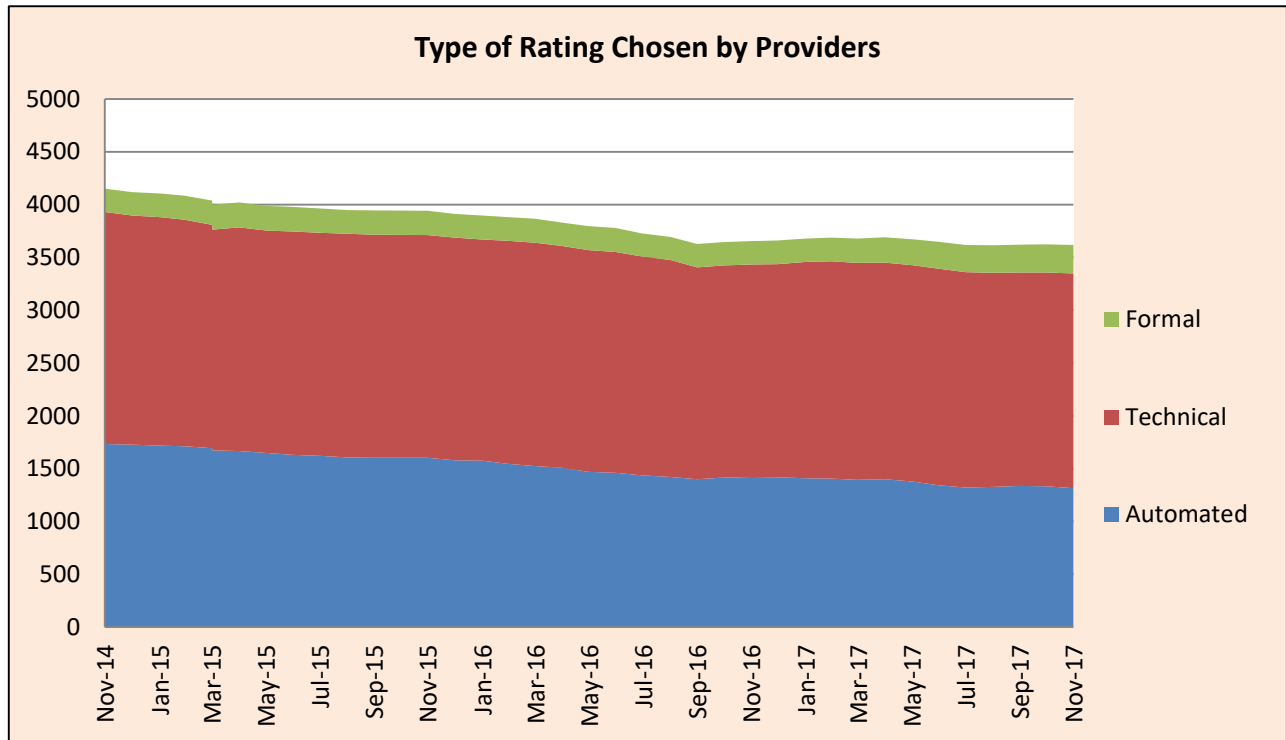


Rating History and Composition:

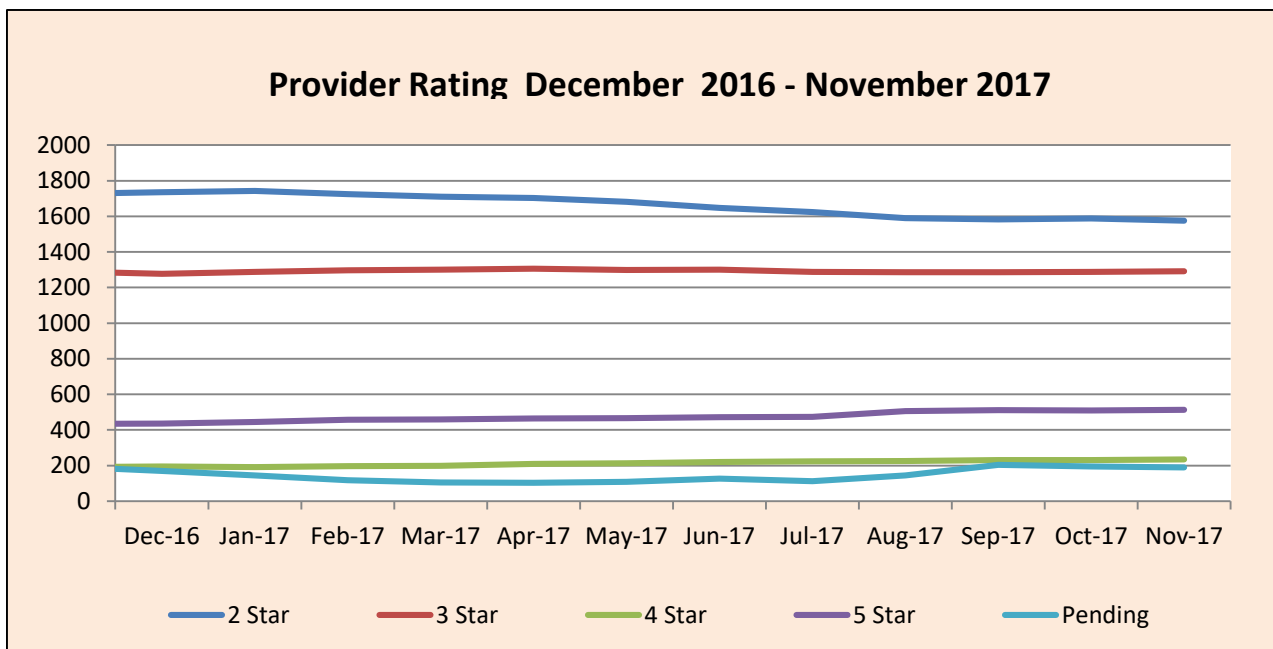
The composition of currently rated programs is shown below for November.



The graph below shows the movement in rating type chosen by providers over the past three years.



The graph below shows movement in rating levels for providers over the past year.



Please see <https://dcf.wisconsin.gov/youngstar/program/impact> for more details.