

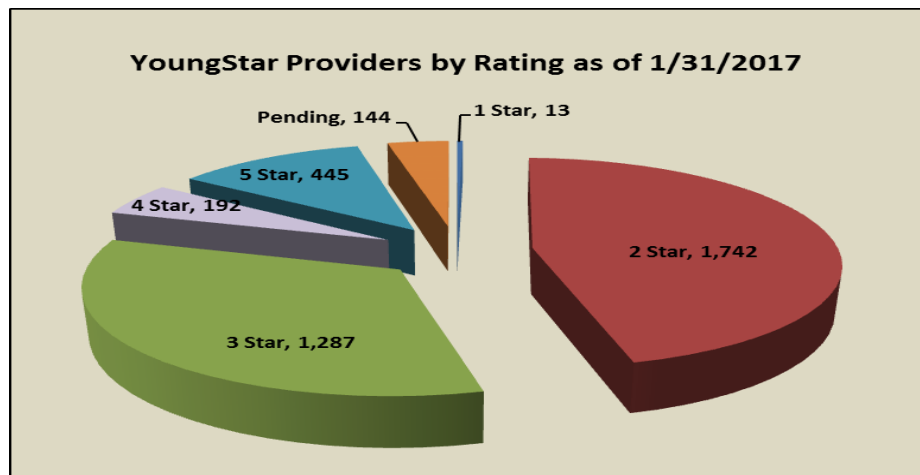
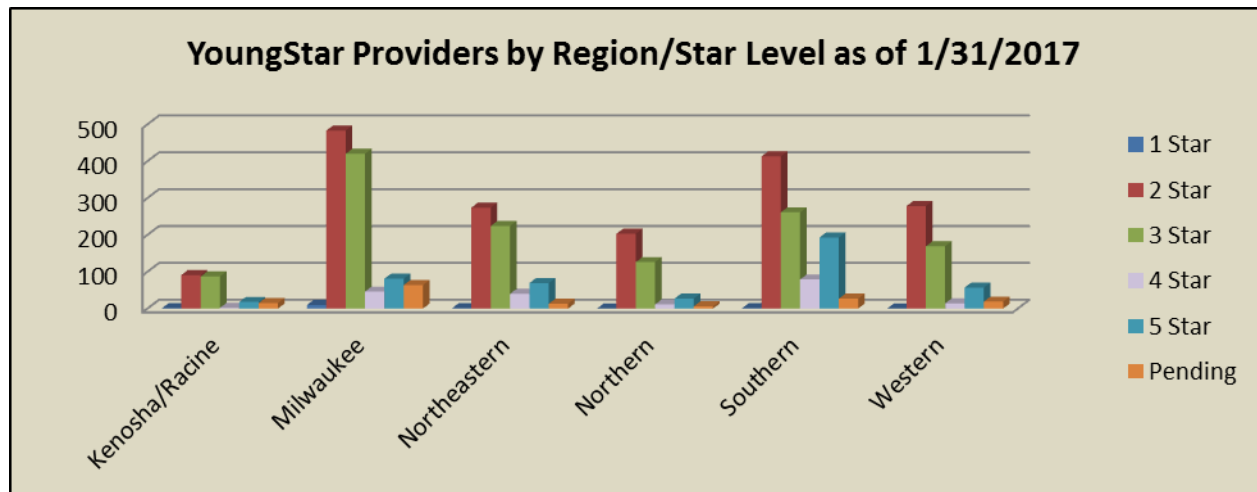
Narrative of Monthly Report January 2017

For the month of January, the following are notable YoungStar statistics.

★ **Participation and Rating Composition:**

We currently have 3,823 programs participating in YoungStar. This is a decrease of 6 programs from December. The chart and graph below shows the rating composition by Region for the current month.

1/31/2017	1 Star	2 Star	3 Star	4 Star	5 Star	Pending	TOTAL
Kenosha/Racine	1	91	87	2	18	15	214
Milwaukee	10	483	420	46	81	64	1,104
Northeastern	1	274	224	40	69	13	621
Northern	0	203	126	11	27	6	373
Southern	1	413	261	79	193	27	974
Western	0	278	169	14	57	19	537
Total	13	1,742	1,287	192	445	144	3,823

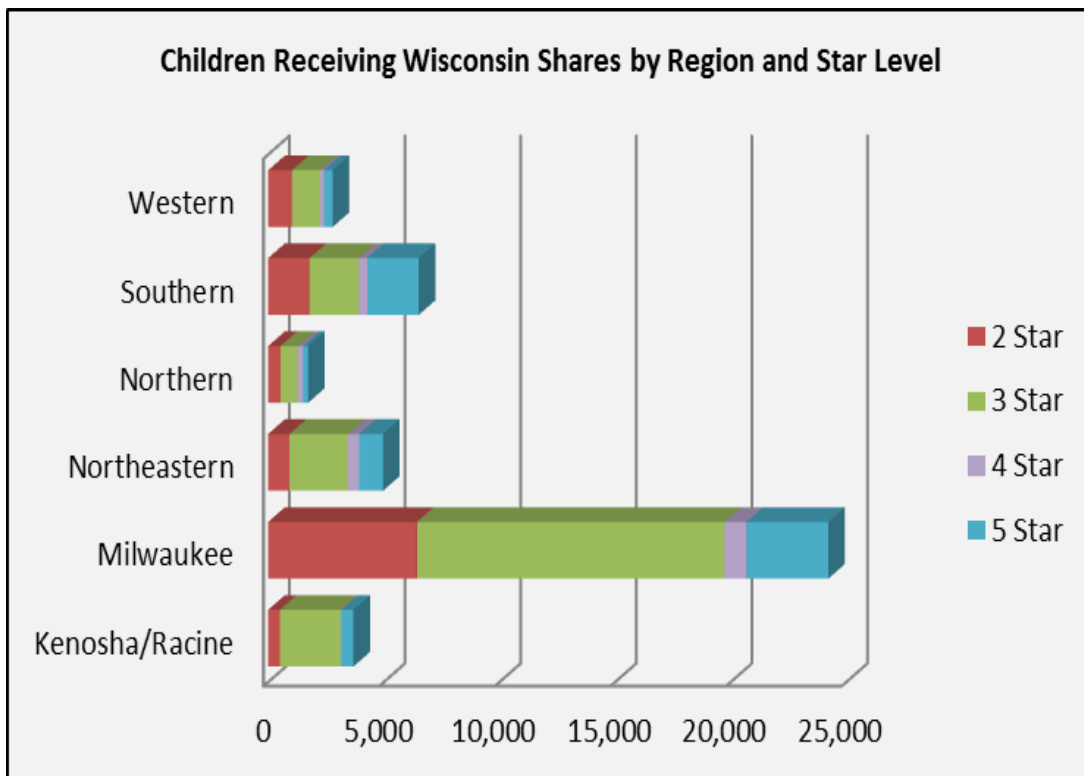


Data as of 1/31/2017

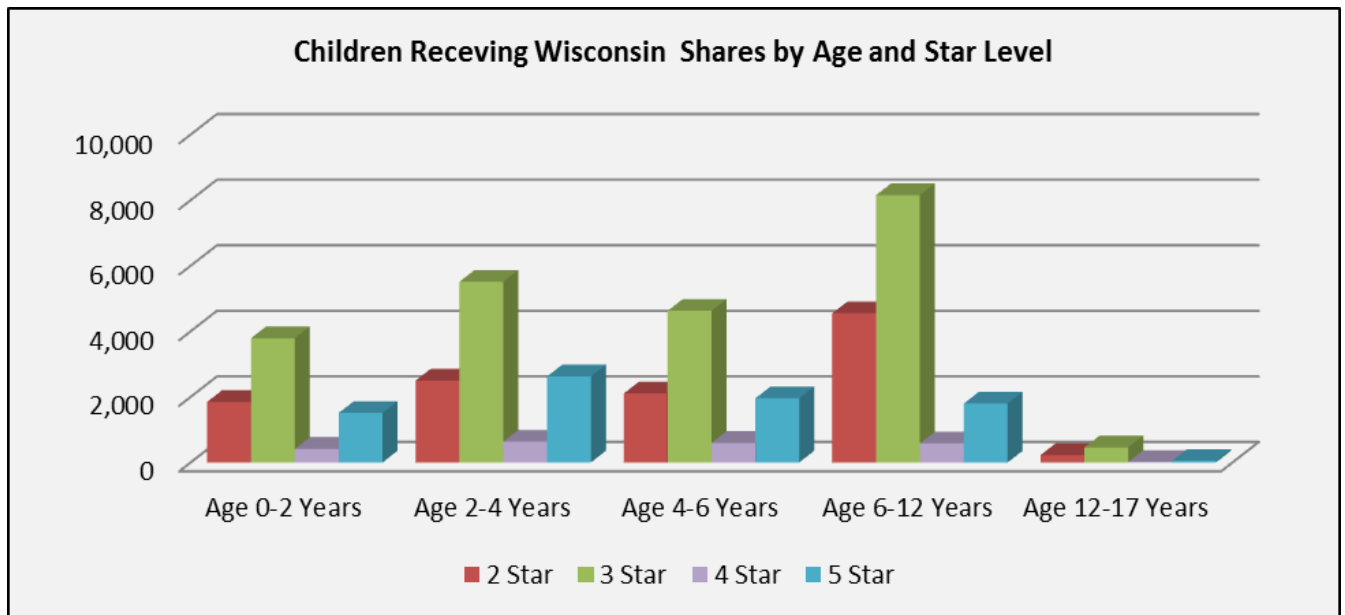
★ **Rating and Wisconsin Shares Data**

In January, the total number of programs currently rated was 3,679. There were an additional 144 programs with pending ratings. There were 2,934 programs with open Wisconsin Shares authorizations when the data was run for this report. There were 43,920 children receiving Wisconsin Shares as shown by region, age, and star level.

By Region - 1/31/17	2 Star	3 Star	4 Star	5 Star	Total
Kenosha/Racine	505	2,625	30	527	3,687
Milwaukee	6,435	13,306	952	3,534	24,227
Northeastern	923	2,519	496	1,032	4,970
Northern	531	758	217	225	1,731
Southern	1,791	2,122	366	2,233	6,512
Western	1,032	1,200	182	379	2,793
Total	11,217	22,530	2,243	7,930	43,920

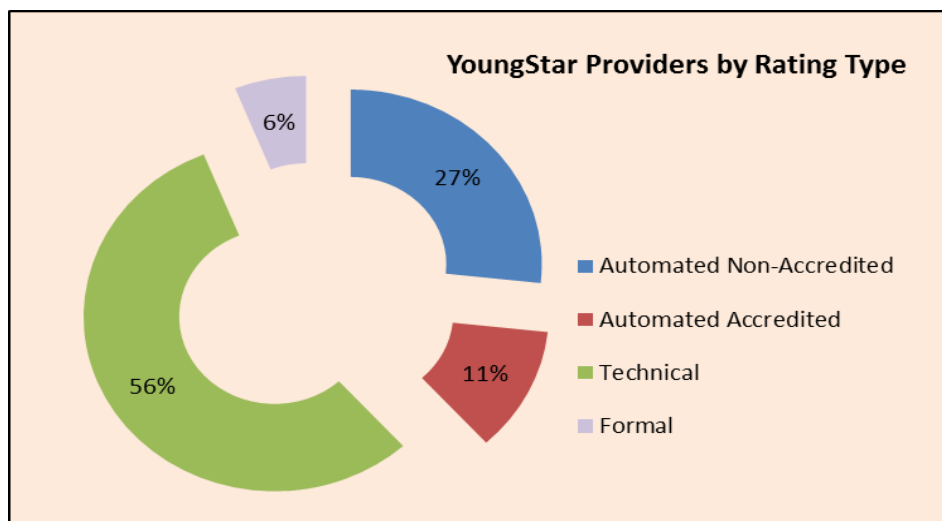


By Age - 1/31/2017	2 Star	3 Star	4 Star	5 Star	Total
Age 0-2 Years	1,846	3,789	415	1,509	7,559
Age 2-4 Years	2,495	5,509	635	2,623	11,262
Age 4-6 Years	2,104	4,623	596	1,956	9,279
Age 6-12 Years	4,547	8,153	582	1,796	15,078
Age 12-17 Years	225	456	15	46	742
Total	11,217	22,530	2,243	7,930	43,920

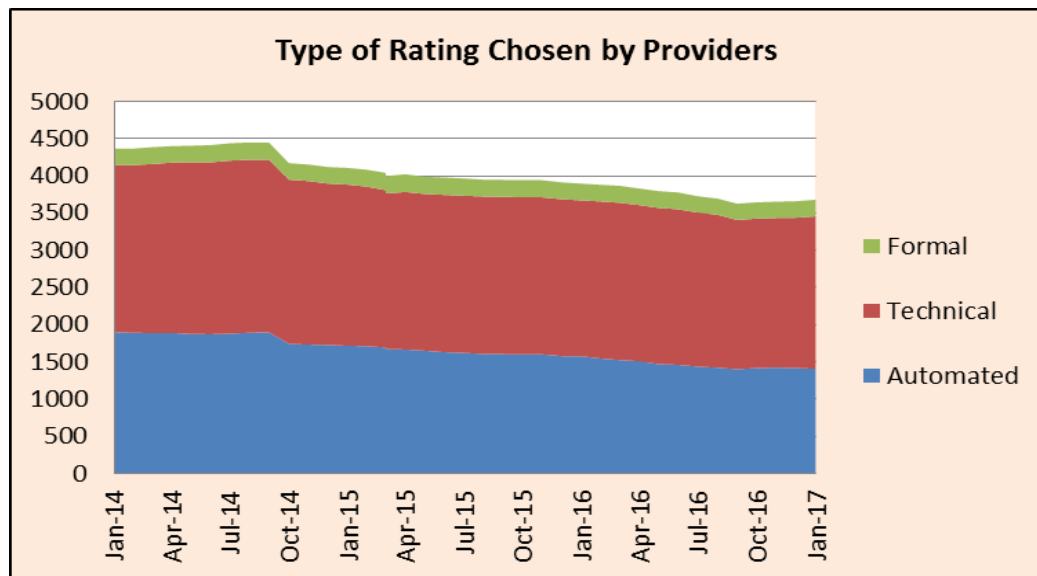


★ **Rating History and Composition:**

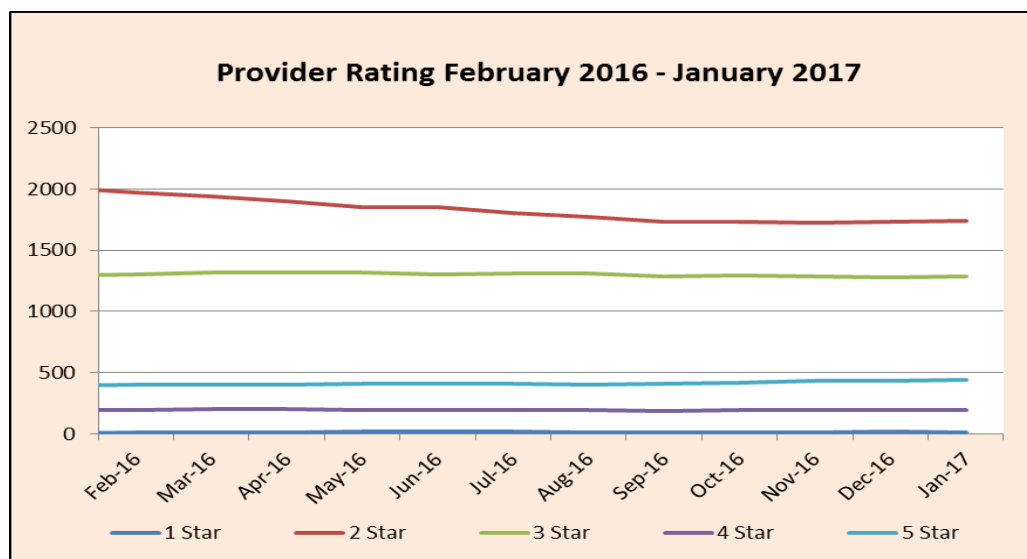
The composition of currently rated programs is shown below for January.



The graph below shows the movement in rating type chosen by providers over the past three years.



The graph below shows movement in rating levels for providers over the past year.



Please see <https://dcf.wisconsin.gov/youngstar/program/impact> for more details.