

FVTC Early Childhood Education – Developmental Activity Plan

Developmental Domain:
(check 1 or 2 that apply)

Health & Physical Development

Social & Emotional Development

Language Developmental & Communication

Approaches to Learning

Cognition & General Knowledge

Curriculum Area(s):
(check all that apply)

<input type="checkbox"/> Language Arts	<input type="checkbox"/> Music
<input type="checkbox"/> Math	<input type="checkbox"/> Large Muscle
<input type="checkbox"/> Science	<input type="checkbox"/> Small Muscle
<input type="checkbox"/> Art	<input type="checkbox"/> Social Studies
<input type="checkbox"/> Dramatic Play	<input type="checkbox"/> Cooking
<input type="checkbox"/> Sensory	<input type="checkbox"/> Blocks

Name: _____

Date of Presentation: _____

Age Level: _____

Physical Area in Room: _____

Number of Children: _____

Unit/Theme: _____

Developmental Domain: _____

Sub-Domain: _____

Performance Standard: _____

Resources Used: _____ Activity Name: _____

Step 1: Motivation:	Prop for motivation:

Step 2: Concepts:	Visuals:
1. (Source):	1.
2. (Source):	2.

Step 3: Procedures: <input type="checkbox"/> Teacher Directed <input type="checkbox"/> Child Directed
Today, _____

Step 4: Transition(s): Moving from _____ to _____ How?	Materials (list all):

To be completed by student

Describe how the children responded to this activity. (List 3 specific examples related to your planned performance standard(s) using complete sentences).

- 1.
- 2.
- 3.

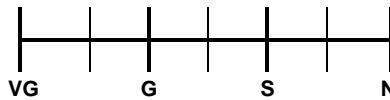
Describe your specific strengths in the implementation of the activity. (List 3 specific examples using complete sentences.)

- 1.
- 2.
- 3.

Describe the improvements you need to make in the implementation of the activity. (List 3 specific examples using complete sentences.)

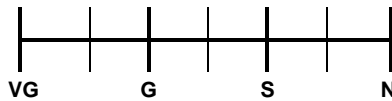
- 1.
- 2.
- 3.

Supervisory Teacher: Activity Plan



Supervising Teacher Signature: _____ Date: _____

Cooperating Teacher: Implementation of activity



Cooperating Teacher Signature: _____ Date: _____

Written Comments:

FVTC Early Childhood Education – Developmental Activity Plan

**All activity plans are to be written in black or blue ink or typed.*

Developmental Domain: <i>(check 1 or 2 that apply)</i> <ul style="list-style-type: none"> <input type="checkbox"/> Health & Physical Development <input type="checkbox"/> Social & Emotional Development <input type="checkbox"/> Language Developmental & Communication <input type="checkbox"/> Approaches to Learning <input type="checkbox"/> Cognition & General Knowledge 	Curriculum Area(s): <i>(check all that apply)</i> <table style="width: 100%; border: none;"> <tr> <td style="width: 50%; vertical-align: top;"> <ul style="list-style-type: none"> <input type="checkbox"/> Language Arts <input type="checkbox"/> Math <input type="checkbox"/> Science <input type="checkbox"/> Art <input type="checkbox"/> Dramatic Play <input type="checkbox"/> Sensory </td> <td style="width: 50%; vertical-align: top;"> <ul style="list-style-type: none"> <input type="checkbox"/> Music <input type="checkbox"/> Large Muscle <input type="checkbox"/> Small Muscle <input type="checkbox"/> Social Studies <input type="checkbox"/> Cooking <input type="checkbox"/> Blocks </td> </tr> </table>	<ul style="list-style-type: none"> <input type="checkbox"/> Language Arts <input type="checkbox"/> Math <input type="checkbox"/> Science <input type="checkbox"/> Art <input type="checkbox"/> Dramatic Play <input type="checkbox"/> Sensory 	<ul style="list-style-type: none"> <input type="checkbox"/> Music <input type="checkbox"/> Large Muscle <input type="checkbox"/> Small Muscle <input type="checkbox"/> Social Studies <input type="checkbox"/> Cooking <input type="checkbox"/> Blocks 	Name: <i>All information in this section</i> Date of Presentation: <i>must be complete before</i> Age Level: <i>submitting for approval.</i> Physical Area in Room: Number of Children: Unit/Theme:
<ul style="list-style-type: none"> <input type="checkbox"/> Language Arts <input type="checkbox"/> Math <input type="checkbox"/> Science <input type="checkbox"/> Art <input type="checkbox"/> Dramatic Play <input type="checkbox"/> Sensory 	<ul style="list-style-type: none"> <input type="checkbox"/> Music <input type="checkbox"/> Large Muscle <input type="checkbox"/> Small Muscle <input type="checkbox"/> Social Studies <input type="checkbox"/> Cooking <input type="checkbox"/> Blocks 			

Developmental Domain: *Discrete area of the child's development.*

Sub-Domain: *Developmental Domain that is divided down to a more specific expectation.*

Performance Standard: *Statement that represents the specific information, skills, or both that a child should know and be able to do.*

Resources Used: *Share where the idea for this activity came from.* Activity Name: *Name of the activity to be done.*

Step 1: Motivation: <i>Examples: Finger plays/songs</i> <i>Activity to get children excited! Must relate to activity or theme. Words and tune must be included and/or attached.</i>	Prop for motivation: <i>Props, puppet, short picture books that relate to activity, real objects.</i> <i>Motivation must have a prop.</i> <i>(Hands/fingers not acceptable as prop.)</i>
Step 2: Concepts: *Must have a minimum of 2 concepts related to theme. <ol style="list-style-type: none"> <i>1. Must be written as a complete sentence.</i> <i>2. Must be a factual statement.</i> (Source): <i>(List source, page number, URL indicating where the concept was found).</i> 2. _____ (Source): _____	Visuals: <ol style="list-style-type: none"> <i>1. Must be real objects or real life pictures to introduce and support each concept (minimum of 2 pictures or items).</i> 2. _____
Step 3: Procedures: <input type="checkbox"/> Teacher Directed <input type="checkbox"/> Child Directed <ol style="list-style-type: none"> <i>1. Today, _____ complete sentence by explaining the activity to children.</i> <i>See sample activity plans for guidelines.</i>	
Step 4: Transition(s): Meeting performance standard or reinforcing facts and moving children to a new area or activity in an orderly manner. Moving from _____ to _____ How? _____	Materials (list all): <i>List any and all materials needed for activity. Materials can only be identified and used in one box of plan.</i>

To be completed by student

Describe how the children responded to this activity. (List 3 specific examples related to your planned performance standard(s) using complete sentences).

List three specific examples of meeting or not meeting the performance standard. Use complete sentences.

- 1.
- 2.
- 3.

Describe your specific strengths in the implementation of the activity. (List 3 specific examples using complete sentences.)

Use complete sentences beginning with "I.." to identify three personal specific strengths of presentation.

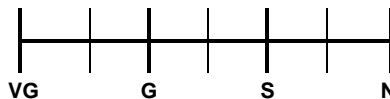
- 1.
- 2.
- 3.

Describe the improvements you need to make in the implementation of the activity. (List 3 specific examples using complete sentences.)

Use complete sentences beginning with "I.." to identify three personal ways to improve and/or vary this presentation for next time.

- 1.
- 2.
- 3.

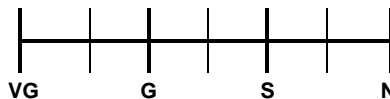
Supervisory Teacher: Activity Plan



Supervising Teacher Signature: _____ Date: _____

If submitted electronically, attach approval documentation (e-mail) to top of plan. All N's must be rewritten. Include previous activity plan when resubmitting.

Cooperating Teacher: Implementation of activity



Cooperating Teacher Signature: _____ Date: _____

Written Comments: