

DMCPS

Partnership Council

Prevention Sub-committee



Wisconsin Department of Children and Families

Family First Prevention Services Act (FFPSA)

- **FFPSA**

- Federal Act signed into law on February 9, 2018
- Makes significant changes to many aspects of the child welfare system to obtain federal IV-E funding
- The effective date for implementation of FFPSA in Wisconsin is October of 2021
- 2 components to the funding restructure:
 - Reduction in federal funding for placements of youth in group care settings
 - New funds available for evidence-based practices targeted to candidates for foster care



Family First Prevention Services Act (FFPSA)

- Reduce congregate care
- Prevent OHC placements





Role of Access/Initial Assessment

- Access
 - Receive CPS and child welfare calls from community when suspicion of abuse/neglect/unsafe child
 - Determine screen in/out
 - Access may refer caller/family to community resources if screened out
- Initial Assessment
 - Initial Assessment conducts assessment for screened in reports
 - Initial Assessment makes safety and substantiation decision
 - Initial Assessment may refer family to community resources.



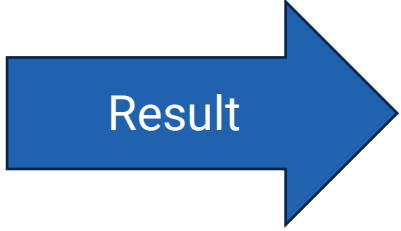
Calls to Child Protective Services (CPS) Underlying Assumptions

- We all want children to be safe in their family homes
- We only want to intervene in families lives when necessary
- We want children and families to receive needed resources and services
- Well intentioned people in community
- We assume positive intent



**Calls to CPS
CPS messaging to community.**

“Call us, we’ll help
you figure it out”
“We’re the experts”



The community
did what we
asked them to
do.



Potential Consequences of Calls to CPS

Racial Disparities

Expenditure of CPS Resources

Trauma to Families

Permanent CPS Record



eWiSACWIS Data April 2024 (#s are approximate)

- Calls made to DMCPs: 1,995 (not including after-hours)
- Total CPS referrals: 1,449
- CPS referrals screened in: 556 (378 of 556 for Neglect)
- Percentage of referrals screened in/out: 38%/62%
- Percentage of referrals substantiated: 8%
- Percentage of referrals opened for Ongoing services: 8%
- Percentage of referrals opened for In-home or non-cps services: 1%
- Percentage of referrals closed at IA: 89%
- Action taken on very small percentage of screened in referrals.



Prevention Efforts at DMCPs Access

- Quality Assurance reviews/decision making rationale
- Asking the next questions
- Is there opportunity for mandated reporter to help families that may not require CPS intervention
- Team decision making
- Screen in rate 47-50 percent in 2022
- Screen in rate 39-42 percent 2023-present
- Still a lot of work to do
- Goal is to reduce screen in rate, connect more families to community resources, and avoid CPS



DMCPS Prevention Efforts

- Stronger Families-utilizes a combination of case management services and peer advocates to assist families in finding local supports that fit their needs and help them thrive in-home.
- Milwaukee Family Intervention Services-replaced FISS
- Collaborating with county to connect to county base services



Prevention Efforts in Community

- Introducing to community our prevention efforts and re-messaging when to make a call.
- Mandated reporter concern v. suspicion
- Child safety as a shared responsibility
- Strengthening relationships with community resources, (Ex. Safe Families, Cultural Brokers, 211, etc)
- Collaboration with Casey Foundation



Prevention Work/Research

- Focus on neglect referrals
 - 55-60 Percent of referrals are for neglect
- Evaluated our referral sources
 - Law enforcement and schools refer most
- Reviewed breakdown of zip codes to determine highest referral areas
 - (53208, 53209, 53215)

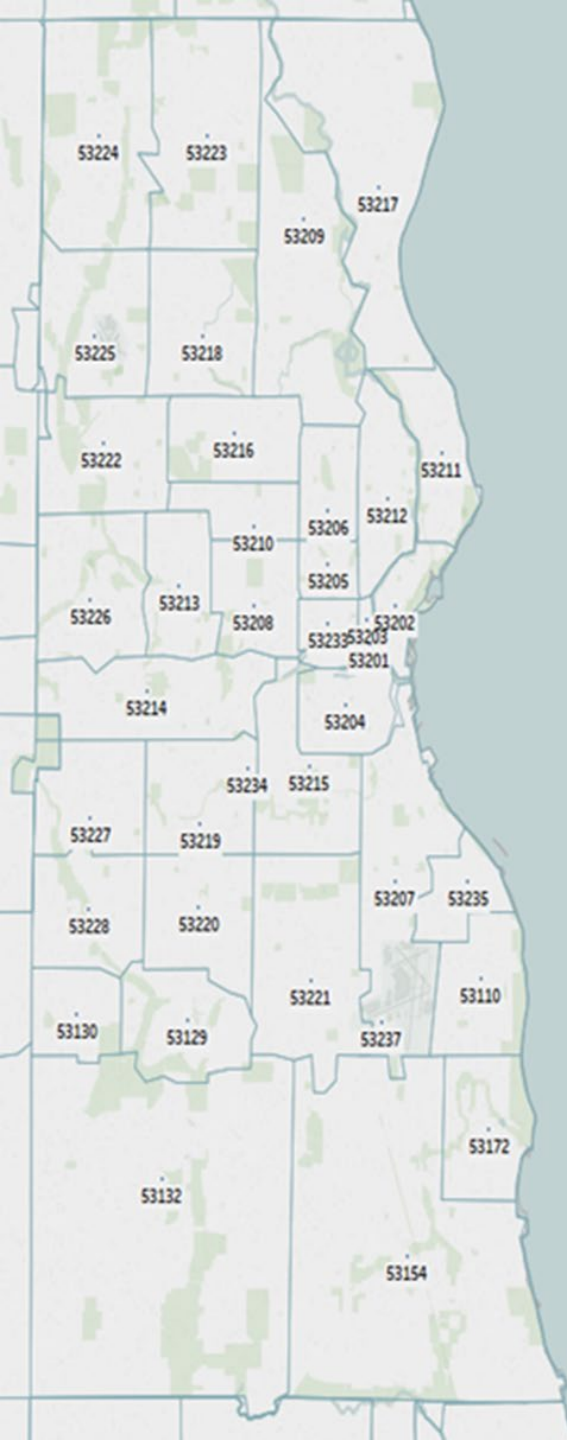


Casey Foundation/Mapping

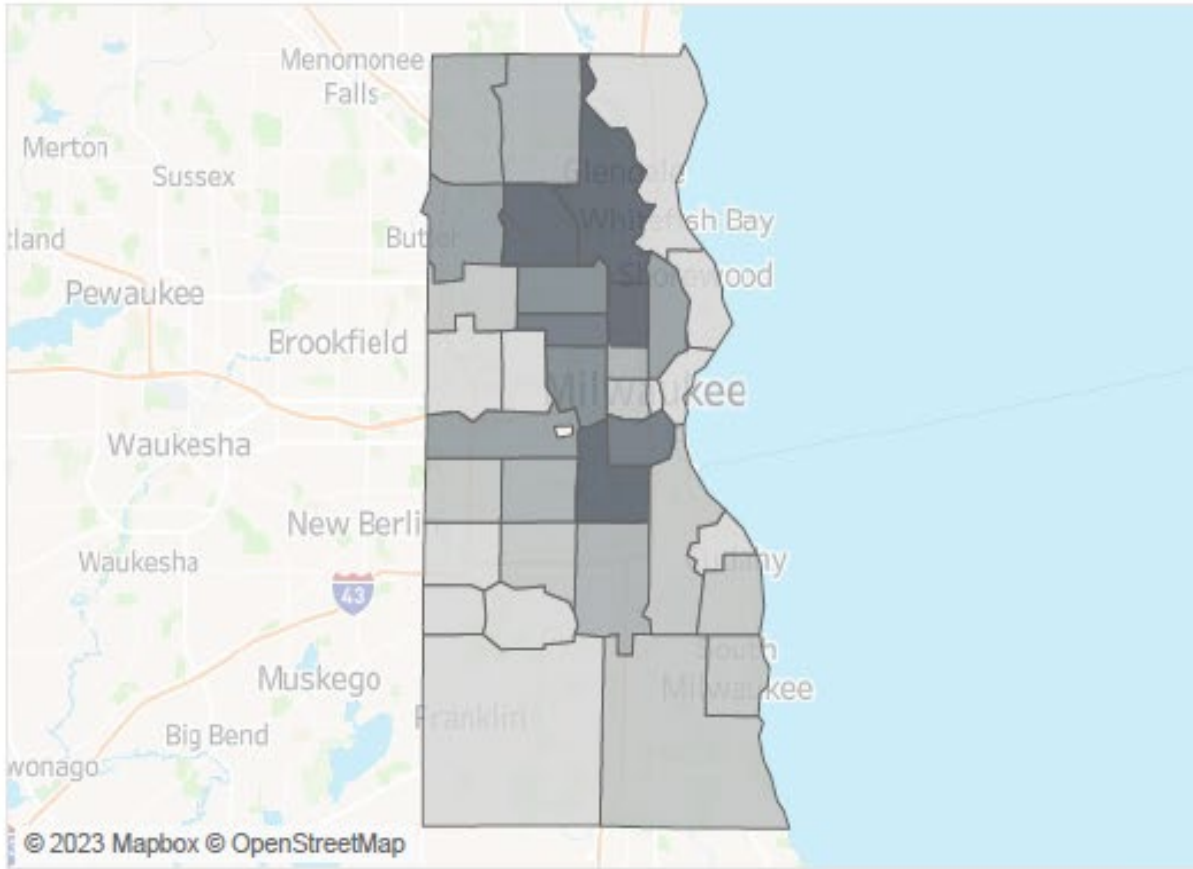
- Casey has been helping DMCPs with heat mapping
- Learning about preventative work being done in other jurisdictions
- Examples of heat maps



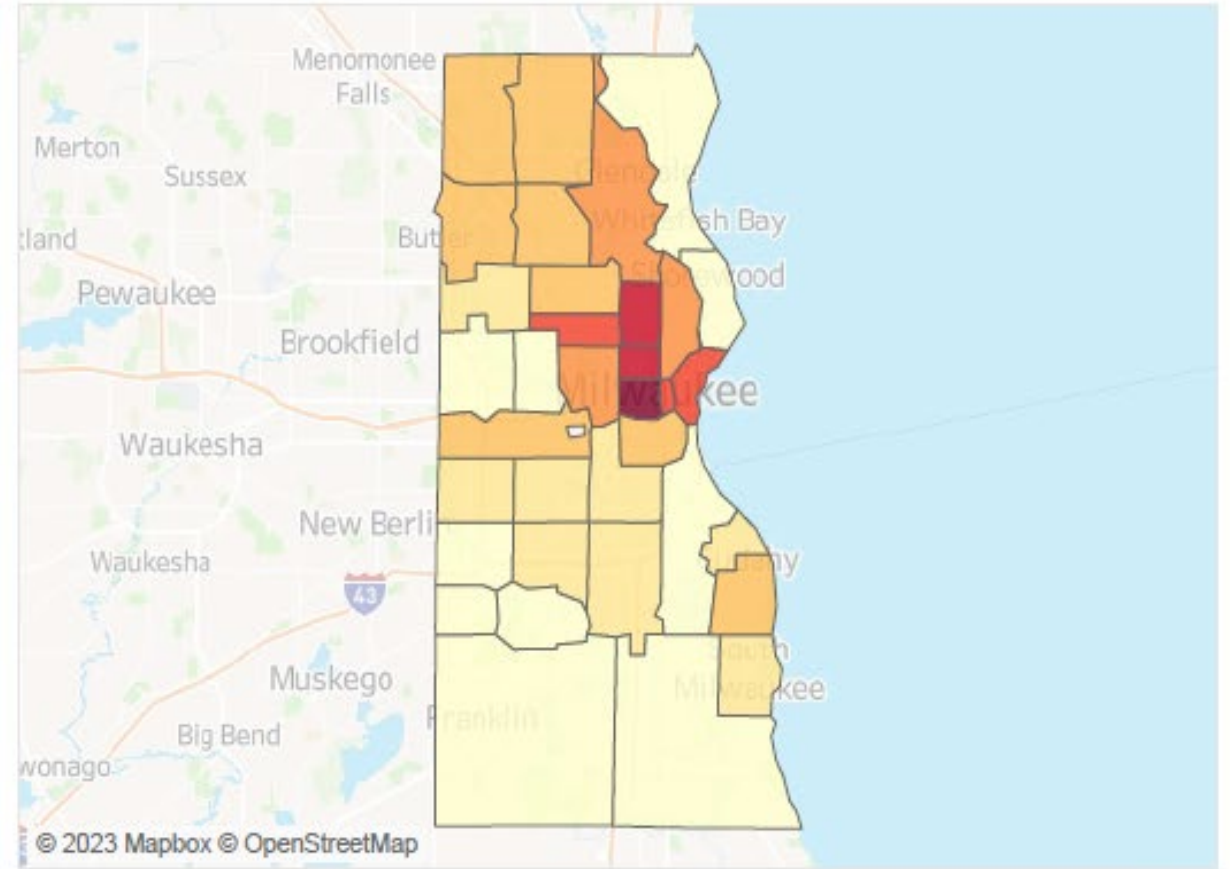
Zip Code	Screen In	Screen Out	Total
MKE Co.			
53110	35	34	69
53129	10	7	17
53130	7	8	15
53132	21	29	50
53154	31	39	70
53172	36	30	66
53201		2	2
53202	14	9	23
53203	1	2	3
53204	135	108	243
53205	54	58	112
53206	154	101	255
53207	28	29	57
53208	108	97	205
53209	170	146	316
53210	137	105	242
53211	13	10	23
53212	91	79	170
53213	18	20	38
53214	64	75	139
53215	140	149	289
53216	106	104	210
53217	8	8	16
53218	147	130	277
53219	47	48	95
53220	33	28	61
53221	55	55	110
53222	30	32	62
53223	68	64	132
53224	66	44	110
53225	91	54	145
53226	8	14	22
53227	38	33	71
53228	9	11	20
53233	27	19	46
53235	10	7	17
MKE Total	2010	1788	3798
Out-of-County	81	49	130
UNKNOWN/Incomplete	1253	1683	2936
GRAND TOTAL	3344	3520	6864



Count of children reported (duplicate; screen in/out)



Rate children reported (duplicate; per 1,000)



Questions/Comments/Discussion

We want your help!

We need your help!



DCF and Contact Information

- Stronger Families: <https://ppi.communityadvocates.net/policy-projects/stronger-families-milwaukee.html>
- Milwaukee Family Intervention Services: <https://ppi.communityadvocates.net/policy-projects/mfis.html>
- Lee Johnson, Access Section Manager
 - Lee.Johnson@wisconsin.gov; 414.343.5780

