

Division of Milwaukee Child Protective Services (DMCPS)

**Annual Independent Monitoring Report (IMR)
(January – December 2022)**

&

**Historical Jeanine B. Settlement Agreement Measures
(2018–2022)**

Prepared by:

Wisconsin Department of Children and Families
Division of Management Services
Bureau of Performance Management
Quality Review and Performance Analysis Section

Presented June 2, 2023



Wisconsin Department of Children and Families

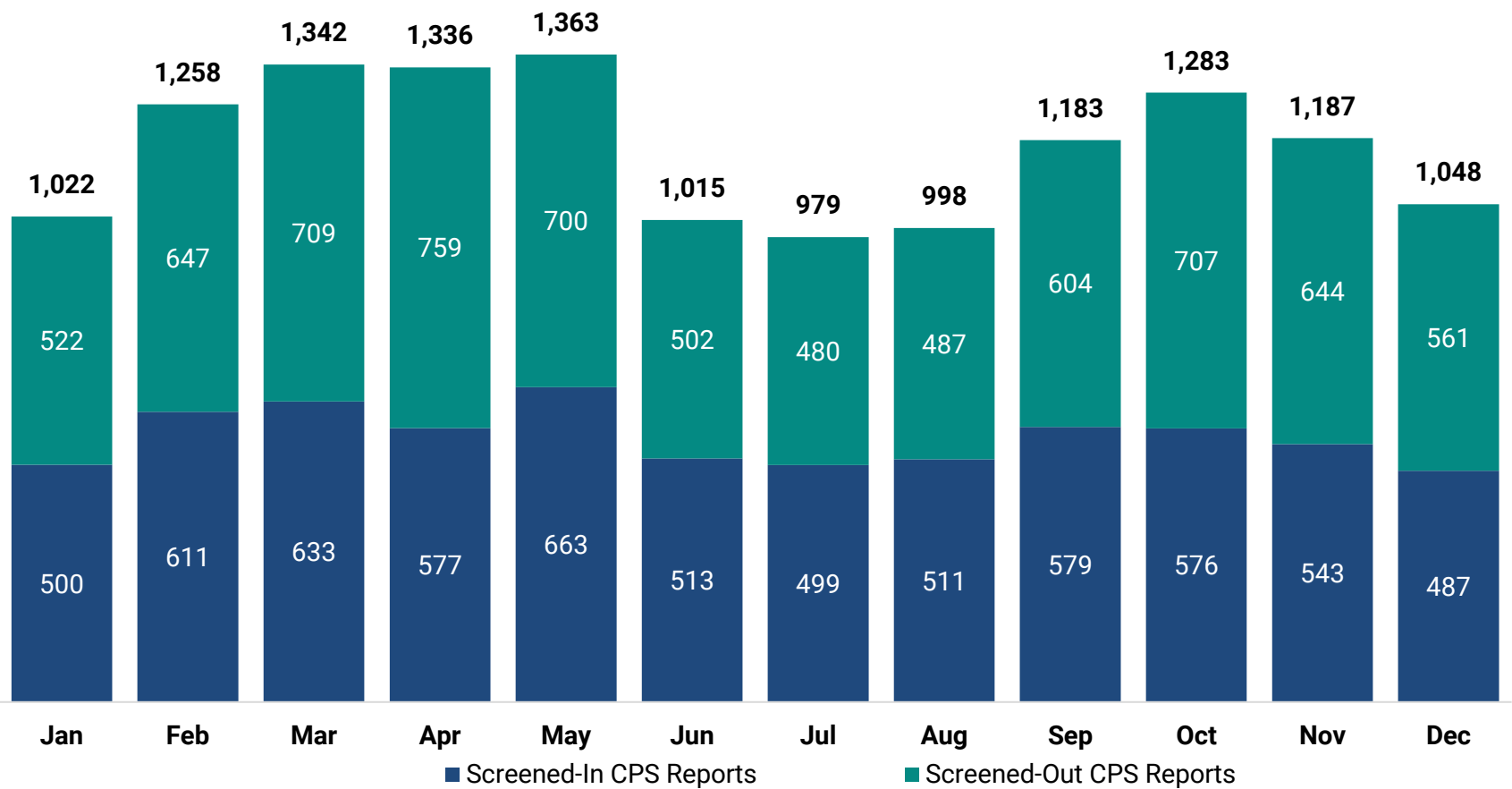
Background and Purpose

- After a successful partnership between the Department of Children and Families (DCF) and Children's Rights, Inc., the Jeanine B. Settlement Agreement was dismissed in September 2021.
- The IMR is intended to serve as a mechanism for maintaining transparency to both internal and external stakeholders while providing information about the functioning of Milwaukee County's child welfare system. **This will be the last report/presentation to include all the former Settlement Agreement measures.**
- Expands on information historically included in the Settlement Agreement and includes information about:
 - Access and Initial Assessment/Independent Investigations
 - Safety
 - Permanency
 - Well-being
 - Workforce
- Will be published semi-annually



Access: Volume and Response Time of Child Protective Service (CPS) Reports

**Total CPS Reports (Screened-in and Screened-out) by Month
(January - December 2022)**



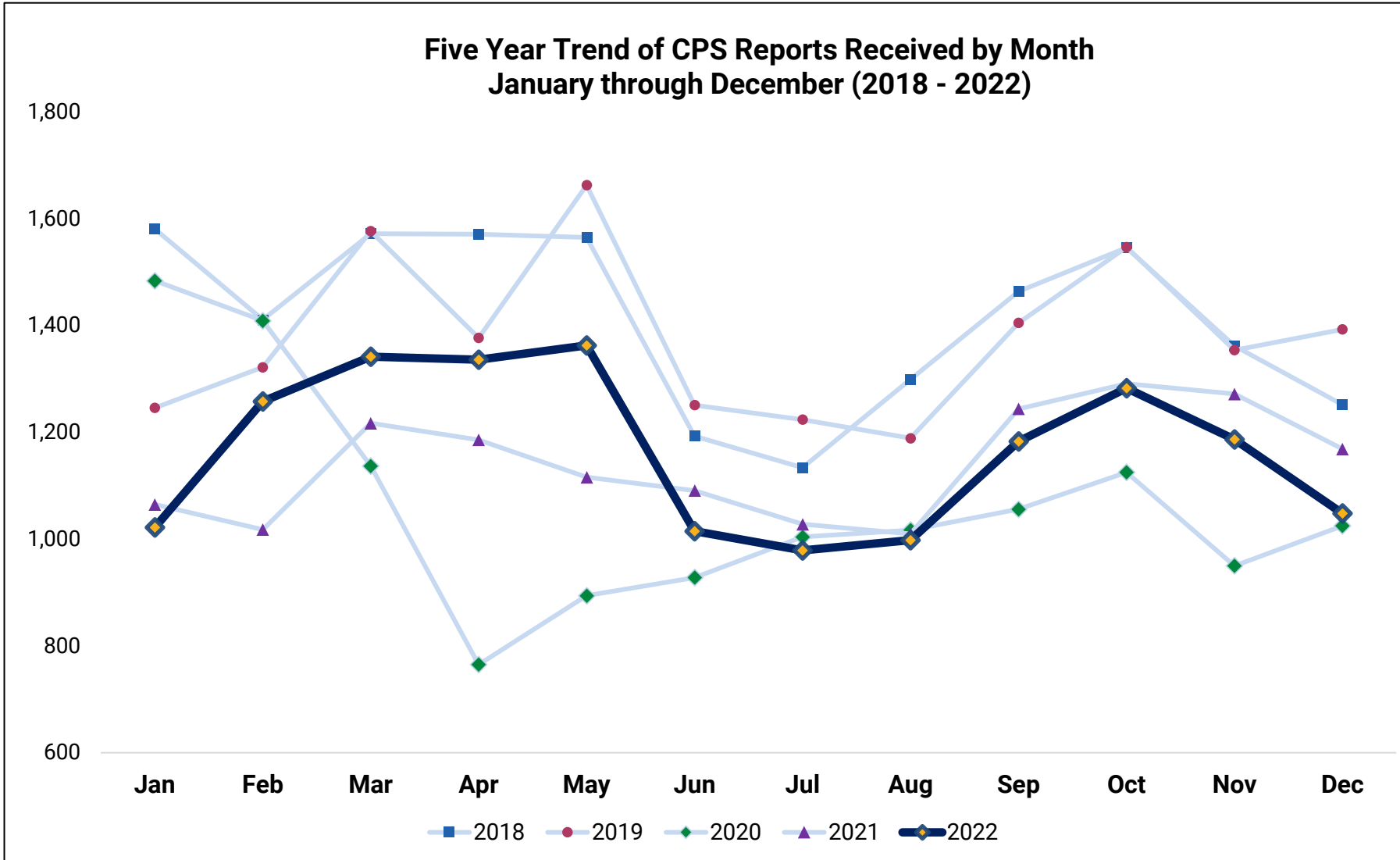
CPS Reports by Month

- 14,014 unique CPS reports received
- 6,692 (47.8%) were screened-in

Response Times (average):

- 24.0% Same Day
- 20.9% within 24-48 hours
- 55.1% within five business days

Access: Volume of Child Protective Service (CPS) Reports 2018 through 2022



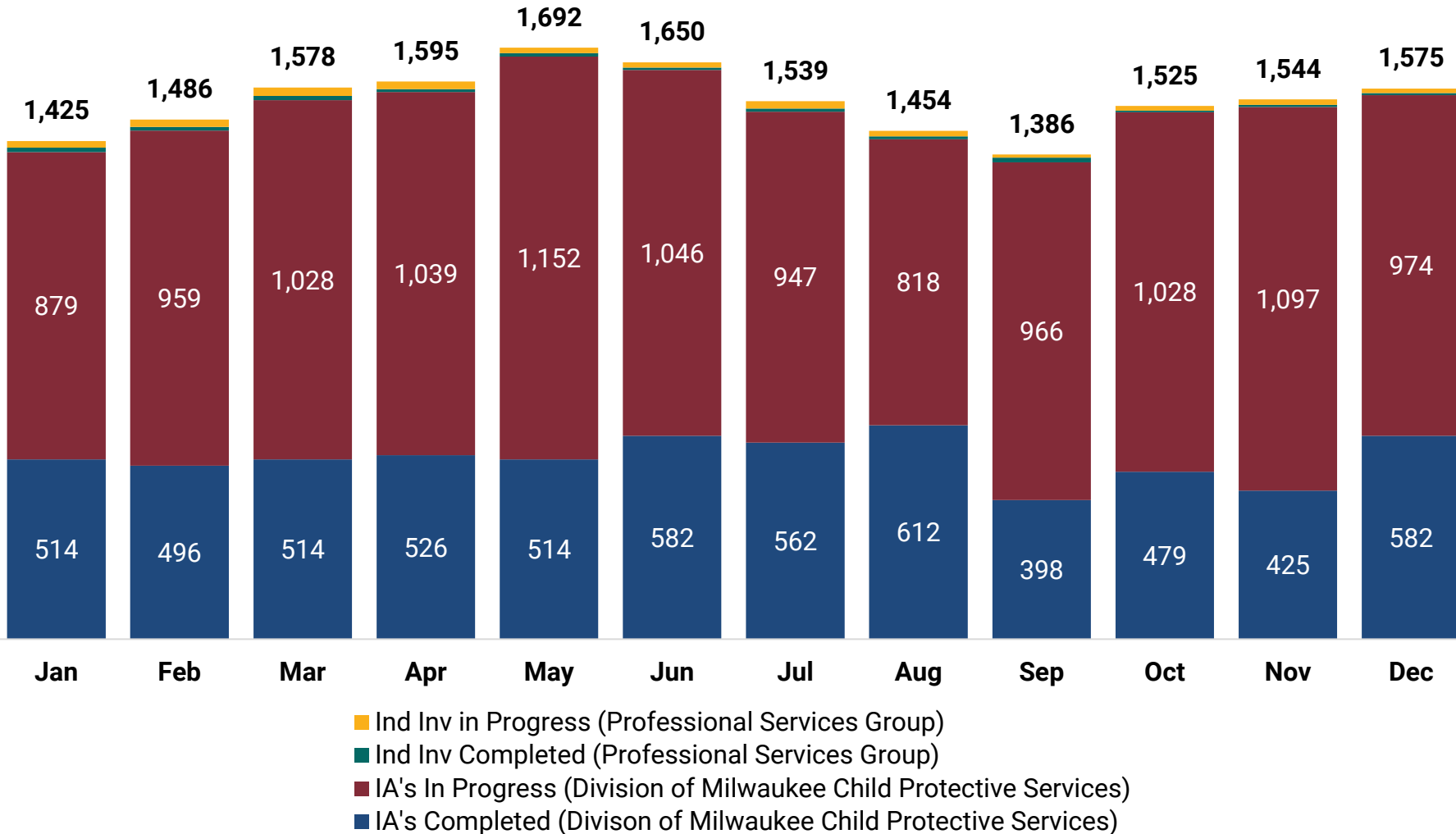
CPS Reports by Year (2018-2022)

- There were **308** more (2.2% increase) in CPS Reports received in 2022 compared to the number of CPS Reports received in 2021
- There were **508** more screened-in reports than in 2021 (8.8% increase)

Initial Assessments (IA) and Independent Investigations (Ind Inv)



Number of Initial Assessments and Independent Investigations Completed and In Progress by Month (January - December 2022)

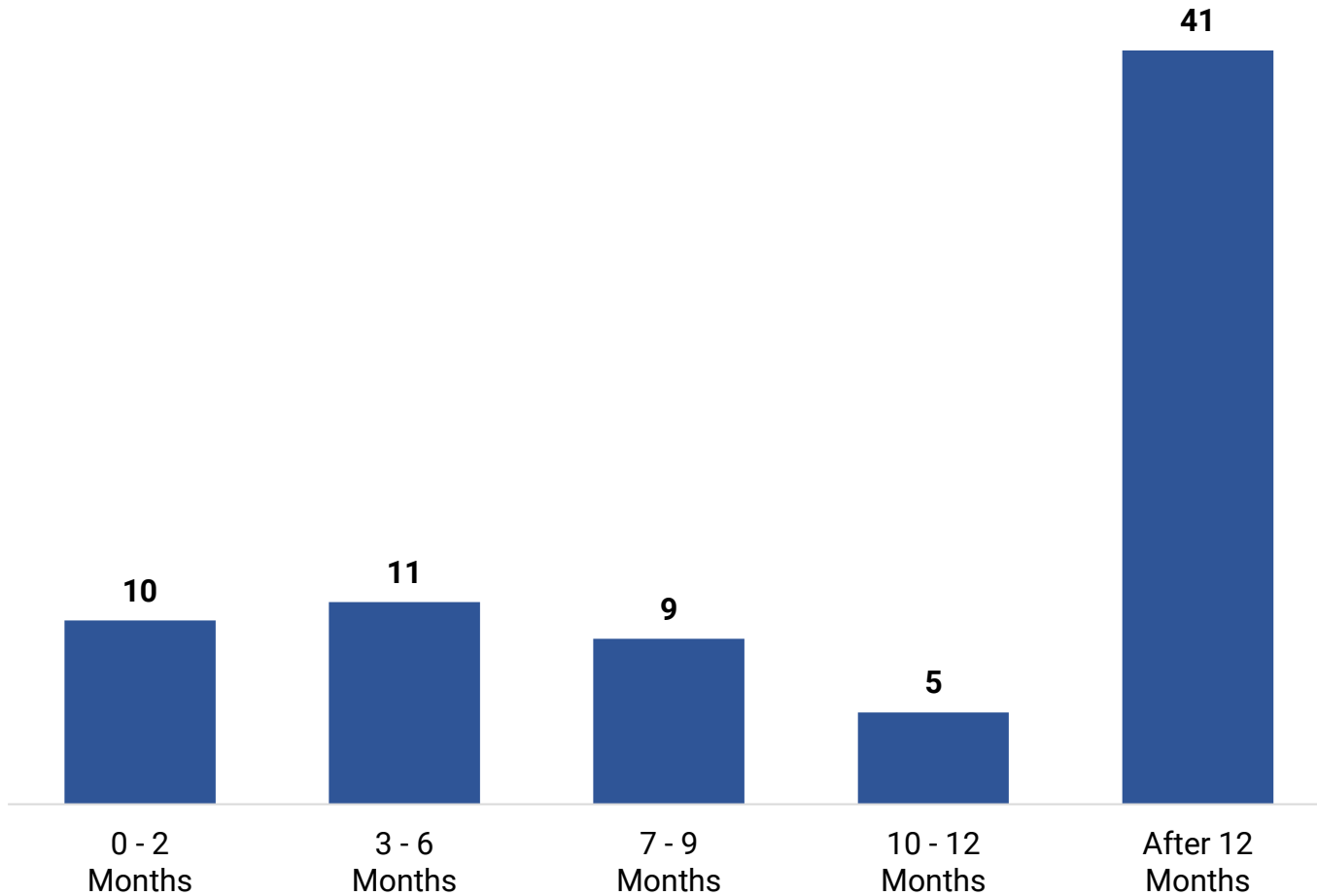


Initial Assessments and Independent Investigations

- **6,204** IA's completed
- **107** Independent Investigations completed
- An average of **70** staff completed an average of **517** IA's per month
- An average of **3** staff completed an average of **9** Independent Investigations each month
- There were **73** Initial Assessment Specialists (IAS) who conducted casework at the beginning of 2022 and **64** at the end of 2022

Safety: Re-Entry, Face-to-Face Contacts, and Maltreatment

Number of Children who Re-Entered Out-of-Home Care by Length of Time Between Discharge and Re-Entry (January- December 2022)



Re-Entry

- 76 children re-entered out-of-home care (OHC) (January-December)
- Of the children who re-entered, **46.1%** re-entered within 12-months of prior episode discharge

Face-to-Face Contacts

- **94.4%** of **20,126** occurred (January-December)

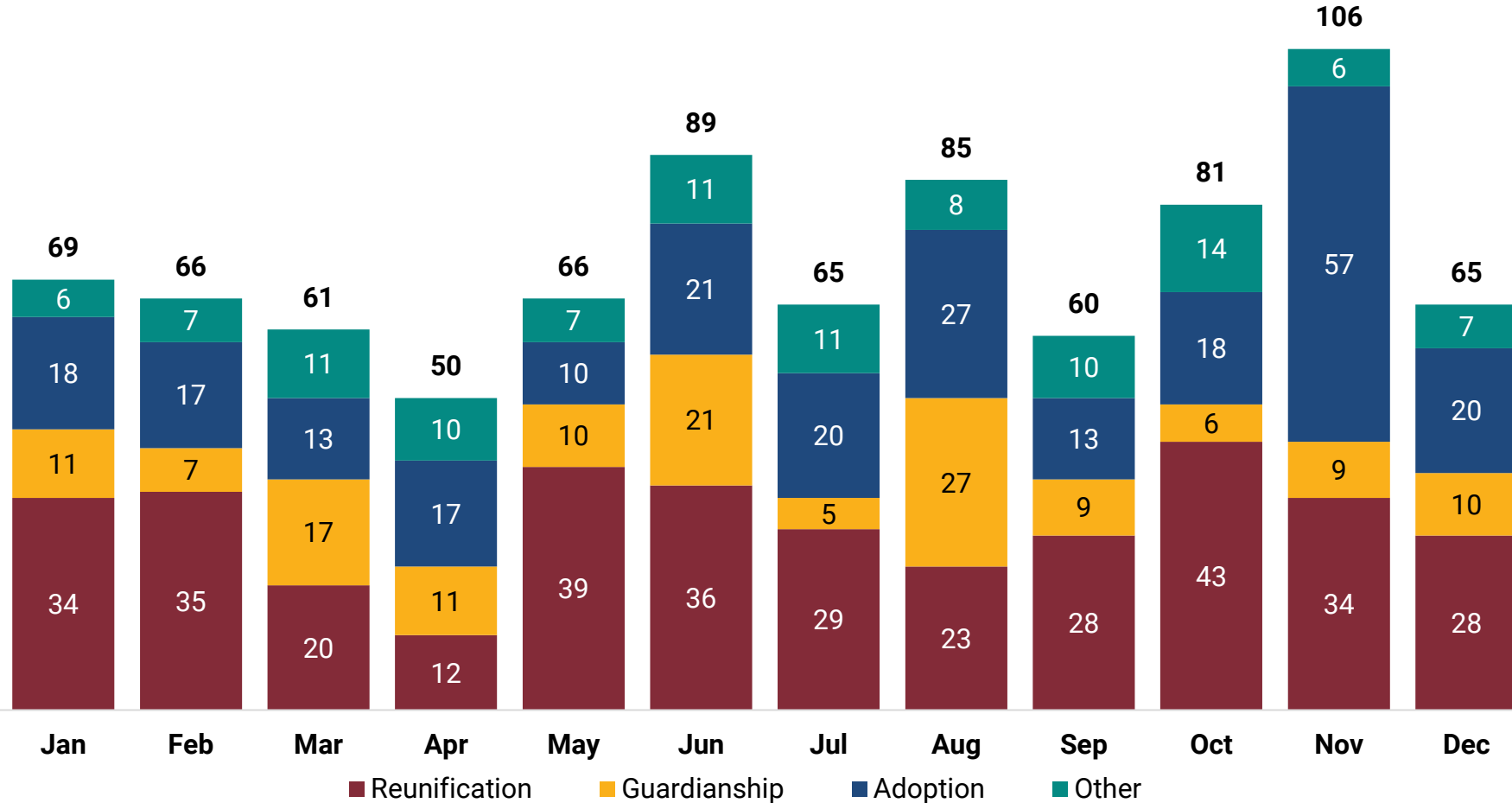
Maltreatment by Provider to Child(ren) in OHC (January-December)

- 11 y/o Sexual Abuse Treatment Foster Home
- 8 y/o Neglect Court Ordered Kinship
- 1 y/o Neglect Court Ordered Kinship
- 15 y/o Neglect Treatment Foster Home
- 12 y/o Neglect Treatment Foster Home

Permanency: Discharge Reasons



Number of Children who Discharged from Out-of-Home Care by Month and Discharge Type (January - December 2022)



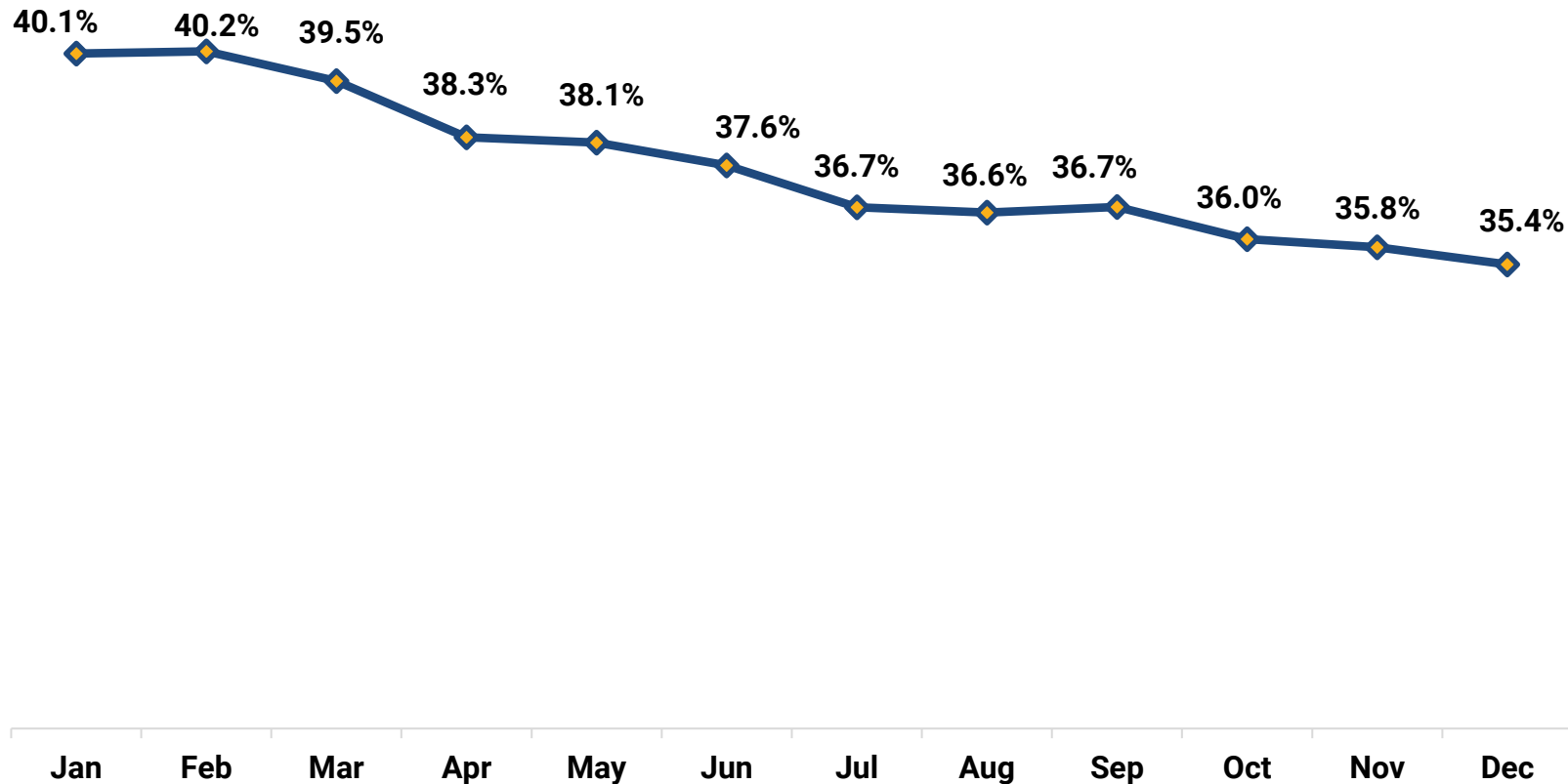
Discharge Reasons

- **863** Children discharged from Out-of-home Care
 - **361** to Reunification
 - **251** to Adoption
 - **143** to Guardianship
 - **108** to Other

Permanency: Length of Stay in Out-of-Home Care



Percentage of Children in Out-of-Home Care More than 24 Months
(January - December 2022)

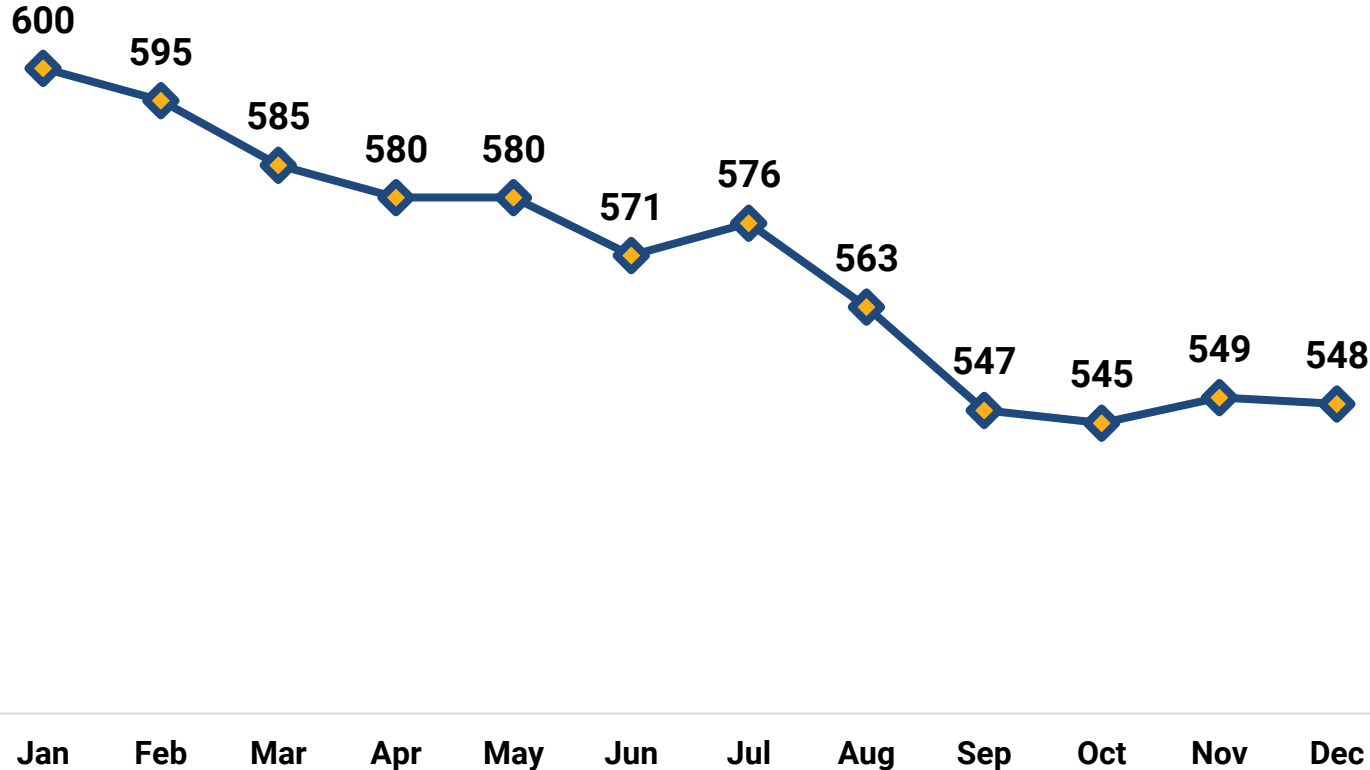


Length of Stay

- **1,854** is the yearly average number of children in out-of-home care (OHC)
- **697 (37.6%)** is the yearly average number of children in OHC longer than 24-months

Permanency: Foster Homes and the Adoption and Safe Families Act (ASFA)

Number of Foster Homes (Active & On Hold)
(January - December 2022)



Foster Homes (January – December 2022)

- 570 foster homes (yearly average)
- 189 providers newly licensed
- 237 providers licenses were closed

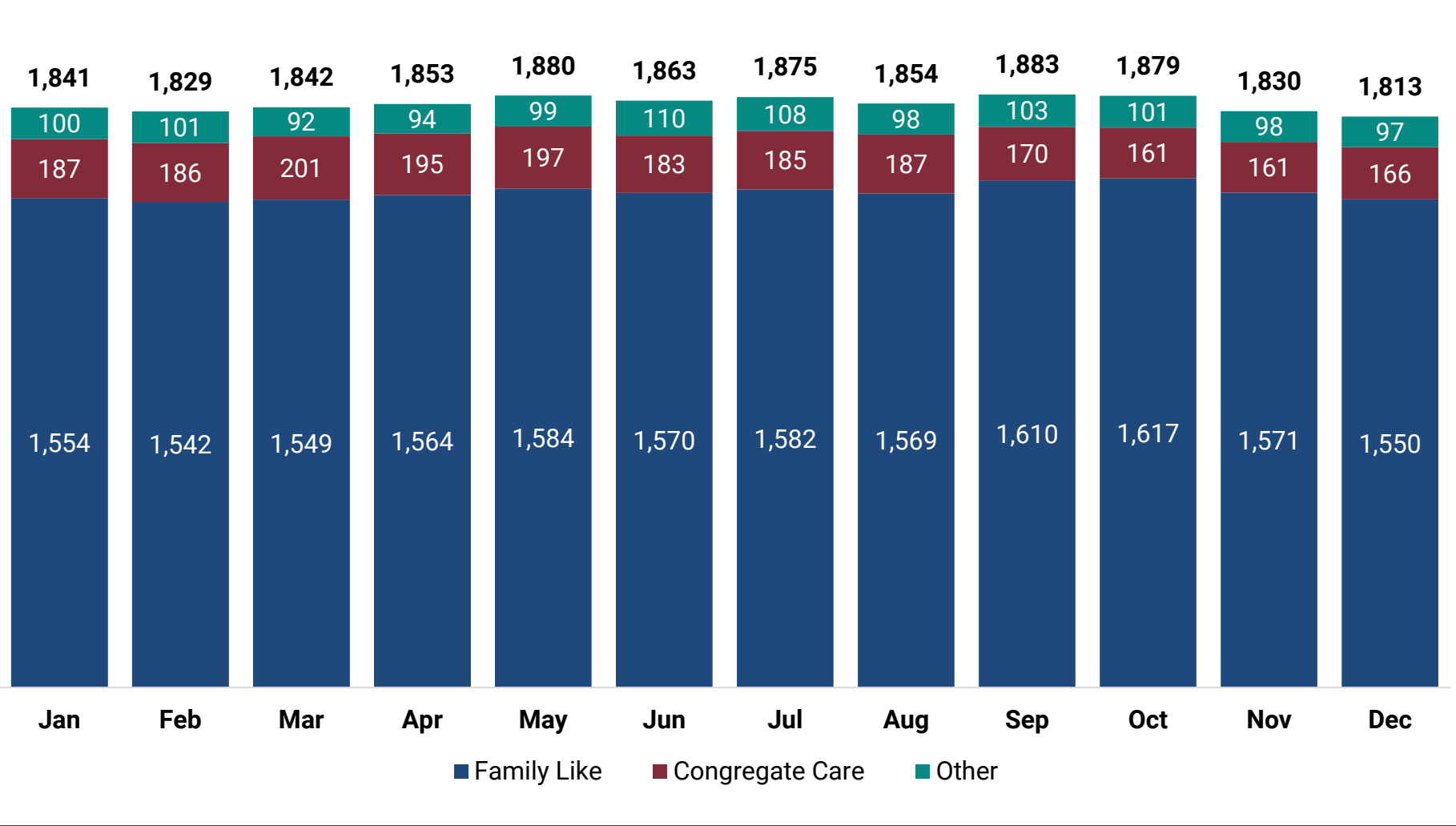
Adoption and Safe Families Act (ASFA)

- 491 children reached 15 of 22 months in OHC
- 388 children met contract ASFA requirements through:
 - A termination of parental rights (TPR) petition filed with the court,
 - An allowable ASFA exception documented,
 - A TPR referral submitted to Children’s Court
- 79.0% of children were compliant with ASFA

Permanency: Placement Types



Total Number of Children in Out-of-Home Care by Placement Group
(January - December 2022)



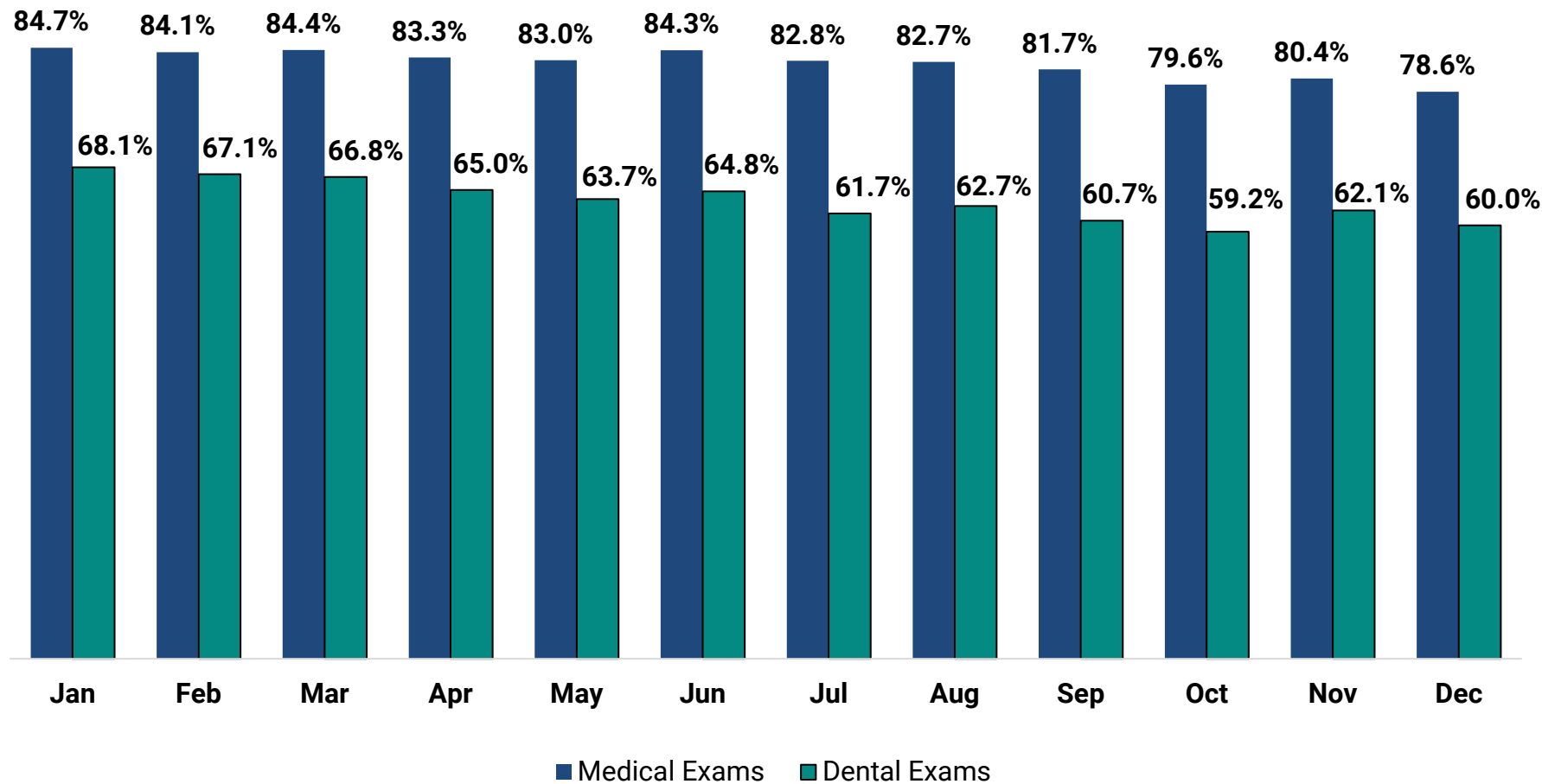
Placement Types (average)

- **84.8%** in a Family Like setting
- **9.8%** in Congregate Care
- **5.4%** in Other

Well-being: Annual Medical and Dental Exams



Percentage of Completed Annual Medical / Dental Exams
(January - December 2022)



Medical

- On average per month (January-December), **1,518** of **1,841** children (**82.5%**) were current with their annual medical exams

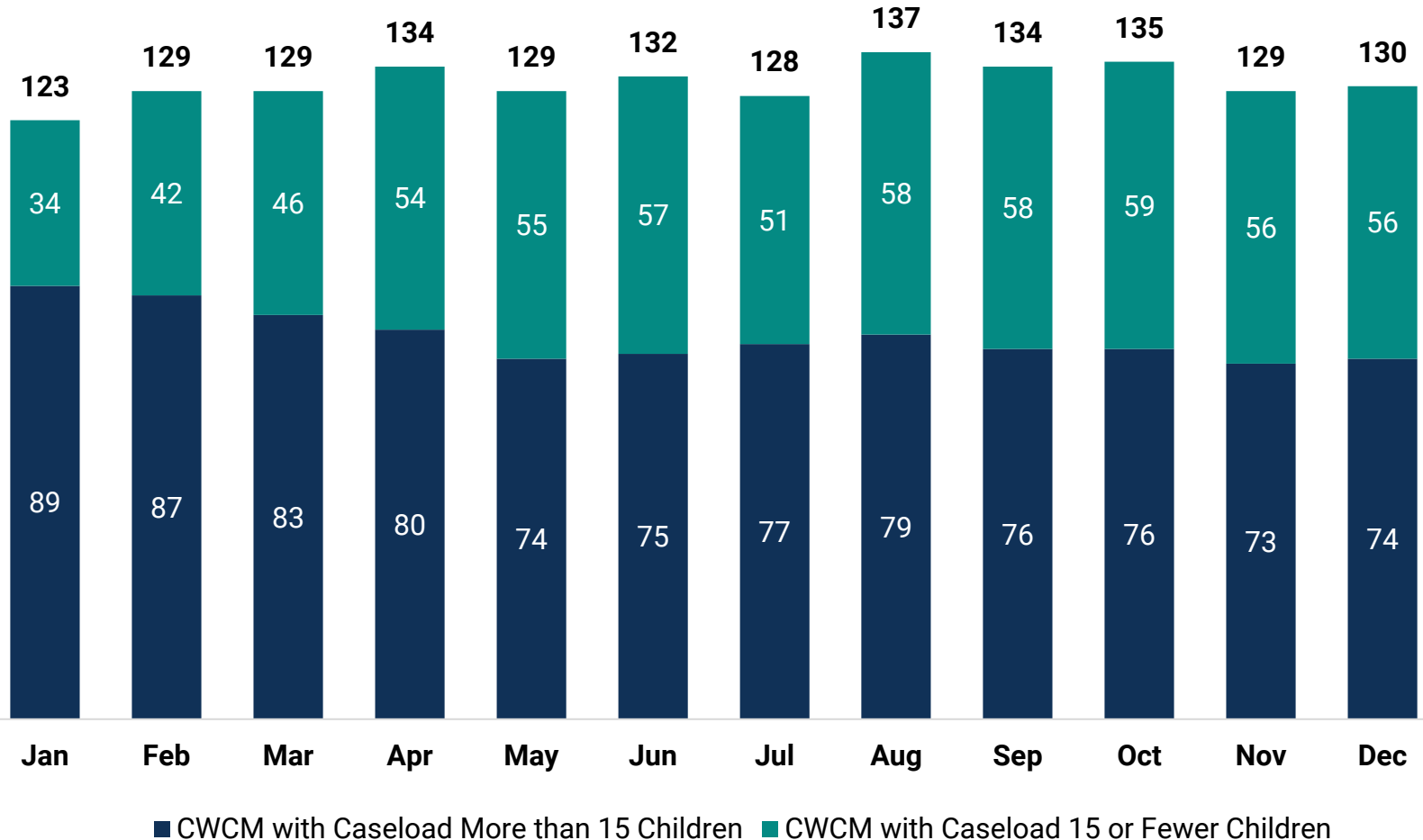
Dental

- On average per month (January-December), **945** of **1,489** children (**63.5%**) were current with their annual dental exams

Workforce: Child Welfare Case Manager Staffing and Caseload



**Child Welfare Case Managers with More than 15 Children by Month
(January-December 2022)**



Caseloads for Child Welfare Case Managers

(January-December 2022)

- On a yearly average, **79** of **131** (**60.1%**) case carrying Child Welfare Case Managers (CWCM) had more than 15 children on their caseload

Hires and Separations

(January-December 2022)

- **98** staff were hired
- **83** staff separated employment

Child Welfare Case Manager Staffing

(January-December 2022)

- At the beginning of 2022, there were **128** ongoing case management staff
- **36.7%** staff turnover rate

Jeanine B. Settlement Agreement Measures 2018 – 2022

Historical Settlement Measures	CY 2018	CY 2019	CY 2020	CY 2021	CY 2022
<i>7.1 Placement Stability</i>	88%	89%	87%	88%	86%
<i>7.2 ASFA Timeliness</i>	89%	83%	87%	90%	73%
<i>7.3. Belated ASFA</i>	0%	100%	100%	90%	75%
<i>7.4 Length of Stay</i>	12%	12%	12%	13%	13%
<i>7.5. Reunification</i>	63%	49%	47%	46%	37%
<i>7.6. Adoption</i>	33%	25%	26%	32%	29%
<i>7.7. Maltreatment</i>	0.12%	0.23%	0.22%	0.24%	0.19%
<i>7.8 Independent Investigations (Ind Inv) Timely Sent by DMCPs to Ind Inv Agency</i>	99%	98%	97%	98%	100%
<i>7.9 Ind Inv Agency Timely Assign Staff</i>	99.5%	100%	100%	100%	100%
<i>7.10 Ind Inv Agency Timely Determination</i>	100%	98%	100%	100%	99%

Jeanine B. Settlement Agreement Measures 2018 – 2022

Historical Settlement Measures	CY 2018	CY 2019	CY 2020	CY 2021	CY 2022
<i>7.11 Caseload Size</i>	8	9	8	9	10
<i>7.12 Face-to-Face Contact</i>	98%	98%	97%	96%	94%
<i>7.13 Assessment Centers</i>	96%	95%	98%	98%	97%
<i>7.14 Initial Family Assessments</i>	85%	85%	95%	94%	86%
<i>7.15 Initial Health Screens</i>	93%	92%	90%	93%	78%
<i>7.16 Placement Packets to Foster Parents</i>	90%	94%	90%	87%	85%
<i>7.17 Annual Medical Exam</i>	93%	93%	89%	88%	82%
<i>7.18 Annual Dental Exams</i>	83%	81%	72%	71%	63%
<i>7.19 Initial Permanency Plans</i>	85%	81%	83%	69%	61%
<i>7.20 Permanency Plan Reviews</i>	95%	95%	94%	97%	97%
<i>7.21 Re-Entry</i>	7%	7%	7%	6%	4%
<i>7.22 Child Welfare Case Manager Turnover</i>	33%	34%	25%	46%	37%
<i>7.23 Children per Caseload</i>	13.4	14.2	13.4	14.5	15.0

Summary of Performance – Key Takeaways

- Volume in Access and Initial Assessment increased from 2021, however, continues to be less than pre-pandemic levels.
- There was a reduction of 9 Initial Assessment staff over the course of 2022. This, coupled with an increase in referrals and screen-in rate, will impact IA case load and will be important to monitor.
- Safety Outcomes are stable. Performance in re-entry was strong in 2022.
- The number of foster homes continues to decrease. This will be something to continue to monitor.
- Length of Stay improved over the course of 2022 – there was a reduction of almost 100 children who have been in out-of-home care for greater than 24 months.
- Turnover of the Child Welfare Case Managers improved from 2021 – this has led to a slight improvement in caseload. This will be something to continue to watch in 2023.



Upcoming Changes for the next Independent Monitoring Report

- Increased information on Initial Assessment staffing
- Modification to the Re-Entry measure – this will better represent case practice
- Information on children entering out-of-home care – this will provide more context to children being discharged from out-of-home care.



Division of Milwaukee Child Protective Services

Annual Independent Monitoring Report

(January through December 2022)

&

Historical Jeanine B. Settlement Agreement

(2018-2022)

<https://dcf.wisconsin.gov/mcps/data>