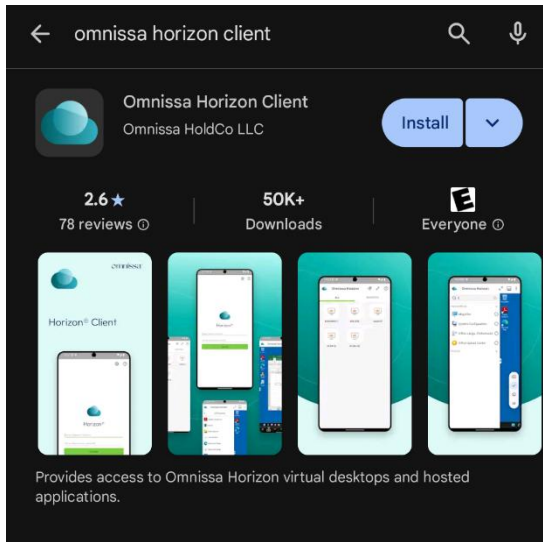
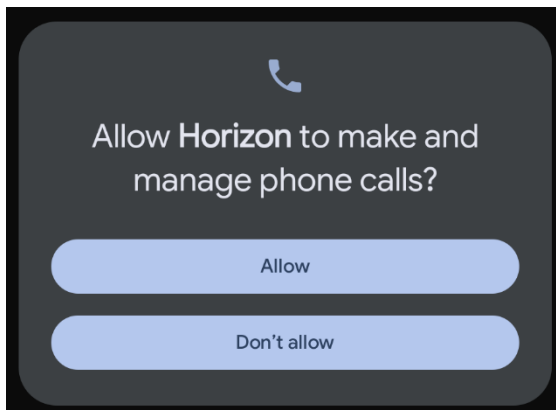


How-To: Set up VDI Access on an Android device

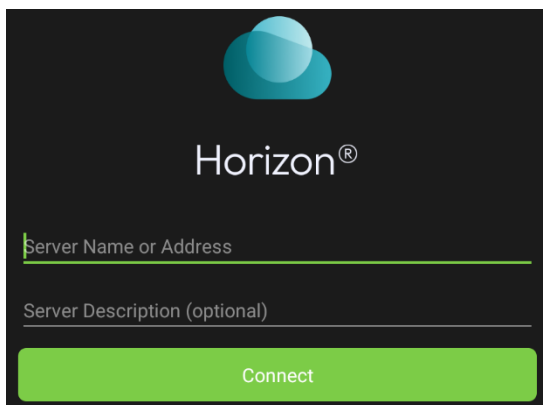
1. Go to the Play Store and search Omnissa Horizon Client



2. Tap **Install**
3. Launch the app
4. When prompted, **Allow** Horizon to manage calls



5. Enter **dcfvdi.wisconsin.gov** for the Server Name and click **Connect**



How-To: Set up VDI Access on an Android device

6. You will then be prompted to enter your credentials. Please follow the [DCF VDI Login with Entra Authenticator App](#) instructions to continue logging in.