



Entra MFA Login to DCF VDI with Authenticator App

Connect to your VDI

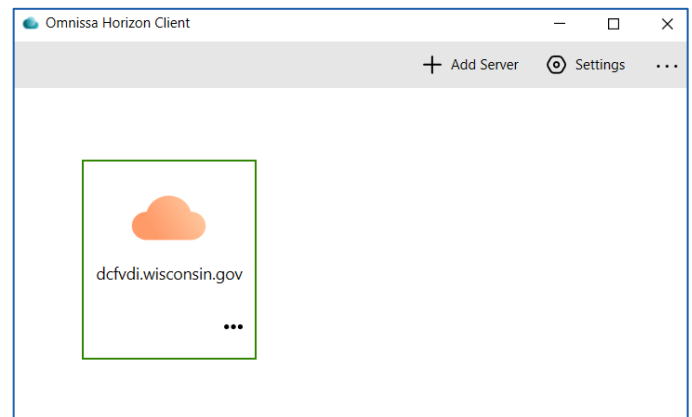
1. Open the Omnissa Horizon Client.
2. If you have a DCF laptop or desktop, double-click the DCF VDI icon on your desktop:



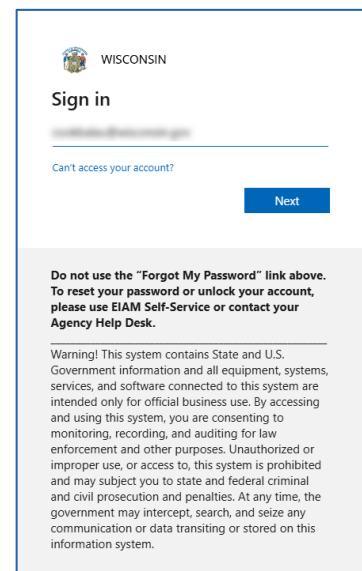
3. If you do not have a DCF laptop or desktop, double-click the Horizon icon on your desktop:



- a. Double-click the **dcfvd.wisconsin.gov** tile. If you do not see this, click on the "Add Server" button and type in **dcfvd.wisconsin.gov**. Then double click the cloud icon.



4. A web browser window will open, presenting an Entra login page. Enter your DCF email address and click Next.



5. Enter your password and click Sign In.

WISCONSIN

← [blurred email address]

Enter password

[Forgot my password](#)

Sign in

Do not use the "Forgot My Password" link above. To reset your password or unlock your account, please use EIAM Self-Service or contact your Agency Help Desk.

Warning! This system contains State and U.S. Government information and all equipment, systems, services, and software connected to this system are intended only for official business use. By accessing and using this system, you are consenting to monitoring, recording, and auditing for law enforcement and other purposes. Unauthorized or improper use, or access to, this system is prohibited and may subject you to state and federal criminal and civil prosecution and penalties. At any time, the government may intercept, search, and seize any communication or data transiting or stored on this information system.

6. Verify login with your Microsoft Authenticator App
You will see an Approve sign in request screen.

WISCONSIN

Approve sign in request

Open your Authenticator app and approve the request. Enter the number if prompted.

79

Didn't receive a sign-in request? **Swipe down to refresh** the content in your app.

[I can't use my Microsoft Authenticator app right now](#)

[More information](#)

7. On your mobile device, you will be presented a notification from **Microsoft Authenticator**. Open it.
- a. If you did not receive a notification, open the **Microsoft Authenticator** app manually.
8. In **Microsoft Authenticator**, enter the number you were presented earlier on your computer, and click **Yes**.

Outlook 8:54 AM 89%

Are you trying to sign in?

State of Wisconsin

Enter the number shown to sign in.

App: ENT - Zscaler Two

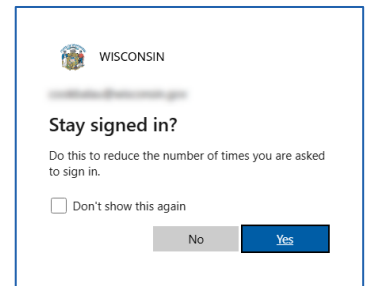
79

No, it's not me **Yes**

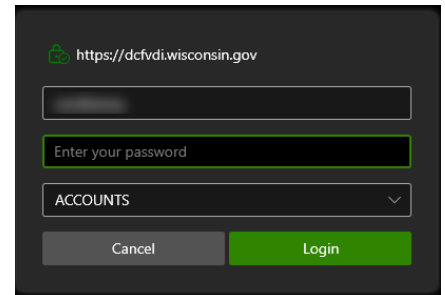
Authenticator locked

1 2 3
4 5 6
7 8 9
0

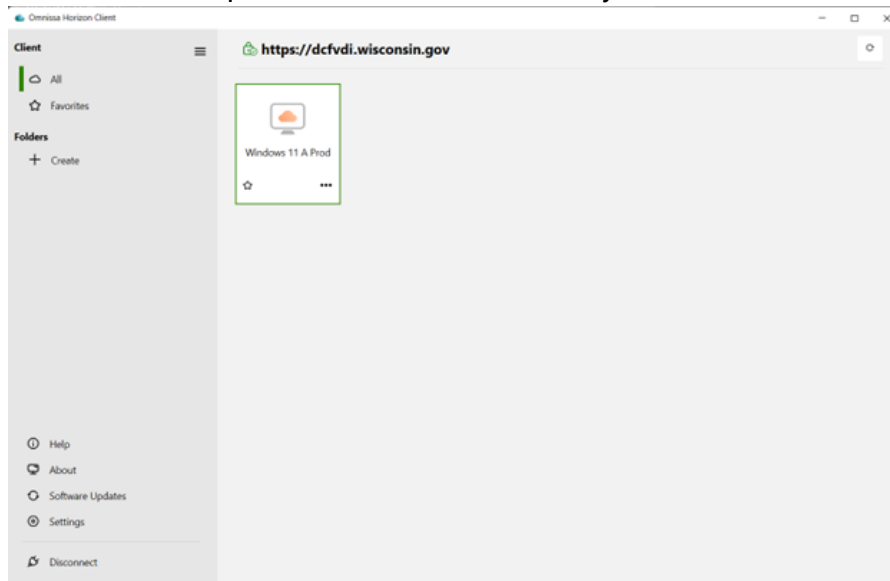
6. At the Stay Signed In prompt, click No



7. Enter your ACCOUNTS username and password.
Click **Login**



8. The Horizon Client will open. Double click the tile for your VDI to launch it.



If you have any questions or concerns with these instructions, please contact the DCF Service Desk:

📞 608-264-6323

✉️ DCFServicedesk@wisconsin.gov