

Learn how to change video Closed Captions from English to Spanish



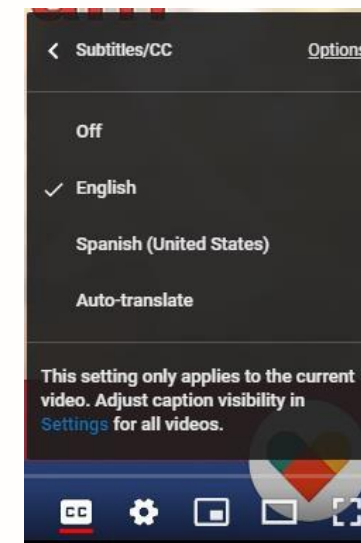
Wisconsin Department of
Children and Families

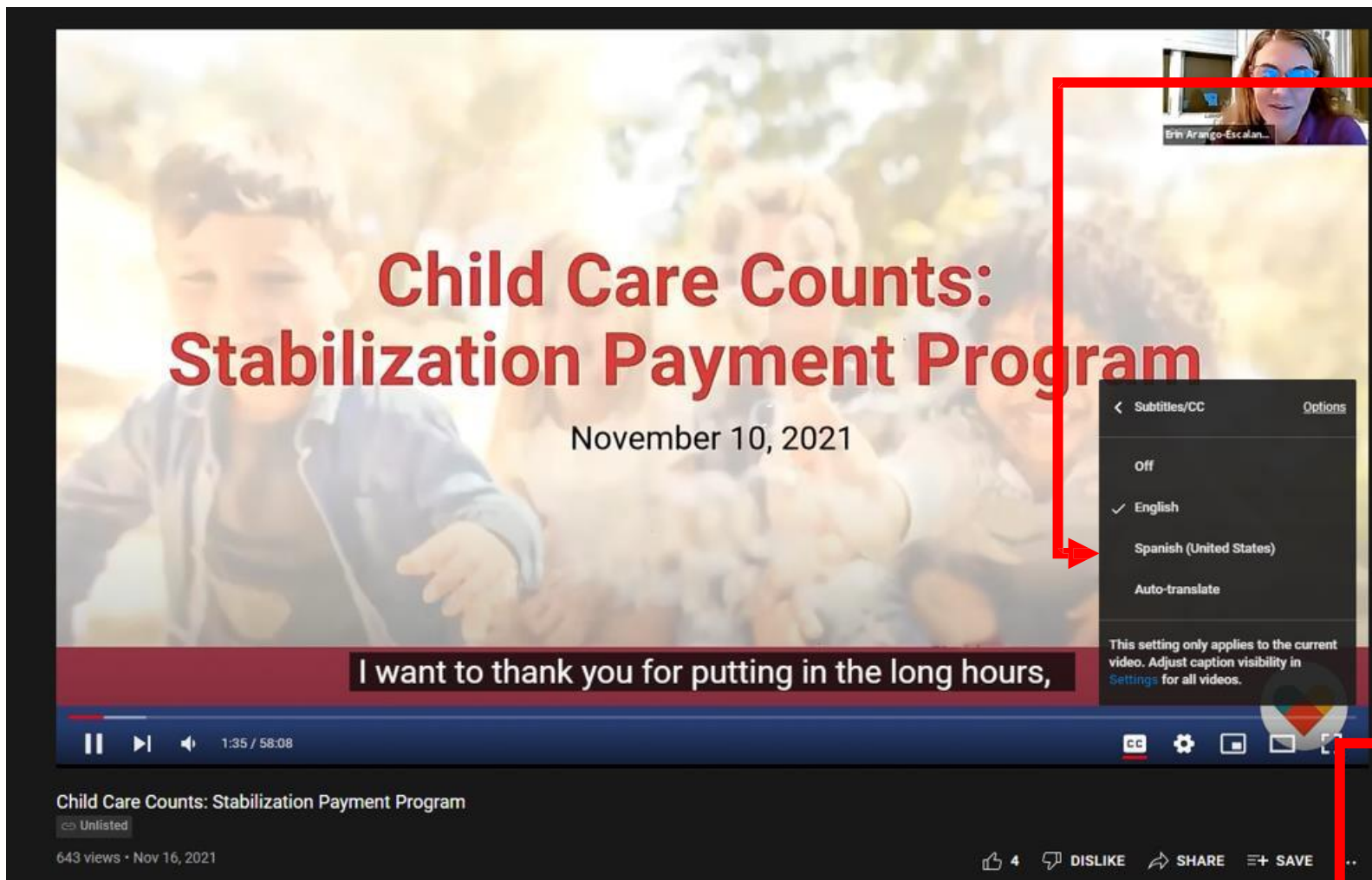
Child Care Counts: Stabilization Payment Program

November 10, 2021

can get very difficult. I will not be able to see
your hands that are raised if you have questions,

1. Enable closed captions by clicking the closed captions icon.
2. Note that the list that pops up says **Subtitles/CC (2)**, meaning that there are Closed Captions for two languages.
3. The current language is English, but you can change it to Spanish in the fly-up menu.





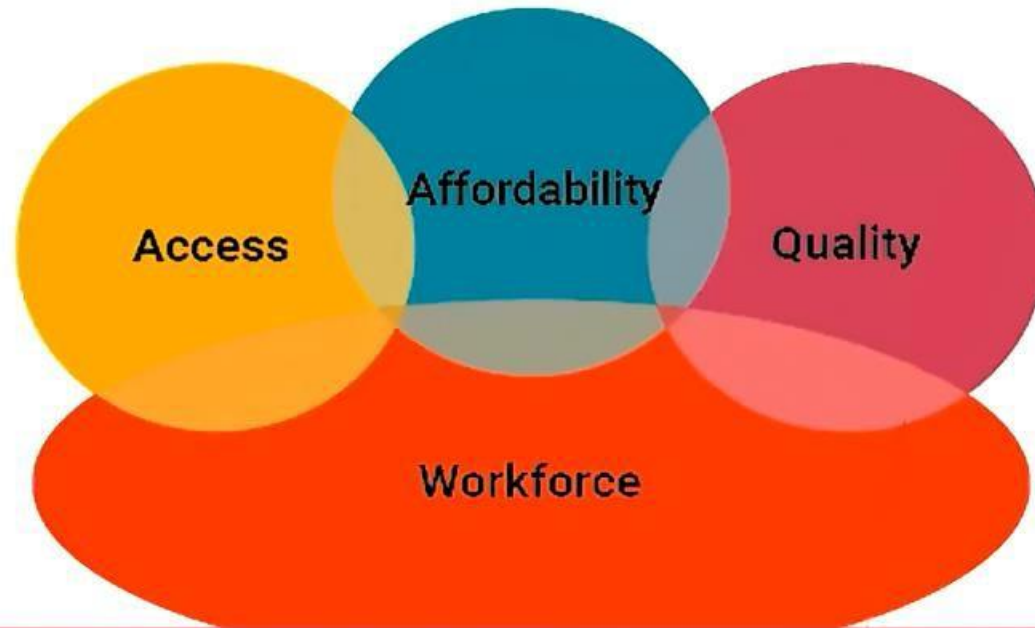
- Choose Spanish (United States) from the list.
- You will now see that the **Subtitle/CC (2)** says **Spanish (United States)**.



- The closed captions have changed from English to Spanish, though the voice track is still in English.



Equity & Inclusion



asequibilidad y la calidad para avanzar y promover la equidad y la inclusión en nuestro estado.

Child Care Counts: Stabilization Payment Program

Unlisted

643 views · Nov 16, 2021

4 DISLIKE SHARE SAVE ...

