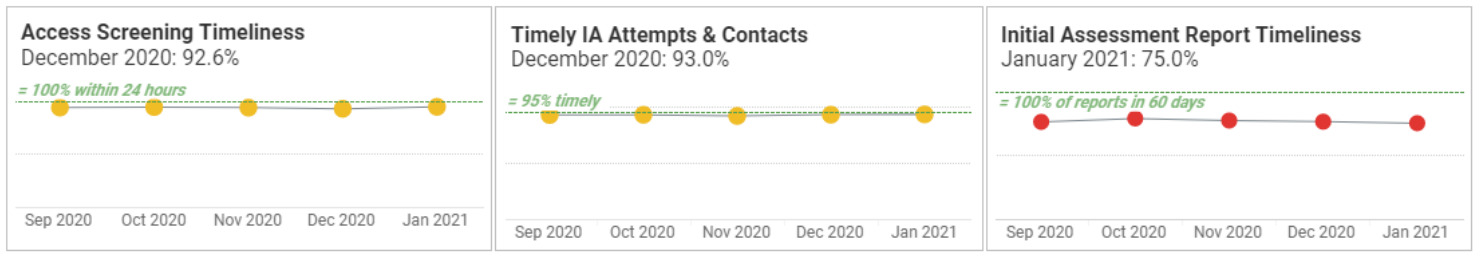


# Division of Safety and Permanence: Access & Initial Assessment Metrics



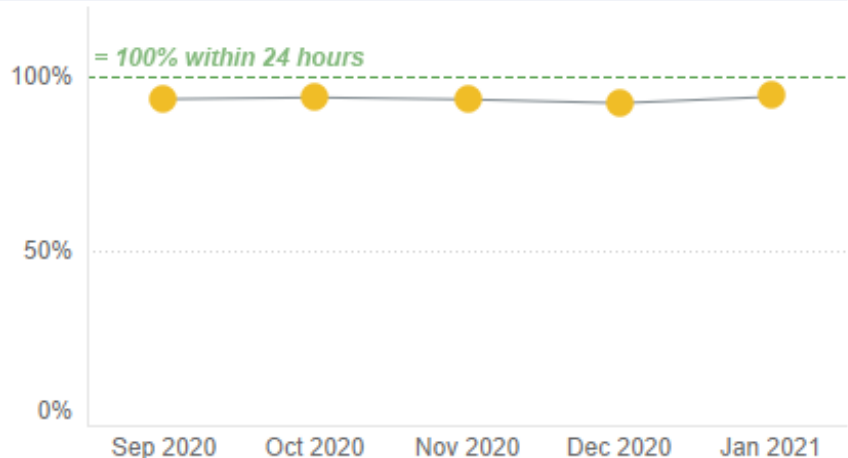
- Performance met or exceeded the target
- Performance is approaching the target
- Performance is not meeting the target
- Reporting period incomplete

1 Use the grey tabs across the top, or click on the metric name in any metric's rectangle to open the dashboard for that metric

2 Hover over the Question Mark icon to get more information about the dashboard (move the mouse into the text box to keep it open while you read)

# Access Referral Screening

## Referrals Screened Timely



**Performance Metric:** Timely screening of child welfare reports (Access).

**Objective:** Increase the percentage of Access referrals that are screened within 24 hours.

**Target:** 100% of Access referrals are screened within 24 hours.

**What does this measure?** The number of referrals received each month that are screened within 24 hours compared to the total number of Access referrals screened in that month.

**Why is this important?** DCF and our county partners are committed to responding to reports of alleged abuse or maltreatment in a timely manner.

**Data source:** dWiSACWIS (child welfare data warehouse)

Met performance target

Needs improvement

Approaching target

Incomplete period

Select a county:

Show the most recent:

(All) 1 5 2 months

Data from 1/1/2010 to 1/31/2021 are included in this dashboard.  
The data are refreshed each business day.

3 Download data

1

For some metrics, you can select one or more counties using the County drop down menu

2

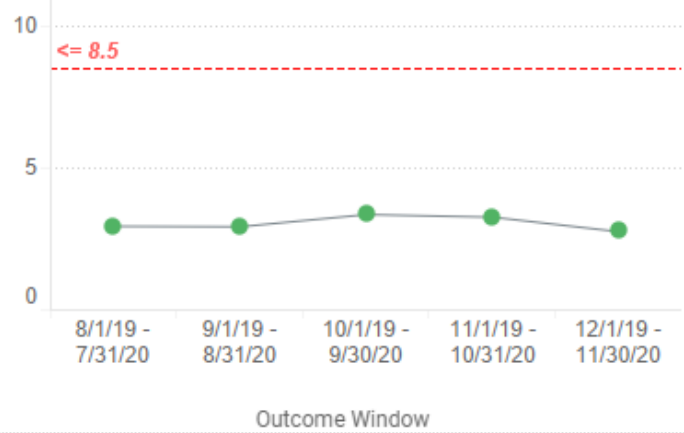
To select the date timeframe, adjust the number of periods (from 1 to 12) and chose the period type: months, quarters, or years. Not all options are available on all dashboards.

3

Click on the "Download data" button to open or save an Excel file with the aggregated performance metric data. The file will include all years of data available in the dashboard, by County.

# Maltreatment in Out-of-Home Care

## Maltreatment Rate



**Performance Metric:** Maltreatment in Out-of-Home Care (OHC)

**Objective:** Decrease the number of children maltreated by anyone – not limited to OHC providers – while in OHC.

**Target:** The rate of maltreatment should not exceed the current federal standard of 8.5 victimizations per 100,000 days in OHC.

**What does this measure?** Maltreatment in OHC is calculated by the number of children with a substantiated maltreatment in OHC over a 12-month period, expressed per 100,000 placement days, compared to the total number of days children were placed in OHC during the same time frame.

**Why is this important?** DCF is committed to ensuring the safety and well-being of all children in OHC.

**Data source:** dWiSACWIS (child welfare data warehouse), CFRS 3 (federal Child and Family Services Reviews standards)

- Met performance target
- Needs improvement
- Approaching target
- Incomplete period

Select a county: (All) Show the most recent: 5 outcome windows

Help

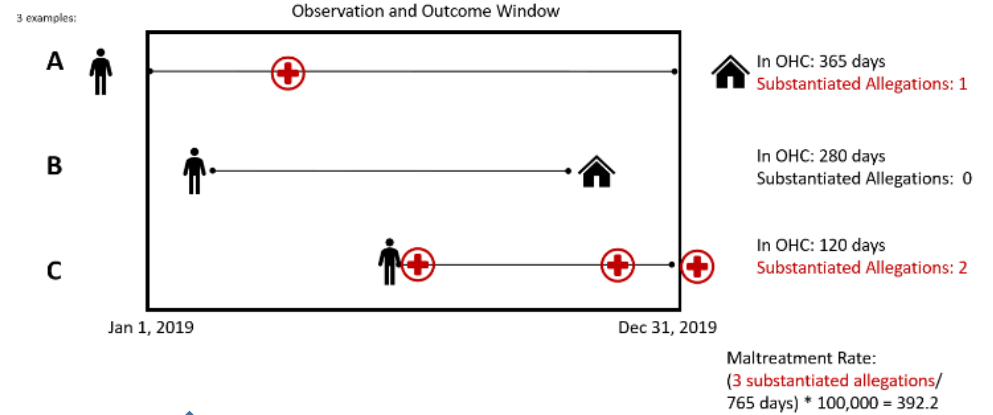
1

Data from 2/1/2015 - 1/31/2016 to 12/1/2019 - 11/30/2020 are included in this dashboard. The data are refreshed monthly but are lagged by one month.

Download data

# Maltreatment in Out-of-Home Care

Of children who were in OHC within a specific 12-month period: how many substantiated maltreatment allegations occurred per the total number of days those kids were in OHC during that 12-month period? (multiplied by 100,000 days)  
Federal Standard = less than 8.5 victimizations per 100,000 days



Close help

1b

2/1/2015 - 1/31/2016 to 12/1/2019 - 11/30/2020 are included in this dashboard. The data are refreshed monthly but are lagged by one month.

Download data

1

The Child and Family Service Reviews, Part 3 (CFRS3) dashboards for DSP and DMCPs include a “Help” button. Click on the Help button to view a detailed diagram describing how the metric is calculated. 1b: Click the Close help button to return to the Performance Metric dashboard.