

Narrative of Monthly Report April 2026

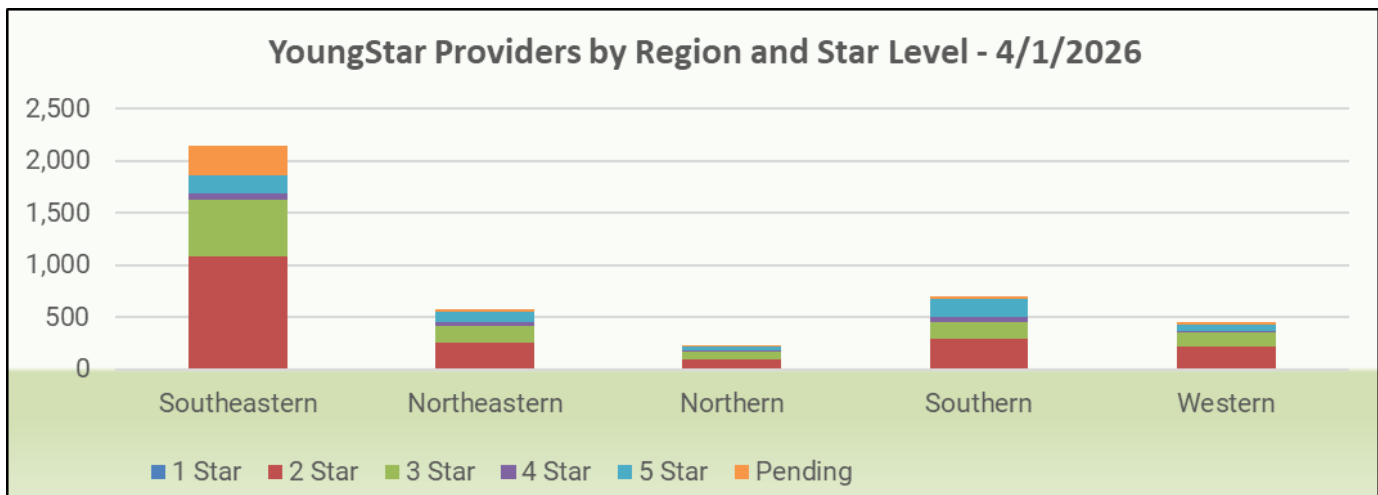
YoungStar has transitioned to a new service provider in 2023. There are now five YoungStar Regions instead of six. The Milwaukee and Kenosha/Racine Regions have been merged into the Southeastern Region. Waukesha County is now part of the Southeastern Region. These changes and adjustments are reflected in the data.

For the month of April, the following are notable YoungStar statistics.

★ **Participation and Rating Composition:**

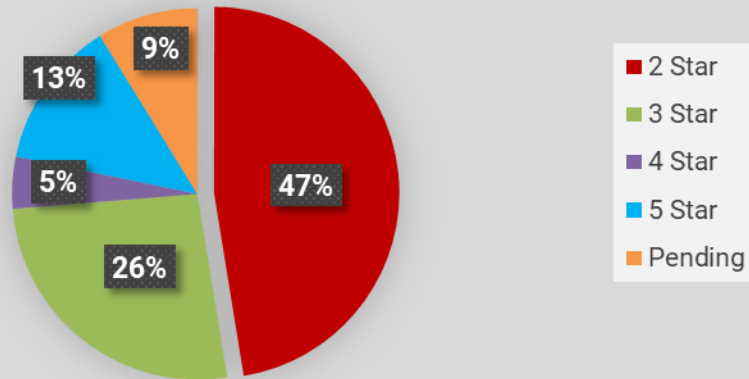
We currently have 4,088 programs participating in YoungStar. This is an increase of 11 programs as compared to last month. The chart and graph below show the rating composition by region for the current month.

	1 Star	2 Star	3 Star	4 Star	5 Star	Pending	TOTAL
Southeastern	1	1,085	541	62	170	289	2,148
Northeastern	0	249	161	42	95	25	572
Northern	0	91	83	12	32	9	227
Southern	0	291	160	54	172	17	694
Western	0	222	130	14	61	20	447
Total	1	1,938	1,075	184	530	360	4,088



Data as of 4/30/2026

Composition of Quality Ratings for all Rated YoungStar Programs - 4/1/2026



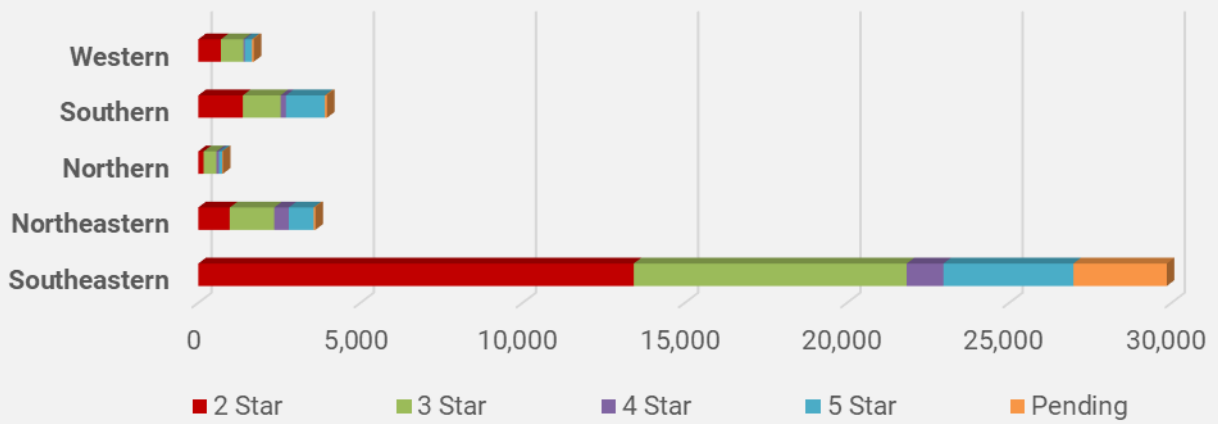
★ **Rating and Wisconsin Shares Data**

The total number of programs currently rated was 3,728. There were an additional 360 programs with pending ratings. There were 3,013 programs with open Wisconsin Shares authorizations when the data was run for this report. There were children receiving Wisconsin Shares as shown by region, age, and star level.

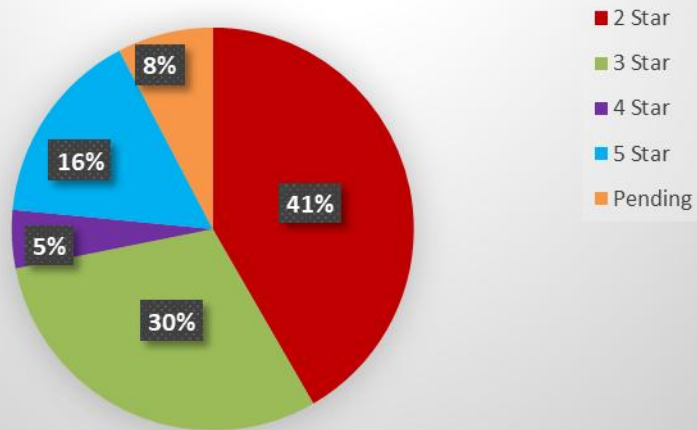
	2 Star	3 Star	4 Star	5 Star	Pending	Total
Southeastern	13,423	8,415	1,134	4,007	2,876	29,855
Northeastern	969	1,373	450	764	54	3,610
Northern	161	399	75	102	19	756
Southern	1,372	1,165	167	1,199	63	3,966
Western	698	694	40	224	55	1,711
Total	16,623	12,046	1,866	6,296	3,067	39,898

Data as of 4/30/2026

Children Receiving Wisconsin Shares by Region and Star Level - 4/1/2026

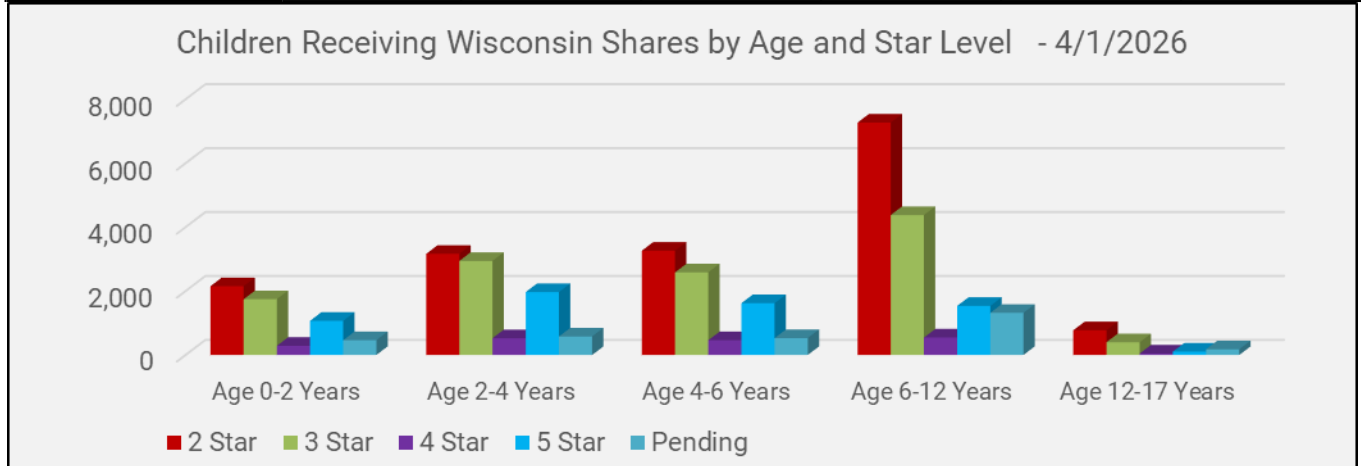


Percentage of Children Receiving Shares at Quality Levels - 4/1/2026



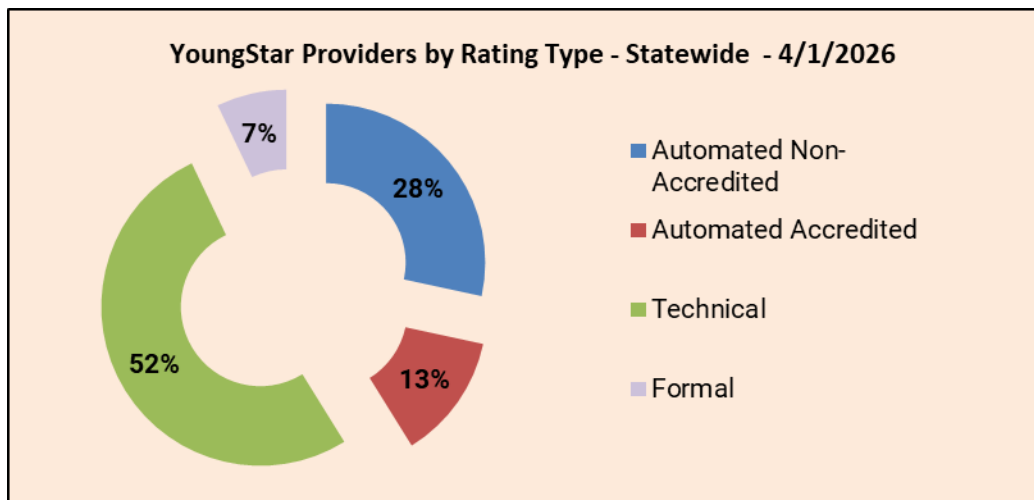
Data as of 4/30/2026

	2 Star	3 Star	4 Star	5 Star	Pending	Total
Age 0-2 Years	2,151	1,745	287	1,068	463	5,714
Age 2-4 Years	3,165	2,943	525	1,967	578	9,178
Age 4-6 Years	3,262	2,584	461	1,620	530	8,457
Age 6-12 Years	7,270	4,377	547	1,536	1,318	15,048
Age 12-17 Years	775	397	46	105	178	1,501
Total	16,623	12,046	1,866	6,296	3,067	39,898



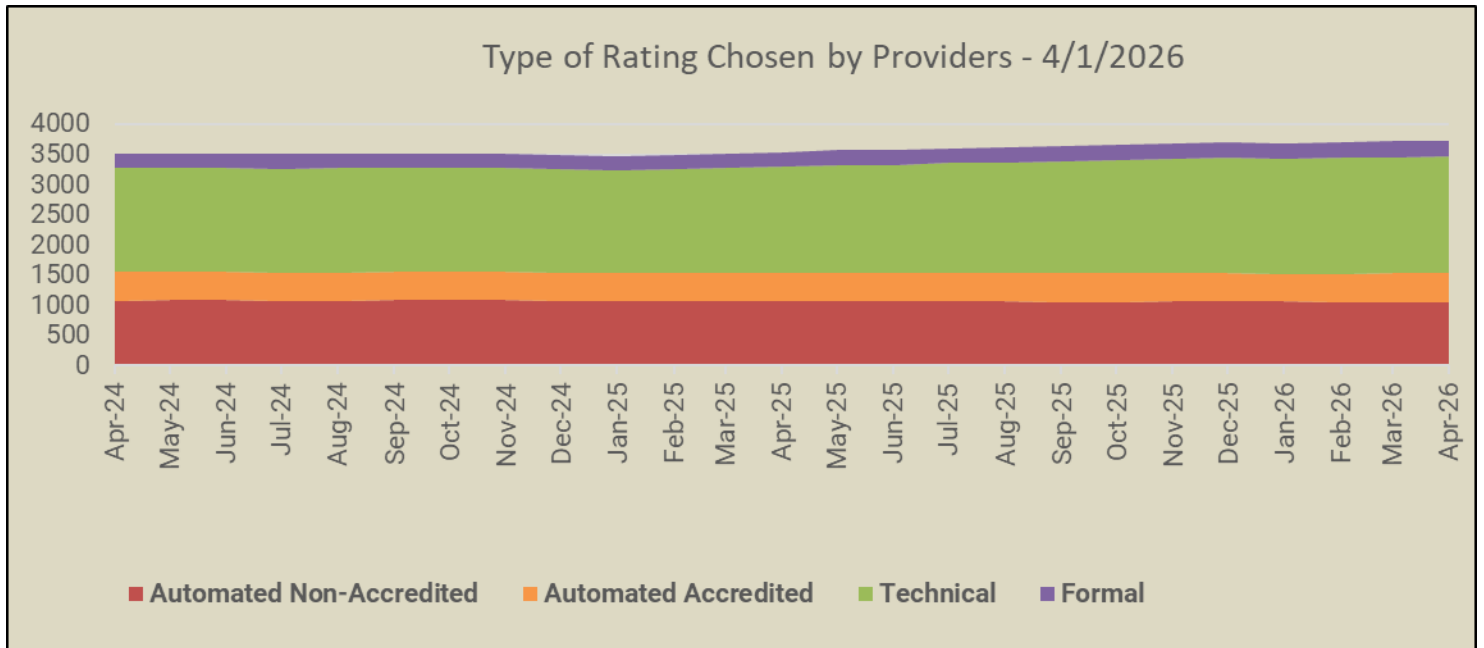
★ **Rating History and Composition:**

The composition of currently rated programs is shown below.

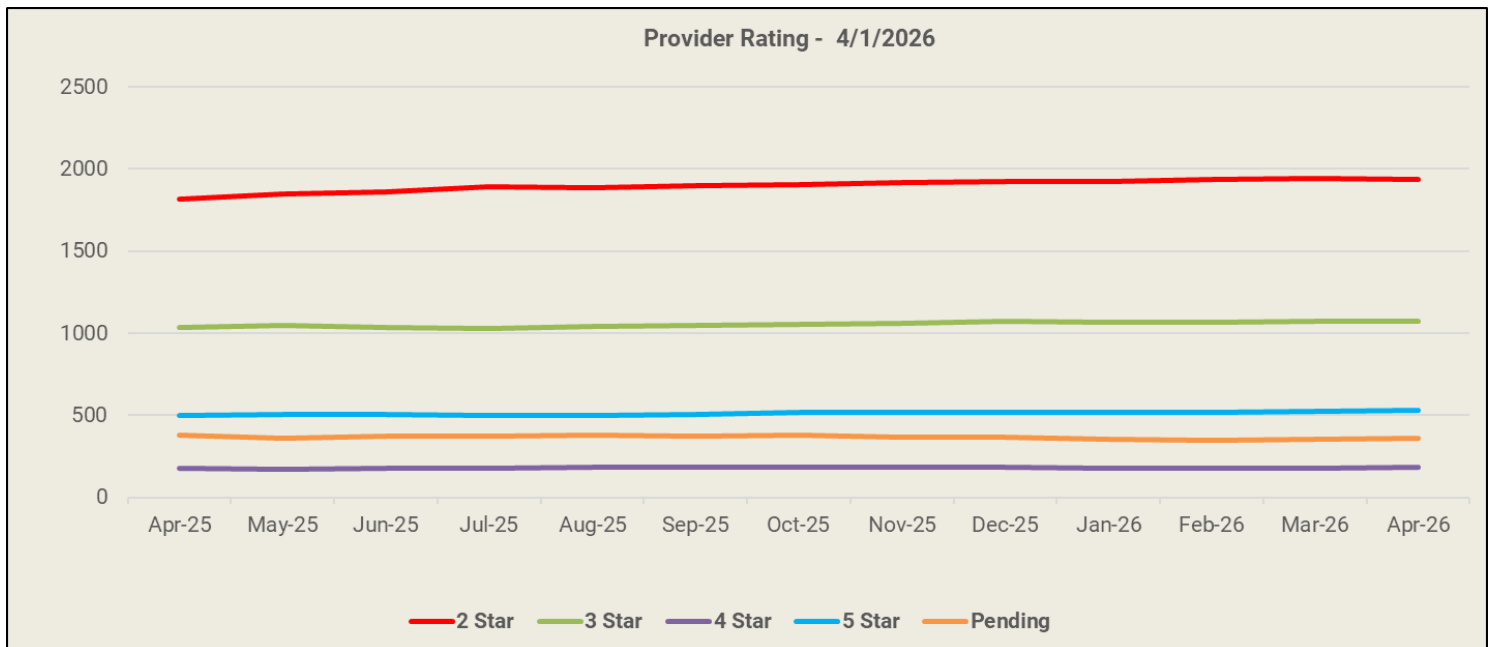


Data as of 4/30/2026

The graph below shows the movement in rating type chosen by providers over the past two years.



The graph below shows movement in rating levels for providers over the past year.

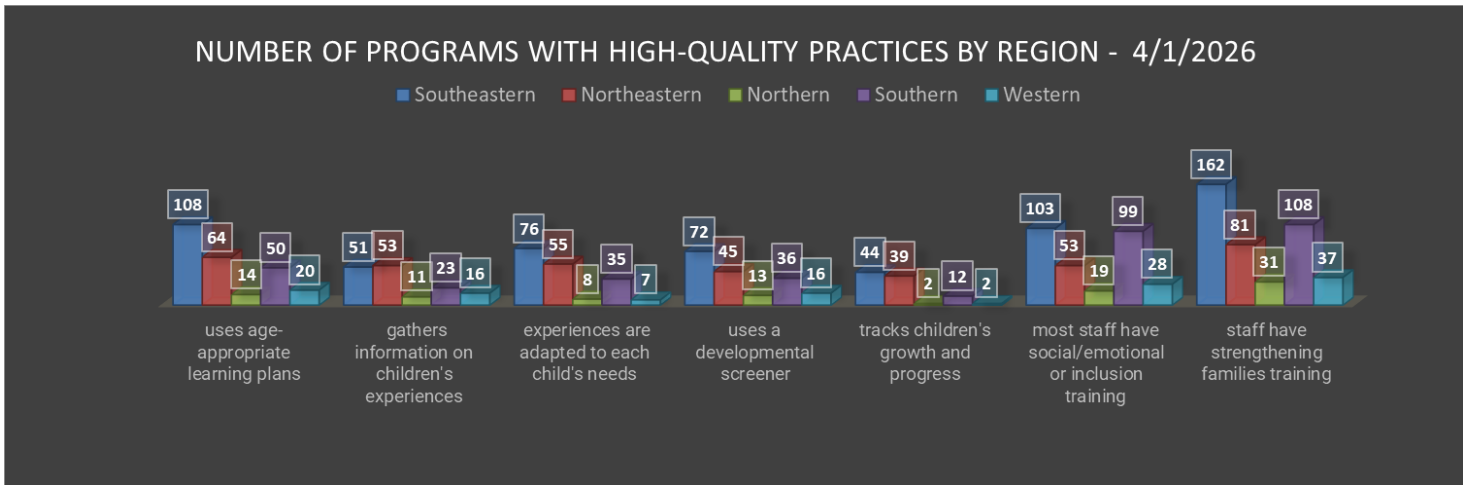


Data as of 4/30/2026

★ **High-Quality Practices:**

As part of the YoungStar evaluation process, programs can be evaluated for having key high-quality practices. The number of programs with high-quality practices is shown below by region.

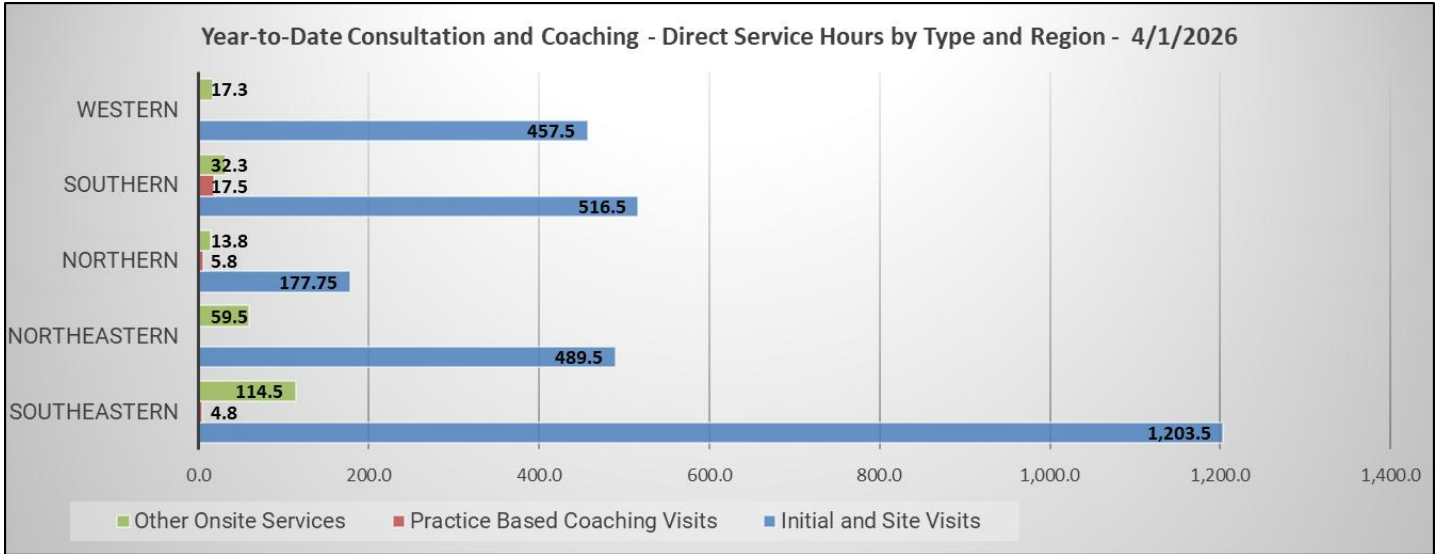
	uses age-appropriate learning plans	gathers information on children's experiences	experiences are adapted to each child's needs	uses a developmental screener	tracks children's growth and progress	most staff have social/emotional or inclusion training	staff have strengthening families training
Southeastern	108	51	76	72	44	103	162
Northeastern	64	53	55	45	39	53	81
Northern	14	11	8	13	2	19	31
Southern	50	23	35	36	12	99	108
Western	20	16	7	16	2	28	37
Total	256	154	181	182	99	302	419



★ **Onsite Services:**

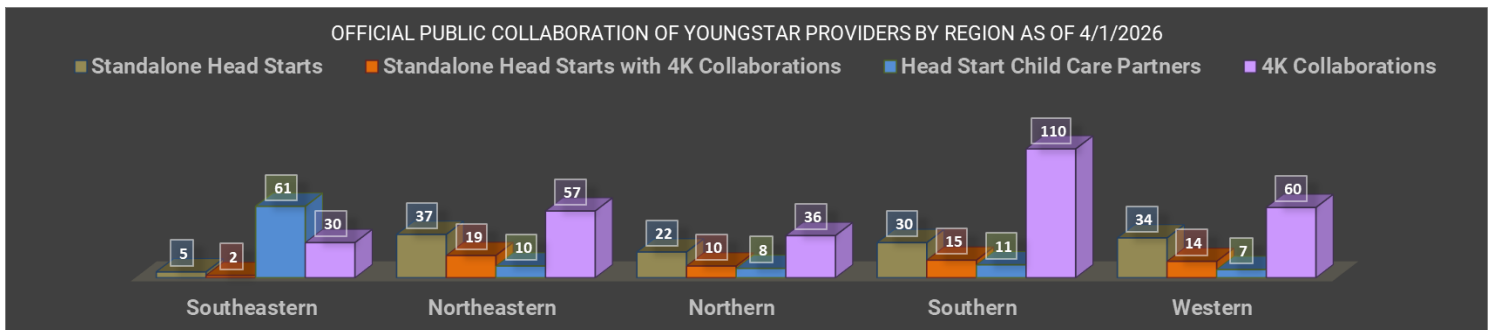
YoungStar provides thousands of hours of direct consultation and coaching services every year to help early care programs with quality improvement across the state. Direct services include things like site visits, practice based coaching services, and formal rating verification visits. The number of hours provided year-to-date are shown in the chart below by type and region.

Data as of 4/30/2026

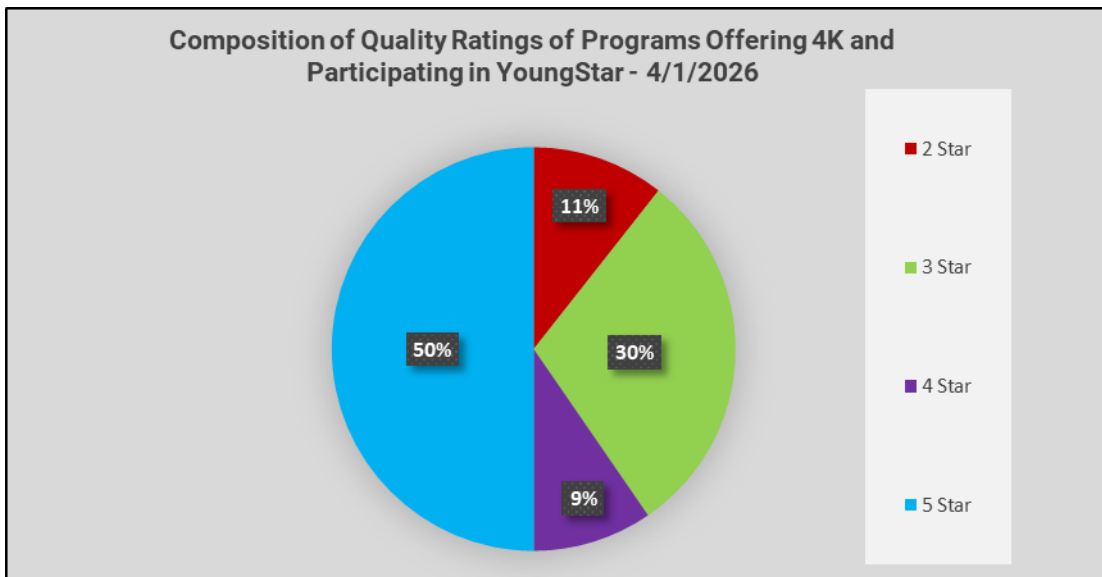
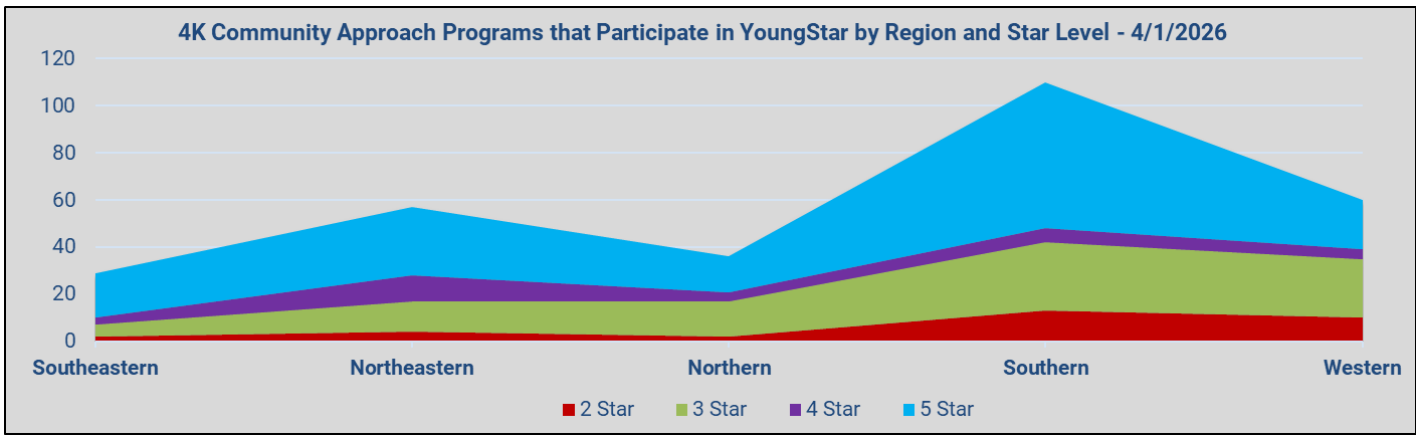
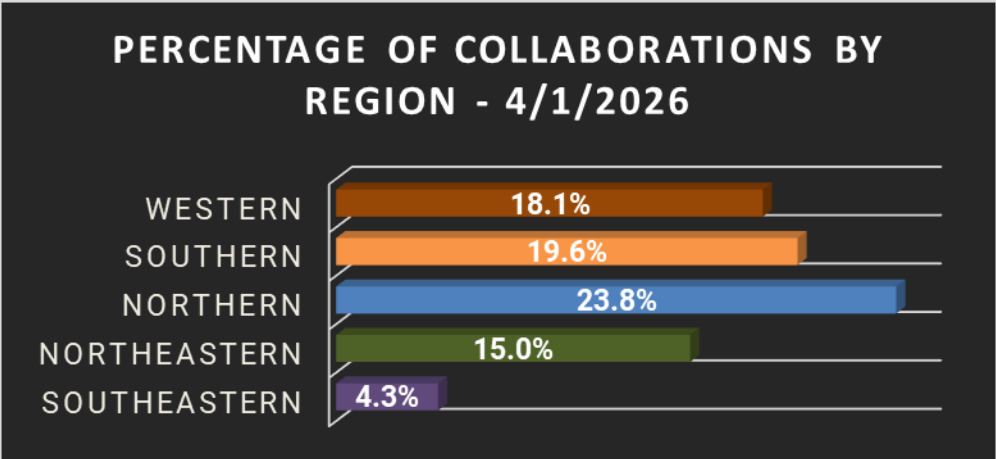


★ YoungStar Data on Partnerships:

Region	Standalone Head Starts	Standalone Head Starts with 4K Collaborations	Head Start Child Care Partners	4K Collaborations	YoungStar Providers
Southeastern	5	2	61	30	2,148
Northeastern	37	19	10	57	572
Northern	22	10	8	36	227
Southern	30	15	11	110	694
Western	34	14	7	60	447
Statewide	128	60	97	293	4,088



Data as of 4/30/2026



Data as of 4/30/2026

The Head Start/4K Child Care Collaboration information is based on returned surveys and all programs may not be included.

Please see <https://dcf.wisconsin.gov/youngstar/program/impact> for more details.