

# GIS Mapping of Providers

*eWiSACWIS*

*November 4<sup>th</sup>, 2010*

*Jesus Mireles, et.al. Waukesha County*


# The Issues?

- Where is the closest provider to an address?
- Does that provider have available space?
- In case of a natural emergency, are the children safe?
- Are there children in my county in placements from adjoining Counties?
- Where are they and are they safe?
- What else should I consider when placing a child?


# The Foster Care Picture




# The Foster Care Picture




# The Foster Care Picture



# The Foster Care Picture

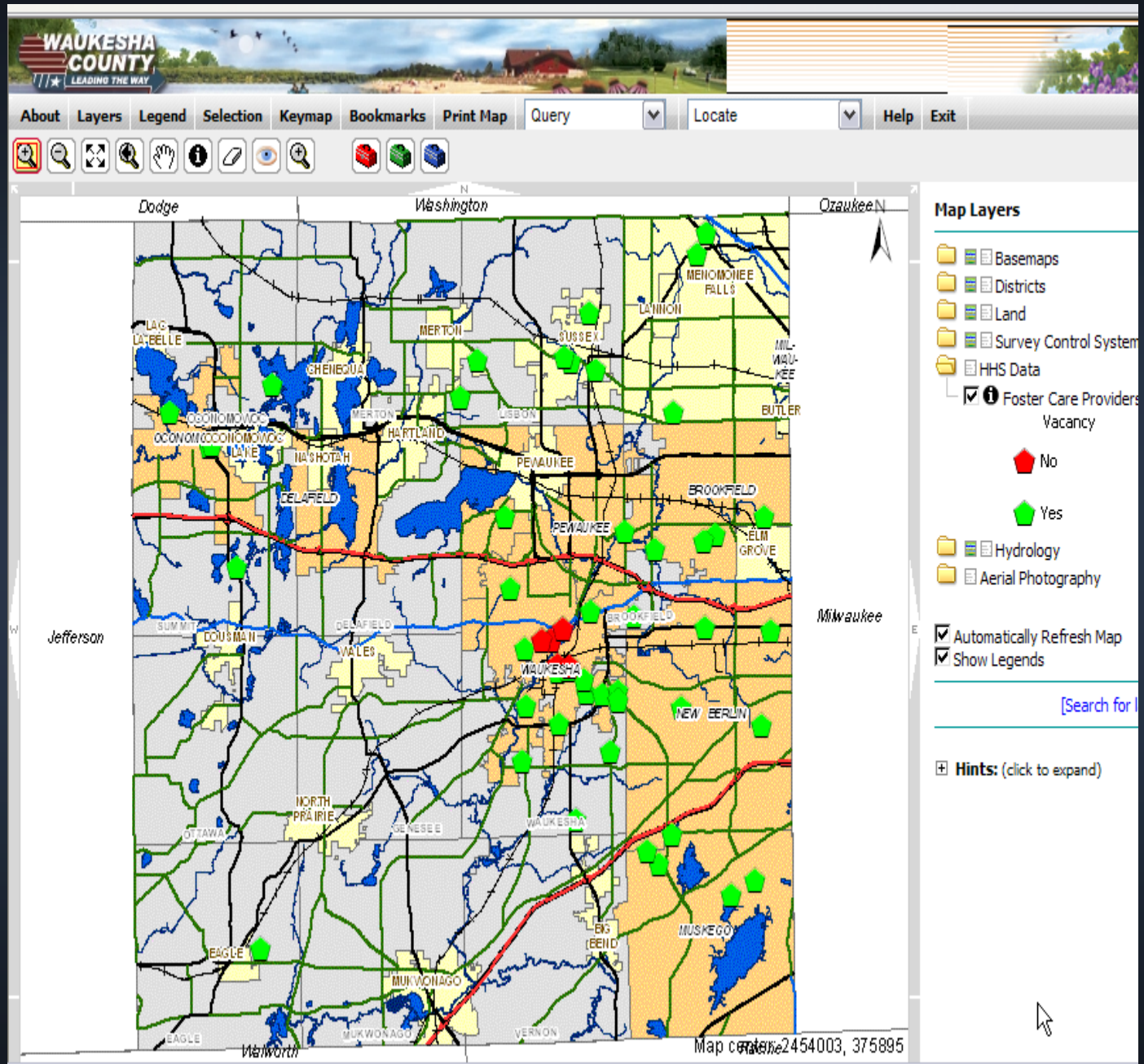


# The Foster Care Picture



**Foster  
Care  
Home  
Sites:  
Stable**

**Known:  
Name  
Address  
Capacity**



# Foster Care Home Sites: Query Site On Map

**Waukesha County**  
LEADING THE WAY

About Layers Legend Selection Keymap Bookmarks Print Map Query Locate Help Exit

Map center: 2471088, 312605

### Identify Results

**Coordinate Position**  
NAD27 SPCS WI South: 2473143, 37  
Latitude Longitude: 43° 1' 3" N,

**Foster Care Providers**

Name:	MORALES, PETRA
Address:	723 E NORTH ST
City:	Waukesha
Zip:	53188
Max. Children:	2
Child Count:	2
Vacancy?:	N
Gender:	M
Age:	7
Child Name:	FALL, MICHAEL
Name:	MORALES, PETRA
Address:	723 E NORTH ST
City:	Waukesha
Zip:	53188
Max. Children:	2
Child Count:	2
Vacancy?:	N
Gender:	M
Age:	8
Child Name:	BRETSON, SEAN

# Foster Care Home Sites: Query Site By Provider

**Waukesha County**  
LEADING THE WAY

About Layers Legend Selection Keymap Bookmarks Print Map Query Locate Help Exit

Scale: 1: 52,330   go   Quick View: Select a location   Map Tool: Pan   Active Layer: Foster Care Providers

Map center: 2469006, 369843

### Locate Foster Care Providers

Foster Care Providers

- POMERENKE, PEGGY
- RADKE, MELISSA
- RADOSEVICH, LAUREN
- REPINSKI, MARY
- SHANAHAN, KAREN**
- SHERMAN, DAWN
- SHIVERS, AISSANTOU

Narrow results:

Find on Map

# Foster Care Home Sites: Zoom to Provider

**Waukesha County**  
LEADING THE WAY

About Layers Legend Selection Keymap Bookmarks Print Map Query Locate Help Exit

Map center: 2472208, 368377

**Selection Set**

**Layer:**  
Foster Care Providers

**Selection:**  
1 features selected.

**Options:**

- [Foster Report](#) Export Foster
- [Tabular Report](#) Show a tabular features.
- [Excel Report](#) Create an Excel the information
- [Default Report](#) Show the default features
- [Zoom to Extent](#) Zoom the map selected features

This layer is defined as a selection may use the selection tool to report that it contains the desired features reporting routines.

# Foster Care Home Sites:

## Zoom to Provider Generate Report

---

### *Foster Child Report*



---

<b>Provider:</b>	SHANAHAN, KAREN	<b>Address:</b>	416 WEST NEWHALL AVENUE
<b>Provider Child Count:</b>	1	<b>City:</b>	Waukesha
<b>Child Name:</b>	SMITH,GINA	<b>Zip:</b>	53186
<b>Age:</b>	5		

---

<b>Total Child Count:</b>	1
<b>Average Age:</b>	5

# Foster Care Home Sites:

# Zoom to Child

**Waukesha County**  
LEADING THE WAY

About Layers Legend Selection Keymap Bookmarks Print Map Query Locate Help Exit

Scale: 1:2,800 go Quick View: Select a location Map Tool: Pan Active Layer: Foster Care Providers

Map center: 2472096, 370550

### Locate Foster Children

Foster Children

- TEMPLETON, MARY
- THOMPSON, MICHAEL
- TOLLIVER, WILLIAM
- UNDERWOOD, CARL
- VASTAV, MIQUEL
- WALTERS, WILLIE**
- WEST, JANE

Narrow results:

Find on Map

# Foster Care Home Sites: Select Group

**Waukesha County**  
LEADING THE WAY

About Layers Legend Selection Keymap Bookmarks Print Map Query Locate Help Exit

Selection Set [Help](#)

**Layer:**  
Foster Care Providers

**Selection:**  
5 features selected.

**Options:**

- [Foster Report](#) Export Foster Child data to a PDF report
- [Tabular Report](#) Show a tabular report for the selected features.
- [Excel Report](#) Create an Excel spreadsheet containing the information for the selected features.
- [Default Report](#) Show the default report for the selected features
- [Zoom to Extent](#) Zoom the map to the extent of the selected features.

This layer is defined as a selected set type of layer. You may use the selection tool to refine your selected set so that it contains the desired features before executing the reporting routines.

Map center: 2478090, 366229

## Foster Child Report



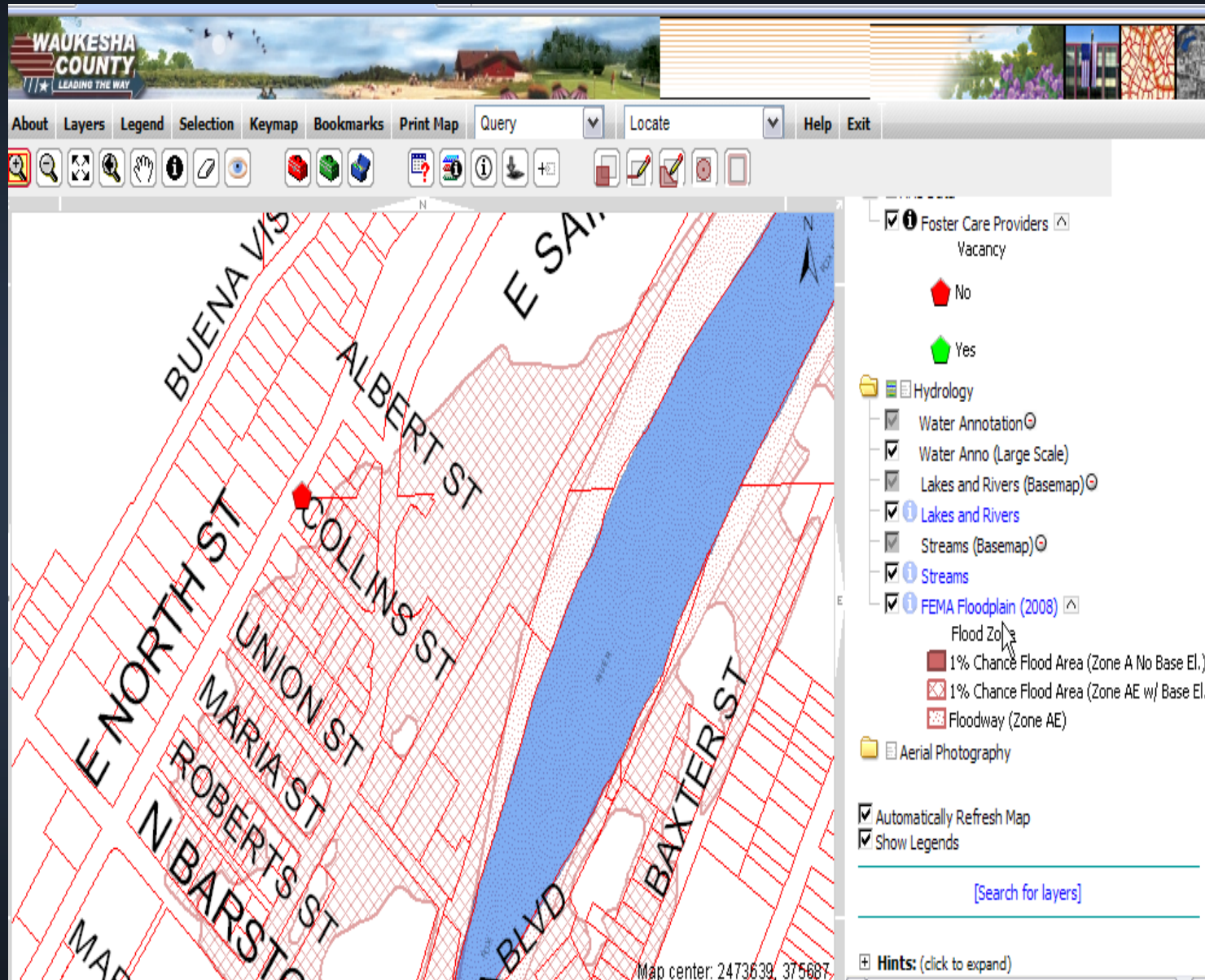
<b>Provider:</b>	GORENC, KARA	<b>Address:</b>	1241 SEITZ DR
<b>Provider Child Count:</b>	1	<b>City:</b>	Waukesha
<b>Child Name:</b>	RANDALL,TIM	<b>Zip:</b>	53188
<b>Age:</b>	3		
<b>Provider:</b>	HOLLIS, LORETTA	<b>Address:</b>	1503 MOHAWK LANE
<b>Provider Child Count:</b>	1	<b>City:</b>	Waukesha
<b>Child Name:</b>	EVENSON,SARA	<b>Zip:</b>	53188
<b>Age:</b>	2		
<b>Provider:</b>	MALVICK, SONYA	<b>Address:</b>	2114 INVERNESS DRIVE
<b>Provider Child Count:</b>	1	<b>City:</b>	Waukesha
<b>Child Name:</b>	ZIMMER,RITA	<b>Zip:</b>	53188
<b>Age:</b>	2		
<b>Provider:</b>	SKEBBA, RENEE	<b>Address:</b>	629 SOUTH GREENFIELD
<b>Provider Child Count:</b>	1	<b>City:</b>	Waukesha
<b>Child Name:</b>	CLYDE,SALLY	<b>Zip:</b>	53188
<b>Age:</b>	11		
<b>Provider:</b>	SYFS-NOAH HOUSE	<b>Address:</b>	W222S3210 RACINE AVENUE
<b>Provider Child Count:</b>	1	<b>City:</b>	Waukesha
<b>Child Name:</b>	DAVIS,TERRELL	<b>Zip:</b>	53188
<b>Age:</b>	10		
<b>Total Child Count:</b>	5		
<b>Average Age:</b>	5		

Foster  
Care  
Home  
Sites:

Custom  
Report



# Foster Care Home Sites: Flood Plains



# Why Involve the State?

- State requirement to locate children during emergency
- Cross County Placements
- Required data held by State
- Willing Partner in State GIO
- Single system to be developed, deployed & maintained

# How Do We Make This Work?



# How do We Make This Work?

## **The FRAME**

- Map out Locations of All Foster Care Providers in State
  - Post on Secure Internet Site
  - Assistance Provided by State Geographic Information Officer

## **The PICTURE**

- Establish link to eWiSACWIS Data
  - Provider Information
  - Child Information
- Develop Workflow, Queries, and Reports
  - Workgroup to design and test

**The End**

**Questions?**

**Don Dittmar**  
**Waukesha County LIS Manager**

**[ddittmar@waukeshacounty.gov](mailto:ddittmar@waukeshacounty.gov)**