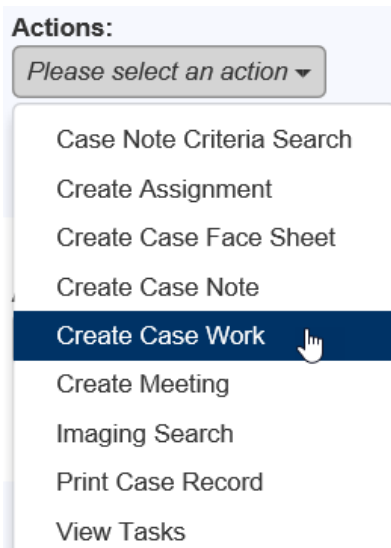


Creating a Foster Care Rate when a CANS does not exist

The Pre-CANS Foster Care Rate Page is available to document a rate beyond the Basic Costs prior to the completion of the CANS. These are often used to pay a provider additional monies for taking a child in an emergency situation. The Foster Care Rate can be backdated to the first day of the placement.

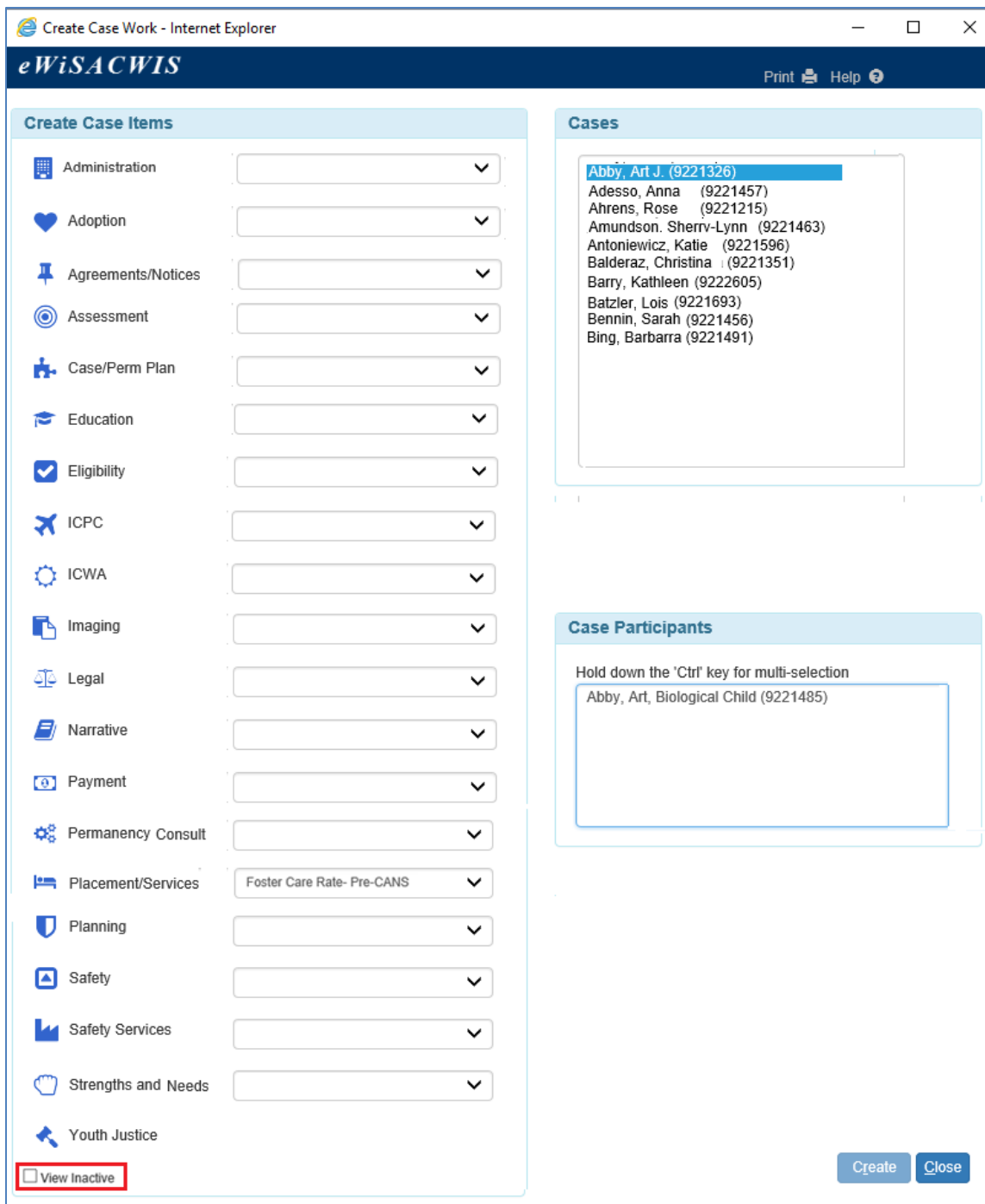
- Notes:** The child for whom you create a Pre-CANS Foster Care Rate should have an open Out of Home Placement with a qualifying Foster Home Service Type (ie. Foster Home (Level 2+)).
An approved Out of Home CANS must NOT exist for the child in eWiSACWIS to create a Pre-CANS Foster Care Rate.
The Pre-CANS rate will NOT include any supplemental costs.

1. From the desktop, go to the Cases tab and click the Create Case Work hyperlink [Create case work](#) or select Create Case Work from the Actions drop-down next to the specific case to open the Create Case Work page.



2. On the Create Case Work page, select Foster Care Rate- Pre-CANS from the Placement/Services drop-down. Select the appropriate Case and the Case Participant. Click Create. This will open the Foster Care Rate page.

- Note:** You are able to create a Foster Care Rate for a child who is Inactive by checking the View Inactive check box and selecting the Inactive person.



3. The Foster Care Rate page contains the Participant Information group box. The group box shows the child’s name, case name, provider name, Parent Agency and rate effective and end dates.
 - The Rate Effective Date will pre-fill with the begin date of the Out of Home Placement. The Rate End Date will pre-fill to the date which is 30 days after the begin date of the Out of Home Placement. By having an end date, the system will turn this Foster Care Rate off, proactively ending the Foster Care Rate (Exceptional, Administrative, and Costs > Spending Limit amounts) but not the Basic rate.

Note: For a Pre-CANS Foster Care Rate, the CANS-related fields on the Foster Care Rate page will display N/A since no CANS exist.

- The Current Basic Costs will pre-fill with the service rate associated with the placement service type and display in the Uniform Foster Care Rate group box.
- If the Pre-CANS Foster Care Rate is being used to pay an Emergency or After Hours Rate then select the Emergency/After Hours Placement checkbox and enter the appropriate Daily Rate. By entering an amount in the Daily Rate field the page calculates the appropriate monthly Exceptional Costs. The monthly amount will display under the Exceptional Rate group box, next to the Emergency/After Hours Placement Daily Rate field.

Note: The Details flair describes an Emergency/After Hours Rate.

- If applicable, enter an amount in the Administrative field. Then select either day or month in the Per field.

Participant Information

Child: Azul, Finn (9231519) Rate Effective Date: 02/01/2021
Case: Aardvark, Amy B (9223581) Rate End Date: 02/01/2021
Provider: Provider, Paul (9222085)
Parent Agency: Your Children Our Children CPA (9221599)
Management/Staffing Agency:

Emergency/After Hours Placement Daily Rate: \$40.00 [Details](#)

| Supplemental Rate | Uniform Foster Care Rate |
|-----------------------------|-----------------------------------|
| CANS Effective Date: N/A | Current Basic Costs: \$431.00 |
| CANS End Date: N/A | Supplemental Costs: N/A |
| Child's Level of Need: N/A | Exceptional Costs: \$0.00 |
| Provider Level of Care: N/A | Costs > Spending Limit: \$0.00 |
| Supplemental Points: N/A | |
| LON/LOC Value: N/A | Total Maintenance Costs: \$431.00 |

Administrative

Administrative (based on child's LON): \$0.00 Per: [Dropdown]

Options: [Dropdown] [Go](#) [Save](#) [Close](#)

- If this is not an Emergency/After Hours situation, then the Exceptional Rate group box provides an area for you to document any appropriate exceptional costs. You can enter the exceptional costs amounts, as well as the justification of such costs.

In order to document the exceptional costs, you have to select at least one of the checkboxes for the categories and/or sub-categories listed in the Exceptional Rate group box. Once the checkbox(es) are selected, user-entered fields display to allow you to document the exceptional amount(s). In most instances, the payment justification field will be disabled and will already be pre-filled for you, but certain selections


will require you to enter a justification to provide additional details. Upon successful save of the Foster Care Rate page, the system will calculate the total amount entered in the Exceptional Rate group box and will display the total in the Exceptional Costs field in the Uniform Foster Care Rate group box.

Note: If the sum of Basic and Exceptional costs exceed the spending limit of \$2,000, the amount exceeding the \$2,000 spending limit will be displayed as Costs > Spending Limit.

Exceptional Rate

| | | |
|--|----------|---|
| <input checked="" type="checkbox"/> Least Restrictive Setting | \$0.00 | |
| <input type="checkbox"/> Foster Parent Supervision, Time, and Training | \$0.00 | |
| <input checked="" type="checkbox"/> Personal Incidentals - Care Needs | \$0.00 | |
| <input checked="" type="checkbox"/> Over-the-Counter Medications and Special Dietary Foods | \$50.00 | <input type="checkbox"/> Hygiene and Cosmetics |
| <input type="checkbox"/> Extra Infant and Toddler Supplies, Including Highchairs and Diapers | | <input type="checkbox"/> Other (describe below) |
| Payment Justification for Personal Incidentals - Care Needs: | | |
| Personal incidentals for care needs that reimburse for the following expense(s): - Over-the-counter medications and special dietary foods: \$50.00. | | |
| <input type="checkbox"/> Personal Incidentals - Normalcy Activities | \$0.00 | |
| <input type="checkbox"/> Transportation | \$0.00 | |
| <input type="checkbox"/> WI Shares | | |
| <input type="checkbox"/> Sibling Placement | | |
| <input type="checkbox"/> Minor Parent/Minor Child | | |
| <input checked="" type="checkbox"/> Transportation to School of Origin | \$25.00 | |
| Payment Justification for Transportation to School of Origin: | | |
| Transportation costs to the school the child was attending prior to placement in out-of-home care: \$25.00. | | |
| <input type="checkbox"/> Replacement of Basic Wardrobe | | |
| <input checked="" type="checkbox"/> Emergency/After Hours Placement Daily Rate | \$575.00 | |
| Payment Justification for Emergency/After Hours Placement Daily Rate: | | |
| Costs for emergency/after-hours placement based on daily rate: \$575.00. | | |
| <input type="checkbox"/> Equalization | | |

8. The Monthly Payment Explanation expando will display the breakdown of up to three individual monthly payments: Maintenance, Administrative, and Costs > Spending Limit. The Maintenance Payment includes Basic, Supplemental and Exceptional Costs. The Administrative payment includes Administrative costs. The Additional Payments will include the costs exceeding the \$2,000 spending limit.

 Monthly Payment Explanation

| Maintenance Payment | | Administrative | | Additional Payments | |
|----------------------------|-------------------|-----------------------|---------------|----------------------------|---------------|
| Basic Costs: | \$545.00 | Administrative Costs: | \$0.00 | Costs > Spending Limit: | \$0.00 |
| Supplemental Costs: | N/A | | | | |
| Exceptional Costs: | \$650.00 | | | | |
| Total Costs: | \$1,195.00 | Total Costs: | \$0.00 | Total Costs: | \$0.00 |